

Fiscal Year  
2019-2020

# Watauga County Adopted Budget



**Board of Commissioners**

**John Welch, Chairman**

**Billy Kennedy, Vice-Chairman**

**Larry Turnbow**

**Charlie Wallin**

**Perry Yates**

STATE OF NORTH CAROLINA  
COUNTY OF WATAUGA  
BUDGET ORDINANCE  
FISCAL YEAR 2019/20

BE IT ORDAINED by the Board of Commissioners of Watauga County, North Carolina, meeting in regular session this 4th day of June, 2019, that the following fund revenues and departmental expenditures, together with certain restrictions and authorizations, are adopted:

**SECTION I**

**GENERAL FUND**

*A. Revenues Anticipated:*

<u>SOURCE</u>	<u>AMOUNT</u>
Ad Valorem Taxes	\$36,473,161
Local Option Sales Taxes	\$12,430,000
Other Taxes	\$835,000
Intergovernmental Revenues	\$4,689,384
Permits and Fees	\$710,200
Recreation Programs	\$420,583
Sales and Services	\$821,975
Miscellaneous Revenues	\$761,856
Transfer from Other Funds	
Transfer From Capital Reserve Fund	\$2,757,737
<b>Total Revenues - General Fund</b>	<b><u>\$59,899,896</u></b>

*B. Expenditures Authorized:*

General Government	Governing Body	\$62,085
	Administration	\$447,063
	Finance	\$401,738
	Tax Administration	\$1,153,718
	Tax Revaluation	\$50,000
	License Plate Agency	\$242,261
	Legal Services	\$81,000
	Court Facilities	\$2,900
	Elections	\$476,416
	Register of Deeds	\$551,934
	General Administration	\$1,137,000
	Information Technology	\$969,966
	Maintenance	\$1,385,747
	Public Buildings	\$3,978,962
	<b>Total</b>	<b><u>\$10,940,790</u></b>
Public Safety	Sheriff	\$4,774,202
	Detention Center	\$2,356,496
	Emergency Services	\$968,706
	Emergency Management/Fire Protection	\$1,631,558
	Planning and Inspections	\$679,626
	Emergency Medical Services	\$1,543,071
	Animal Care and Control	\$143,254
	<b>Total</b>	<b><u>\$12,096,913</u></b>
Environmental Protection	Cooperative Extension Service	\$285,581
	Soil and Water Conservation	\$130,295
	<b>Total</b>	<b><u>\$415,876</u></b>
Transportation	Transportation	\$67,495
	<b>Total</b>	<b><u>\$67,495</u></b>
Economic/Physical Development	Economic Development Commission	\$89,752
	Special Appropriations	\$493,922
	<b>Total</b>	<b><u>\$583,674</u></b>

**STATE OF NORTH CAROLINA  
COUNTY OF WATAUGA  
BUDGET ORDINANCE  
FISCAL YEAR 2019/20**

Human Services	Public Health	\$746,920
	Mental Health	\$171,194
	Project on Aging	\$1,427,489
	Veteran's Service	\$128,419
	<b>Total</b>	<b>\$2,474,022</b>
Education	Watauga County Board of Education	\$14,614,674
	Caldwell Community College & Technical Institute	\$1,000,279
	<b>Total</b>	<b>\$15,614,953</b>
Cultural and Recreational	Library	\$652,360
	Recreation	\$1,186,671
	<b>Total</b>	<b>\$1,839,031</b>
Transfers to Other Funds	Transfer to Public Assistance Fund	\$2,232,006
	Transfer to Capital Projects Fund	\$6,550,000
	Transfer to Debt Service Fund	\$7,085,136
	<b>Total</b>	<b>\$15,867,142</b>
<b>Total Expenditures - General Fund</b>		<b>\$59,899,896</b>

**SECTION II**

**PUBLIC ASSISTANCE FUND**

*A. Revenues Anticipated:*

SOURCE

AMOUNT

Federal and State Allocations	\$3,619,052
Miscellaneous Revenue	\$21,775
Transfer from General Fund	\$2,232,006

**Total Revenues - Public Assistance Fund** \$5,872,833

*B. Expenditures Authorized:*

Administration	\$3,416,904
Child Support Enforcement Programs	\$226,481
	\$2,229,448

**Total Expenditures - Public Assistance Fund** \$5,872,833

**SECTION III**

**CAPITAL PROJECTS FUND**

*A. Revenues Anticipated:*

SOURCE

AMOUNT

Transfer from General Fund	\$6,550,000
Fund Balance Appropriation	\$2,757,737

**Total Revenues - Capital Projects Fund** \$9,307,737

*B. Expenditures Authorized:*

Watauga County Schools CIPs	\$4,700,000
County CIP	\$1,850,000
Transfer to General Fund	\$2,757,737

**Total Expenditures - Capital Projects Fund** \$9,307,737

STATE OF NORTH CAROLINA  
COUNTY OF WATAUGA  
BUDGET ORDINANCE  
FISCAL YEAR 2019/20

**SECTION IV**

**FEDERAL EQUITABLE SHARING FUND (SHERIFF'S OFFICE)**

*A. Revenues Anticipated:*

<u>SOURCE</u>	<u>AMOUNT</u>
Fund Balance Appropriation	\$8,700
<b>Total Revenues - Federal Equitable Sharing Fund</b>	<b><u>\$8,700</u></b>

*B. Expenditures Authorized:*

Operations	\$8,700
<b>Total Expenditures - Federal Equitable Sharing Fund</b>	<b><u>\$8,700</u></b>

**SECTION V**

**STATE SUBSTANCE ABUSE TAX FUND (SHERIFF'S OFFICE)**

*A. Revenues Anticipated:*

<u>SOURCE</u>	<u>AMOUNT</u>
Controlled Substance Tax	\$25,000
Miscellaneous Revenue	\$100
Fund Balance Appropriated	\$9,350
<b>Total Revenues - State Substance Abuse Tax Fund</b>	<b><u>\$34,450</u></b>

*B. Expenditures Authorized:*

Operations	\$34,450
<b>Total Expenditures - State Substance Abuse Tax Fund</b>	<b><u>\$34,450</u></b>

**SECTION VI**

**EMERGENCY TELEPHONE SURCHARGE FUND**

*A. Revenues Anticipated:*

<u>SOURCE</u>	<u>AMOUNT</u>
Emergency Telephone Surcharge	\$314,311
Fund Balance Appropriated	\$41,639
<b>Total Revenues - Emergency Telephone Surcharge Fund</b>	<b><u>\$355,950</u></b>

*B. Expenditures Authorized:*

Implemental Functions	\$51,118
Software	\$107,081
Employee Training	\$6,885
Telephone	\$97,601
Hardware	\$84,790
Furniture	\$8,475
<b>Total Expenditures - Emergency Telephone Surcharge Fund</b>	<b><u>\$355,950</u></b>

**SECTION VII**

**RURAL FIRE SERVICE DISTRICT FUND**

*A. Revenues Anticipated:*

<u>SOURCE</u>	<u>AMOUNT</u>
Beech Mtn Rural Fire Service District	\$1,950
Boone Rural Fire Service District	\$963,000
Cove Creek Rural Fire Service District	\$700
Foscoe Rural Fire Service District	\$75,800
Shawneehaw Rural Fire Service District	\$6,700
<b>Total Revenues - Rural Fire Service Districts Fund</b>	<b><u>\$1,048,150</u></b>

*B. Expenditures Authorized:*

Beech Mtn Rural Fire Service District	\$1,950
Boone Rural Fire Service District	\$963,000
Cove Creek Rural Fire Service District	\$700
Foscoe Rural Fire Service District	\$75,800
Shawneehaw Rural Fire Service District	\$6,700
<b>Total Expenditures - Rural Fire Service Districts Fund</b>	<b><u>\$1,048,150</u></b>

*NOTE: In the event the actual proceeds from the fire tax exceed or fall short of the appropriated amounts, the actual proceeds from the tax shall constitute the appropriations from the tax levy and the Budget Officer is authorized to amend the budget upward to cover the actual revenues collected.*

STATE OF NORTH CAROLINA  
COUNTY OF WATAUGA  
BUDGET ORDINANCE  
FISCAL YEAR 2019/20

**SECTION VIII**

**FIRE TAX DISTRICTS FUND**

*A. Revenues Anticipated:*

<u>SOURCE</u>	<u>AMOUNT</u>
Beaver Dam Fire Department	\$114,300
Blowing Rock Fire District	\$512,000
Cove Creek Fire District	\$264,500
Creston Fire Department	\$5,800
Deep Gap Fire District	\$207,500
Fall Creek Fire Department	\$11,050
Foscoe Fire District	\$493,000
Meat Camp Fire Department	\$228,000
Shawneehaw Fire District	\$107,300
Stewart Simmons Fire District	\$248,500
Todd Fire District	\$65,850
Zionville Fire District	\$128,500
<b>Total Revenues - Fire Districts Fund</b>	<b><u>\$2,386,300</u></b>

*B. Expenditures Authorized:*

Beaver Dam Fire Department	\$114,300
Blowing Rock Fire District	\$512,000
Cove Creek Fire District	\$264,500
Creston Fire Department	\$5,800
Deep Gap Fire District	\$207,500
Fall Creek Fire Department	\$11,050
Foscoe Fire District	\$493,000
Meat Camp Fire Department	\$228,000
Shawneehaw Fire District	\$107,300
Stewart Simmons Fire District	\$248,500
Todd Fire District	\$65,850
Zionville Fire District	\$128,500
<b>Total Expenditures - Fire Districts Fund</b>	<b><u>\$2,386,300</u></b>

*NOTE: In the event the actual proceeds from the fire tax exceed or fall short of the appropriated amounts, the actual proceeds from the tax shall constitute the appropriations from the tax levy and the Budget Officer is authorized to amend the budget upward to cover the actual revenues collected.*

**SECTION IX**

**OCCUPANCY TAX FUND**

*A. Revenues Anticipated:*

<u>SOURCE</u>	<u>AMOUNT</u>
Occupancy Tax	\$1,575,000
<b>Total Revenues - Occupancy Tax Fund</b>	<b><u>\$1,575,000</u></b>

*B. Expenditures Authorized:*

Tax Collection Fees	\$25,000
Watauga District U TDA	\$1,550,000
<b>Total Expenditures - Occupancy Tax Fund</b>	<b><u>\$1,575,000</u></b>

*NOTE: In the event the actual proceeds from the occupancy tax exceed or fall short of the appropriated amounts, the actual proceeds from the tax shall constitute the appropriations from the tax levy and the Budget Officer is authorized to amend the budget upward to cover the actual revenues collected.*

STATE OF NORTH CAROLINA  
COUNTY OF WATAUGA  
BUDGET ORDINANCE  
FISCAL YEAR 2019/20

**SECTION X**

**DEBT SERVICE**

*A. Revenues Anticipated:*

<u>SOURCE</u>	<u>AMOUNT</u>
Federal Interest Credit on QSCB Loan	\$9,000
Transfer from General Fund	\$7,085,136
<b>Total Revenues - Debt Service Fund</b>	<b><u><u>\$7,094,136</u></u></b>

*B. Expenditures Authorized:*

Debt Service-Education	\$4,913,736
Debt Service-Other	\$2,180,400
<b>Total Expenditures - Debt Service Fund</b>	<b><u><u>\$7,094,136</u></u></b>

**SECTION XI**

**SOLID WASTE ENTERPRISE FUND**

*A. Revenues Anticipated:*

<u>SOURCE</u>	<u>AMOUNT</u>
Intergovernmental Revenues	\$123,550
Charges for Services	\$5,320,829
Miscellaneous Revenues	\$45,100
Fund Balance Appropriated	\$1,200,000
<b>Total Revenues - Solid Waste Enterprise Fund</b>	<b><u><u>\$6,689,479</u></u></b>

*B. Expenditures Authorized:*

Sanitation Department	\$6,544,336
Recycling	\$145,143
<b>Total Expenditures - Solid Waste Enterprise Fund</b>	<b><u><u>\$6,689,479</u></u></b>

**SECTION XII**

**COUNTY TAX RATE ESTABLISHED**

An ad valorem tax rate of \$0.403 per \$100 at full valuation is hereby established as the official tax rate for Watauga County for the fiscal year 2019/20. This rate is based on a total base valuation of \$9,125,619,335.

**SECTION XIII**

**COUNTY FIRE DISTRICT TAX RATES ESTABLISHED**

Ad valorem tax rates as listed below per \$100 at full valuation is hereby established as the official tax rates for Watauga County Fire Protection Districts for the fiscal year 2019/20. This rate is based on the estimated taxable property situated in each district.

<u>Fire District</u>	<u>Property Values</u>	<u>Tax Rate Per \$100 of Value</u>
Beech Mountain Rural	\$3,766,920	\$ 0.05
Blowing Rock Rural	\$990,396,420	\$ 0.05
Boone Rural	\$1,581,812,857	\$ 0.06
Cove Creek	\$501,446,579	\$ 0.05
Cove Creek Special	\$821,700	\$ 0.05
Deep Gap	\$402,893,630	\$ 0.05
Foscoe	\$967,042,690	\$ 0.05
Foscoe Special	\$150,705,060	\$ 0.05
Meat Camp	\$454,875,090	\$ 0.05
Northwest Watauga	\$236,685,760	\$ 0.05
Shawneehaw	\$204,565,970	\$ 0.05
Shawneehaw Special	\$13,508,840	\$ 0.05
Stewart Simmons	\$282,899,209	\$ 0.085
Todd	\$92,502,403	\$ 0.07
Zionville	\$244,143,530	\$ 0.05

STATE OF NORTH CAROLINA  
COUNTY OF WATAUGA  
BUDGET ORDINANCE  
FISCAL YEAR 2019/20

**SECTION XIV**

**SOLID WASTE FEES ESTABLISHED**

Commercial Solid Waste	\$59.00 per ton
Construction and Demolition Waste	\$59.00 per ton
Municipal Solid Waste	\$26.00 per ton
Inert Debris	\$59.00 per ton
Land-clearing Debris	\$46.00 per ton
Yard Waste	\$46.00 per ton
Animal Carcass	\$59.00 per ton
Electronic Waste	\$59.00 per ton
RO Cont. Disposal Fee	\$59.00 per ton
Single Stream Recycling	\$18.00 per ton
Re-ground Mulch	\$9.00 per yard
Coarse Mulch	\$6.00 per yard
Passenger Vehicle Minimum	\$9
Solid Waste Fee (per residence County-wide)	\$80.00 per year
Tire trailer rental	\$150.00 per trailer

**SECTION XV**

**PLANNING, INSPECTIONS FEES ESTABLISHED**

Building Permit	\$ .30 per square foot heated space \$.15 per square foot unheated space
Modular Home	\$300.00 plus \$.15 per square foot for basement
Mobile Home	\$75.00 single wide / \$100 double wide
Penalty for building without permit	Double building permit fees. May be subject to additional trip fees as necessary
Alteration Permit	\$75.00
Sign Permit	\$50.00 on premise / \$100.00 for billboard
Trip Fee	\$75.00
Grading permit	\$150.00 per acre or part thereof; Individual home site less than 1 acre exempt
Floodplain Development Permit	\$150.00
Compliance and Review <i>(For all ordinances not specifically named in fee schedule)</i>	\$40.00 per permit / \$100.00 per site plan \$300.00 appeals, conditional use permits, variances \$400.00 amendments
Subdivision Plat/Manufactured Home Park Fees	\$30.00 per lot or building as applicable
Wireless Communication Tower Site	\$750.00
Wireless Co-location Permit	\$150.00
Wind Energy Systems	\$150 small / \$750 large
Sexually Oriented Business Permit	\$1,000.00
Road Name Change	\$500.00
Administrative Fees for Refunds	\$30.00 plus \$75.00 per inspection done

**SECTION XVI**

**FIRE CODE FEES AND PENALTIES ESTABLISHED**

**Special User Permits for Specific Times:**

Fireworks - Public Display	\$25.00
Tents and Air Structures (30 day maximum)	\$25.00
Temporary kiosks or Merchandising Displays	\$25.00

**Insecticide fogging or fumigation**

\$25.00

**Explosive Materials/Blasting Permits:**

Annually (1 Year)	\$100.00
48 Hours	\$40.00

**Special Assembly:**

Gun show, craft show, etc	\$25.00
---------------------------	---------

**Bowling Pin and Alley:**

Resurfacing and Refinishing	\$25.00
-----------------------------	---------

**Any other Special Function Requiring Fire Prevention:**

Bureau inspection and Approval	\$25.00
--------------------------------	---------

**Fire Report Copies**

\$2.00

**Annual Inspection Report**

\$50.00

**Inspection Report (non-annual)**

\$50.00

**Inspection Report (multi-tenant up to two buildings)**

\$60.00

**Inspection Report (multi-tenant three or more buildings)**

\$70.00

**Carbon Monoxide Inspections**

\$50.00

STATE OF NORTH CAROLINA  
COUNTY OF WATAUGA  
BUDGET ORDINANCE  
FISCAL YEAR 2019/20

**Existing Systems Tests:**

Sprinkler Certification Test	\$25.00
Fire Alarm Testing	\$25.00
Standpipe Certification Test	\$25.00
Grease Removal Test	\$25.00
Fixed Fire Suppression Test	\$25.00
Day Care Inspection	\$25.00
Residential Custodial Care and Nursing Homes	\$25.00
<b>Certification of Occupancy</b>	<b>\$25.00</b>
<b>Occupancy Permit Inspection (ABC)</b>	<b>\$30.00</b>
<b>Reinspection (per visit)</b>	<b>\$30.00</b>
<b><u>Underground Storage Tanks:</u></b>	
Removal (per tank)	\$30.00
New Installations (per tank)	\$50.00
<b>Hydrant Installations - private contractors only</b>	<b>\$30.00</b>
<b>New Sprinkler Systems</b>	<b>0.05 per square foot</b>
<b>Sprinkler Renovations</b>	<b>\$50.00</b>
<b>Standpipes</b>	<b>\$30.00</b>
<b>New Alarm Systems</b>	<b>\$35.00</b>
<b>Alarm System Renovations</b>	<b>\$50.00</b>
<b>Fixed Fire Suppression Systems</b>	<b>\$35.00</b>
<b>Renovations to the Systems</b>	<b>\$25.00</b>
<b>Fire Marshall Fire Reports</b>	<b>\$5.00</b>

**SECTION XVII**

**BUDGET OFFICER**

The County Manager shall serve as Budget Officer and shall be authorized to reallocate departmental appropriations among the various objects of expenditure as necessary.

The County Manager shall be authorized to effect transfers between departments in the same fund, not to exceed 10% of the appropriated monies for the department whose allocation is reduced. Notation of all such transfers shall be made to the Board at the next regularly scheduled Board meeting.

Interfund transfers established in the budget, may be accomplished without recourse to the Board. All other interfund transfers require approval of the Board of Commissioners.

Salary increases shall be granted in accordance with the official pay plan of Watauga County, duly adopted by the Board of Commissioners.

The County Manager shall be authorized to reallocate contingency funds. Such transfers shall be reported to the Board at its next regular meeting, and recorded in the minutes per NC General Statute 159-13(b)(3).

**SECTION XVIII**


**UTILIZATION OF BUDGET AND BUDGET ORDINANCE**


This Ordinance shall be the basis of the financial plan for the Watauga County Government during the 2019/20 fiscal year. The Budget Officer shall administer the budget and he shall insure that operating officials are provided guidance and sufficient details to implement their appropriate portion of the budget. The Finance Director shall establish and maintain records consistent with this ordinance and the appropriate statutes of the State of North Carolina.

A copy of this ordinance shall be furnished to the Clerk to the Board of Commissioners, the County Manager, and the Finance Director to be kept on file by them for direction in the disbursement of funds.

  
John Welch, Chairman

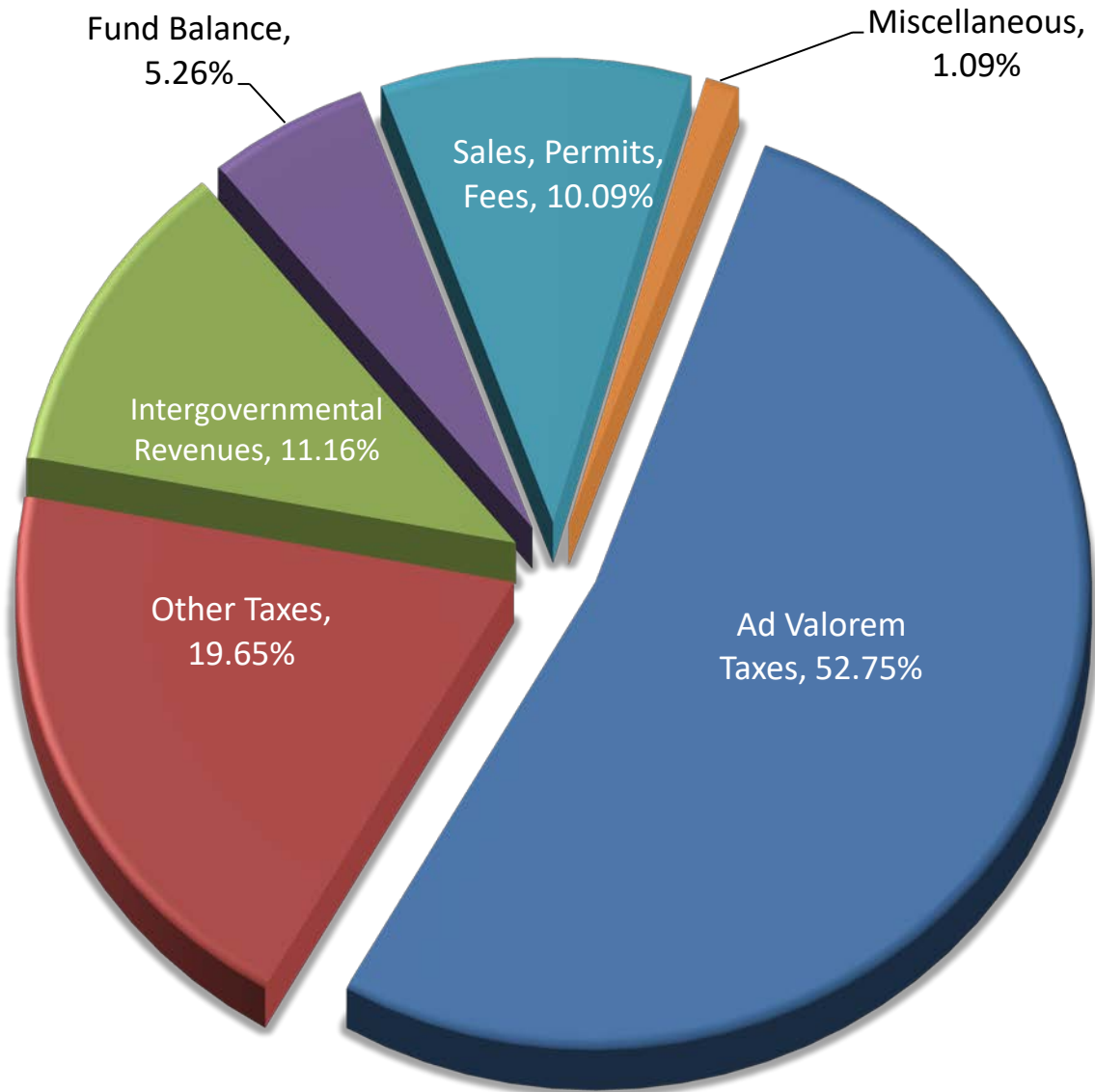
ATTEST:

  
Anita Fogle, Clerk to the Board

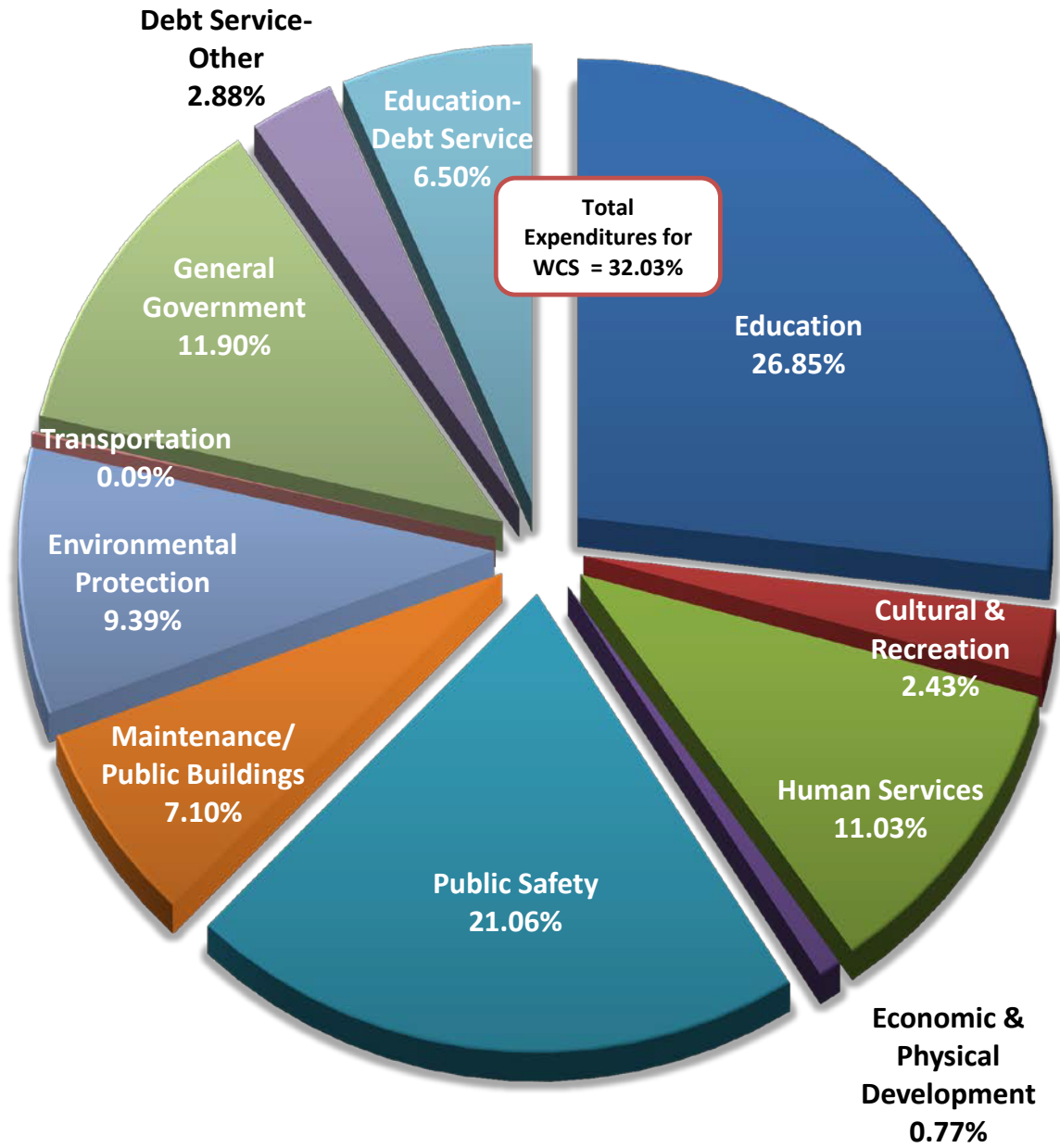
  
(SEAL)



# WATAUGA COUNTY REVENUES FISCAL YEAR 2019 - 2020



**WATAUGA COUNTY EXPENDITURES  
FISCAL YEAR 2019 - 2020**



# Index

## FY 2019/20 Adopted Budget

General Fund Revenues.....	1- 3
General Fund Expenditures .....	4-28
Governing Body .....	4
Administration.....	4
Finance .....	5
Tax Administration .....	5
Tax Revaluation .....	6
License Plate Agency .....	6
Legal Services.....	6
Court Facilities .....	6
Elections .....	7
Register of Deeds.....	7
General Administration .....	8
Information Technologies .....	8
Maintenance.....	9
Public Buildings Summary .....	10
Public Buildings-Courthouse.....	11
Public Buildings-Rock Building.....	11
Public Buildings-Administration Building .....	11
Public Buildings-EMS .....	11
Public Buildings-Hannah .....	12
Public Buildings-Health Department .....	12
Public Buildings-Winkler’s Creek Facility .....	12
Public Buildings-Library .....	12
Public Buildings-Record Storage.....	13
Public Buildings-Western Watauga Community Center .....	13
Public Buildings-Parking Lots.....	13
Public Buildings-Ag Building .....	13
Public Buildings-Human Service Center .....	14
Public Buildings-Appalachian Enterprise Center .....	14
Public Buildings-Law Enforcement Center .....	14
Public Buildings-Recreation Administration.....	14
Public Buildings-Aquatics Center.....	15
Public Buildings-Optimist Facility .....	15
Public Buildings-Recreation Fields/Parks .....	15
Public Buildings-Old Cove Creek School/Gym.....	16
Public Buildings-Recreation Anne Marie Drive Fields .....	16
Public Buildings-Recreation Brookshire Park .....	16
Public Buildings-Recreation Brookshire Soccer Complex.....	16
Public Buildings-Rocky Knob.....	17
Public Buildings-Community Recreation Center .....	17
Public Buildings-Sterling Creek Park.....	17
Public Buildings-Guy Ford River Access.....	17
Sheriff’s Office .....	18
Detention Center .....	19
Emergency Services .....	19
Emergency Management .....	20
Planning & Inspections .....	21

**General Fund Expenditures Continued**

Emergency Medical Services .....	21
Animal Care and Control .....	22
Transportation.....	22
Economic Development .....	22
Cooperative Extension.....	23
Soil and Water Conservation.....	23
Public Health.....	23
Mental Health.....	23
Project on Aging .....	24
Veteran’s Services .....	24
Special Appropriations .....	25
Other Outside Agency Appropriations .....	25
<b>Public Schools Current Expense .....</b>	<b>25</b>
Community College Current Expense.....	26
Library.....	26
Recreation Administration .....	26
Aquatics .....	26
Athletics.....	27
Arts-Special Populations.....	27
Fun In The Sun Camp.....	28
Transfers to Other Funds.....	28
Public Assistance Fund Revenues .....	29
Public Assistance Fund Expenditures .....	30-31
Capital Projects Fund Revenues & Expenditures.....	32
Federal Equitable Sharing Fund.....	33
Substance Abuse Tax Funds.....	33
E-911 Telephone Surcharge Fund.....	34
Special Fire District Fund .....	34
Fire Districts Fund Revenues & Expenditures.....	35
District U Occupancy Tax .....	36
Debt Service Fund.....	36
Solid Waste Fund Revenues.....	37
Solid Waste Fund Expenditures .....	38-39
Recycling .....	39
Approved Capital Improvement Plan .....	Appendix

GL ACCOUNT #	BOARD	BOARD	DEPARTMENT	MANAGER	BOARD
	APPROVED	APPROVED	REQUESTED	RECOMMENDED	APPROVED
	FY 17-18	FY 18-19	FY 19-20		

**GENERAL FUND**

**REVENUES**

**TAXES AD VALOREM**

103100-318000	INTEREST ON DELINQUENT TAXES	(150,000)	(145,000)	(132,440)	(132,440)	(132,440)
103100-318800	TAXES AD VALOREM-PRIOR YEARS	(400,000)	(300,000)	(300,000)	(300,000)	(300,000)
103101-312010	TAXES AD VALOREM-CURRENT YEAR	(30,998,475)	(31,392,000)	(31,567,795)	(36,040,721)	(36,040,721)
<b>TOTAL TAXES AD VALOREM</b>		<b>(31,548,475)</b>	<b>(31,837,000)</b>	<b>(32,000,235)</b>	<b>(36,473,161)</b>	<b>(36,473,161)</b>

**OTHER TAXES**

103200-323100	LOCAL OPTION SALES TAX-39	(5,800,000)	(5,850,000)	(5,873,800)	(5,873,800)	(5,873,800)
103200-323200	LOCAL OPTION SALES TAX-40	(2,800,000)	(2,890,000)	(3,095,000)	(3,095,000)	(3,095,000)
103200-323300	LOCAL OPTION SALES TAX-42	(3,343,500)	(3,380,000)	(3,461,200)	(3,461,200)	(3,461,200)
103200-324000	EXCISE STAMPS	(400,000)	(420,000)	(440,000)	(440,000)	(440,000)
103200-326100	FRANCHISE TAX	(325,000)	(325,000)	(320,000)	(320,000)	(320,000)
103200-326600	ABC BOTTLE TAX	(23,000)	(23,000)	(20,000)	(20,000)	(20,000)
103200-341401	GROSS RECEIPTS TAX-VEHICLES	(44,000)	(50,000)	(50,000)	(50,000)	(50,000)
103200-341406	GROSS RECEIPTS TAX-EQUIPMENT	(3,500)	(5,000)	(5,000)	(5,000)	(5,000)
<b>TOTAL OTHER TAXES</b>		<b>(12,739,000)</b>	<b>(12,943,000)</b>	<b>(13,265,000)</b>	<b>(13,265,000)</b>	<b>(13,265,000)</b>

**INTERGOVERNMENTAL REVENUES**

103300-332000	HOME & COMMUNITY BLOCK GRANT	(255,000)	(255,000)	(260,000)	(260,000)	(260,000)
103300-332001	MEDICAID REIMBURSEMENTS	(76,000)	(76,000)	(76,000)	(76,000)	(76,000)
103300-332002	USDA	(24,000)	(24,000)	(24,000)	(24,000)	(24,000)
103300-332004	STATE SENIOR CENTER GRANT	(17,152)	(14,257)	-	-	-
103300-333000	NC DOJ JCPC GRANT	(114,285)	(114,285)	(114,285)	(114,285)	(114,285)
103300-332006	SENIOR'S HEALTH INFO GRANT	(2,492)	(3,231)	-	-	-
103300-341400	NC DOT GRANTS FOR PUBLIC SAFETY	-	-	-	-	-
103300-341702	TENNESSEE VALLEY AUTHORITY GRANT	-	(50,000)	-	-	-
103300-342600	NC DEPT AG SPAY & NEUTER GRANT	-	-	-	-	-
103300-343103	NC GCC GRANT	-	-	-	-	-
103300-343107	US DOJ - BULLETPROOF VESTS	(3,000)	(3,000)	-	-	-
103300-343116	NC GCC GRANT	-	-	-	-	-
103300-343300	NC EMERGENCY MANAGEMENT GRANT	(35,000)	(35,000)	(38,524)	(38,524)	(38,524)
103300-343301	FEMA GRANT	(30,600)	-	-	-	-
103300-343302	NC OSB GRANT	(50,000)	(50,000)	-	-	-
103300-343303	NC DENR TRAIL GRANT	(50,000)	(200,000)	-	-	-
103300-343304	HMEP GRANT	(65,135)	-	-	-	-
103300-343309	HOMELAND SECURITY GRANT	(1,000)	(1,000)	-	-	-
103300-343307	NC GENERAL ASSEMBLY	-	-	-	-	-
103300-343314	HAZMAT GRANT (TIER II)	-	-	-	-	-
103300-343317	HOMELAND SECURITY GRANT PRIME MOVER	-	(60,000)	-	-	-
103300-345000	NC DOT ROAP GRANT	(157,894)	(157,297)	-	-	-
103300-349600	NC DEPT AG SOIL & WATER GRANT	(3,600)	(3,600)	-	-	-
103300-349601	NC DEPT AG CONSERVATION TECH	(22,000)	(25,000)	(25,000)	(25,000)	(25,000)
103300-349909	NC LOTTERY FUNDS/ADM	(534,324)	(353,793)	(300,000)	(300,000)	(300,000)
103300-358200	VETERANS SERVICE GRANT	(1,400)	(2,000)	-	-	-
103300-359110	PUBLIC SCHOOLS NAT FOREST SERVICE	(575)	(575)	(575)	(575)	(575)
103311-389915	SALES TAX AGREEMENTS WITH TOWNS	(1,800,000)	(1,800,000)	(1,800,000)	(1,800,000)	(1,800,000)
103311-312006	OCCUPANCY TAX COLLECTION FEE	(24,000)	(25,000)	(26,000)	(26,000)	(26,000)
103311-312009	DONATION FROM TDA	-	-	-	-	-
103311-320000	PAYMENT IN LIEU OF TAXES	(20,000)	(20,000)	(20,000)	(20,000)	(20,000)
103311-323500	HOLD HARMLESS-MEDICAID RELIEF	(1,400,000)	(1,400,000)	(1,800,000)	(1,800,000)	(1,800,000)
103311-332300	COURT FACILITIES FEES	(125,000)	(125,000)	(90,000)	(90,000)	(90,000)
103311-341401	TOWN OF BOONE TAX COLLECTION FEE	(115,000)	(115,000)	(115,000)	(115,000)	(115,000)
<b>TOTAL INTERGOVERNMENTAL REVENUES</b>		<b>(4,927,457)</b>	<b>(4,913,038)</b>	<b>(4,689,384)</b>	<b>(4,689,384)</b>	<b>(4,689,384)</b>

GL ACCOUNT #		BOARD	BOARD	DEPARTMENT	MANAGER	BOARD
		APPROVED	APPROVED	REQUESTED	RECOMMENDED	APPROVED
		FY 17-18	FY 18-19	FY 19-20		
<b>PERMITS &amp; FEES</b>						
103341-341000	FIRE INSPECTION FEES	(5,000)	(4,000)	(27,500)	(27,500)	(27,500)
103341-341801	REGISTER OF DEED FEES	(250,000)	(250,000)	(240,000)	(240,000)	(240,000)
103341-341802	REGISTER OF DEEDS-10% FEES	(30,000)	(30,000)	(28,000)	(28,000)	(28,000)
103341-343100	GUN PERMITS-SHERIFF	(4,000)	(4,000)	(4,000)	(4,000)	(4,000)
103341-343101	CONCEALED WEAPONS-SHERIFF	(46,000)	(45,000)	(45,000)	(45,000)	(45,000)
103341-343102	CONCEALED WEAPONS-FINGERPRINTS	(3,000)	(3,000)	(3,000)	(3,000)	(3,000)
103341-343103	SERVING CIVIL SUMMONS	(50,000)	(43,000)	(40,000)	(40,000)	(40,000)
103341-343105	DV GUN STORAGE FEES	-	-	(700)	(700)	(700)
103341-343200	DETENTION CENTER & OFFICER FEES	(22,000)	(31,000)	(32,000)	(32,000)	(32,000)
103341-343500	PLANNING & INSPECTION FEES	(235,000)	(240,000)	(290,000)	(290,000)	(290,000)
<b>TOTAL PERMITS &amp; FEES</b>		<b>(645,000)</b>	<b>(650,000)</b>	<b>(710,200)</b>	<b>(710,200)</b>	<b>(710,200)</b>
<b>RECREATION REVENUES</b>						
103612-361220	AQUATICS	(81,000)	(81,000)	(21,833)	(21,833)	(21,833)
103612-361250	ATHLETICS	(110,000)	(112,000)	(97,000)	(97,000)	(97,000)
103612-361260	SPECIAL POPULATION PROGRAMS	(50,000)	(59,000)	(110,017)	(110,017)	(110,017)
103612-361280	FUN IN THE SUN CAMP FEES	(52,000)	(51,000)	(18,900)	(18,900)	(18,900)
103612-385502	SENIOR GAMES	(7,000)	(10,000)	(7,500)	(7,500)	(7,500)
103612-386002	FACILITY RENTALS	(9,000)	(10,000)	(24,333)	(24,333)	(24,333)
103612-389001	DONATIONS	(1,000)	(1,000)	(1,000)	(1,000)	(1,000)
103612-370000	COMMUNITY REC. CENTER MEMBERSHIPS	-	-	(140,000)	(140,000)	(140,000)
<b>TOTAL RECREATION REVENUES</b>		<b>(310,000)</b>	<b>(324,000)</b>	<b>(420,583)</b>	<b>(420,583)</b>	<b>(420,583)</b>
<b>SALES &amp; SERVICES</b>						
103835-332003	IN-HOME SERVICES	(11,500)	(11,500)	(11,500)	(11,500)	(11,500)
103835-341300	TDA SERVICES FEES	(25,000)	(12,000)	(12,000)	(12,000)	(12,000)
103835-341350	BLOWING ROCK COMMUNICATIONS FEE	(175,135)	(178,110)	(180,603)	(180,603)	(180,603)
103835-341420	NC DMV FEES	(112,000)	(112,000)	(112,000)	(112,000)	(112,000)
103835-341421	TAG OFFICE NOTARY FEES	(30,000)	(30,000)	(30,000)	(30,000)	(30,000)
103835-341422	PASSPORT & PHOTO FEES	(11,000)	(11,000)	(11,000)	(11,000)	(11,000)
103835-341700	ELECTIONS REVENUES	(27,000)	-	(63,122)	(63,122)	(63,122)
103835-343201	REIMBURSEMENTS FOR INMATES	(15,000)	(14,000)	(21,000)	(21,000)	(21,000)
103835-382000	SALE OF CAPITAL ASSETS	(2,884,000)	(40,000)	-	-	-
103835-385506	CONTRACTED CLASS FEES	(750)	(750)	(750)	(750)	(750)
103835-386000	RENTS	(380,000)	(380,000)	(380,000)	(380,000)	(380,000)
<b>TOTAL SALES &amp; SERVICES</b>		<b>(3,671,385)</b>	<b>(789,360)</b>	<b>(821,975)</b>	<b>(821,975)</b>	<b>(821,975)</b>
<b>MISCELLANEOUS REVENUES</b>						
103831-349100	INTEREST ON INVESTMENTS	(85,000)	(170,000)	(250,000)	(250,000)	(250,000)
103839-332005	EXXON GRANT	(2,000)	(2,000)	(2,000)	(2,000)	(2,000)
103839-384000	DONATIONS	(4,140)	-	-	-	-
103839-384003	DONATIONS-POA	(20,000)	(20,000)	(20,000)	(20,000)	(20,000)
103839-389000	MISCELLANEOUS	(87,354)	(85,475)	(90,000)	(90,000)	(90,000)
103839-389002	MEDICAL DIRECTOR COST SHARE	(12,000)	(12,000)	(12,000)	(12,000)	(12,000)
103839-389003	INMATE SALES COMMISSIONS	(50,000)	(60,000)	(60,000)	(60,000)	(60,000)
103839-389004	SRO REIMBURSEMENT	-	-	(125,047)	(125,047)	(125,047)
103839-389911	911 IMPLEMENTATION/ADDRESSING FEE	(68,810)	(35,000)	(55,000)	(55,000)	(55,000)
103839-389966	INDIRECT COST REIMBURSEMENT	(107,370)	(116,235)	(147,809)	(147,809)	(147,809)
<b>TOTAL MISCELLANEOUS REVENUES</b>		<b>(436,674)</b>	<b>(500,710)</b>	<b>(761,856)</b>	<b>(761,856)</b>	<b>(761,856)</b>

GL ACCOUNT #	BOARD	BOARD	DEPARTMENT	MANAGER	BOARD
	APPROVED	APPROVED	REQUESTED	RECOMMENDED	APPROVED
	FY 17-18	FY 18-19	FY 19-20		
<b>TRANSFER FROM OTHER FUNDS/OTHER FINANCING SOURCES</b>					
103980-398121 TRANSFER FROM CAPITAL PROJECTS	(865,000)	(1,048,575)	(2,757,737)	(2,757,737)	(2,757,737)
<b>103910-391003</b>					
<b>TOTAL TRANSFER FROM OTHER FUNDS</b>	<b>(865,000)</b>	<b>(1,048,575)</b>	<b>(2,757,737)</b>	<b>(2,757,737)</b>	<b>(2,757,737)</b>
<b>FUND BALANCE APPROPRIATED</b>					
103991-399100 FUND BALANCE APPROPRIATION	(5,870,003)	(4,619,174)	(54,378,875)	-	-
103991-399102 CARRY FORWARD PROJECTS	(639,004)	(1,090,178)	-	-	-
103991-399103 FUND BAL APPROPRIATION FOR DEEDS	(65,640)	-	-	-	-
<b>TOTAL FUND BALANCE APPROPRIATED</b>	<b>(6,574,647)</b>	<b>(5,709,352)</b>	<b>(54,378,875)</b>	<b>-</b>	<b>-</b>
<b>TOTAL GENERAL FUND REVENUES</b>	<b>(61,717,638)</b>	<b>(58,715,035)</b>	<b>(109,805,845)</b>	<b>(59,899,896)</b>	<b>(59,899,896)</b>

GL ACCOUNT #		BOARD	BOARD	DEPARTMENT	MANAGER	BOARD
		APPROVED	APPROVED	REQUESTED	RECOMMENDED	APPROVED
		FY 17-18	FY 18-19	FY 19-20		
<b>EXPENDITURES</b>						
<b>GOVERNING BODY</b>						
104110-412100	SALARIES-REGULAR	37,702	37,702	37,702	37,702	37,702
104110-413000	TRAVEL ALLOWANCE	13,266	13,266	13,266	13,266	13,266
104110-418100	SOCIAL SECURITY EXPENSE	4,077	4,077	4,077	4,077	4,077
104110-418600	WORKER'S COMPENSATION	150	150	150	150	150
104110-426000	OFFICE SUPPLIES	1,000	1,000	1,000	1,000	1,000
104110-431100	TRAVEL-MILEAGE	500	500	500	500	500
104110-431200	TRAVEL-SUBSISTENCE	1,890	1,890	1,890	1,890	1,890
104110-437000	ADVERTISING	1,000	1,000	1,000	1,000	1,000
104110-439500	EMPLOYEE TRAINING	1,000	1,000	1,000	1,000	1,000
104110-449900	MISCELLANEOUS EXPENSE	1,500	1,500	1,500	1,500	1,500
<b>TOTAL GOVERNING BODY</b>		<b>62,085</b>	<b>62,085</b>	<b>62,085</b>	<b>62,085</b>	<b>62,085</b>
<b>ADMINISTRATION</b>						
104120-412100	SALARIES-REGULAR	281,215	308,590	311,515	311,515	311,515
104120-412801	CELL PHONE ALLOWANCE	960	960	960	960	960
104120-413000	VEHICLE ALLOWANCE	4,800	6,000	6,000	6,000	6,000
104120-418100	SOCIAL SECURITY EXPENSE	25,768	23,900	25,478	25,478	25,478
104120-418200	LOCAL GOV'T RETIREMENT EXPENSE	20,393	23,900	28,504	28,504	28,504
104120-418300	HEALTH INSURANCE EXPENSE	38,400	40,000	46,000	46,000	46,000
104120-418600	WORKER'S COMPENSATION	827	850	867	867	867
104120-418900	OTHER FRINGE-401K	13,242	15,780	15,924	15,924	15,924
104120-418901	OTHER FRINGE-457	1,440	1,440	1,440	1,440	1,440
104120-426000	OFFICE SUPPLIES	3,500	3,500	3,500	3,500	3,500
104120-431100	TRAVEL-MILEAGE	750	500	500	500	500
104120-431200	TRAVEL-SUBSISTENCE	1,500	1,500	1,500	1,500	1,500
104120-432500	POSTAGE	500	700	700	700	700
104120-439500	EMPLOYEE TRAINING	2,000	2,000	2,000	2,000	2,000
104120-445300	INSURANCE-FIDELITY BOND	450	175	175	175	175
104120-449100	DUES & SUBSCRIPTIONS	2,000	2,000	2,000	2,000	2,000
<b>TOTAL ADMINISTRATION</b>		<b>397,745</b>	<b>431,795</b>	<b>447,063</b>	<b>447,063</b>	<b>447,063</b>



GL ACCOUNT #		BOARD	BOARD	DEPARTMENT	MANAGER	BOARD
		APPROVED	APPROVED	REQUESTED	RECOMMENDED	APPROVED
		FY 17-18	FY 18-19	FY 19-20		
<b>FINANCE DEPT</b>						
104130-412100	SALARIES-REGULAR	266,023	276,670	236,125	236,125	236,125
104130-412801	CELL PHONE ALLOWANCE	480	480	960	960	960
104130-418100	SOCIAL SECURITY EXPENSE	22,946	22,135	18,890	18,890	18,890
104130-418200	LOCAL GOV'T RETIREMENT EXPENSE	19,475	22,135	21,133	21,133	21,133
104130-418300	HEALTH INSURANCE EXPENSE	48,000	50,000	46,000	46,000	46,000
104130-418600	WORKER'S COMPENSATION	835	900	918	918	918
104130-418900	OTHER FRINGE-401K	12,645	13,835	11,806	11,806	11,806
104130-418901	OTHER FRINGE-457	1,800	1,800	1,440	1,440	1,440
104130-426000	OFFICE SUPPLIES	3,200	3,200	3,000	3,000	3,000
104130-431100	TRAVEL-MILEAGE	450	700	366	366	366
104130-431200	TRAVEL-SUBSISTENCE	800	800	1,000	1,000	1,000
104130-432500	POSTAGE	2,200	2,500	2,500	2,500	2,500
104130-434100	PRINTING	250	250	250	250	250
104130-439500	EMPLOYEE TRAINING	2,000	1,500	2,200	2,200	2,200
104130-445300	INSURANCE-FIDELITY BOND	450	450	450	450	450
104130-449100	DUES & SUBSCRIPTIONS	700	700	700	700	700
104130-449900	MISCELLANEOUS EXPENSE	250	250	250	250	250
104130-469100	PROFESSIONAL SERVICES-AUDIT	40,000	50,000	53,750	53,750	53,750
<b>TOTAL FINANCE DEPT</b>		<b>422,504</b>	<b>448,305</b>	<b>401,738</b>	<b>401,738</b>	<b>401,738</b>
<b>TAX ADMINISTRATION</b>						
104140-412100	SALARIES-REGULAR	672,650	656,800	652,991	652,991	652,991
104140-412801	CELLPHONE ALLOWANCE	1,440	1,440	1,440	1,440	1,440
104140-418100	SOCIAL SECURITY EXPENSE	57,298	52,545	52,239	52,239	52,239
104140-418200	LOCAL GOV'T RETIREMENT EXPENSE	49,680	52,545	58,541	58,541	58,541
104140-418300	HEALTH INSURANCE EXPENSE	144,000	140,000	161,000	161,000	161,000
104140-418600	WORKER'S COMPENSATION	7,745	7,225	7,832	7,832	7,832
104140-418900	OTHER FRINGE-401K	32,260	32,840	32,650	32,650	32,650
104140-418901	OTHER FRINGE-457	5,400	5,040	5,040	5,040	5,040
104140-425100	MOTOR FUELS & LUBRICANTS	4,000	3,000	2,500	2,500	2,500
104140-425200	TIRES	500	1,020	250	250	250
104140-426000	OFFICE SUPPLIES	5,000	5,000	5,000	5,000	5,000
104140-431100	TRAVEL-MILEAGE	1,500	720	720	720	720
104140-431200	TRAVEL-SUBSISTENCE	2,620	3,000	2,100	2,100	2,100
104140-432500	POSTAGE	23,189	25,000	33,000	30,000	30,000
104140-434100	PRINTING	13,000	13,000	14,000	14,000	14,000
104140-434200	MOTOR VEHICLE BILLING EXPENSES	85,000	90,000	90,000	90,000	90,000
104140-435300	MAINTENANCE & REPAIR-VEHICLES	1,811	1,000	700	700	700
104140-437000	ADVERTISING	10,000	11,000	12,000	12,000	12,000
104140-439500	EMPLOYEE TRAINING	2,500	2,700	1,000	1,000	1,000
104140-445300	INSURANCE-FIDELITY BOND	175	175	175	175	175
104140-449100	DUES & SUBSCRIPTIONS	500	500	540	540	540
104140-454000	CAPITAL OUTLAY-VEHICLES	25,000	-	-	-	-
104140-467000	BOARD MEMBER FEES	1,500	1,000	1,000	1,000	1,000
104140-469101	PROFESSIONAL SERVICES - LEGAL	6,000	6,000	6,000	6,000	6,000
104140-469500	CONTRACTED SERVICES	3,880	9,500	10,000	10,000	10,000
104140-469507	CONTRACTED BUSINESS AUDITS	10,000	2,300	10,000	6,000	6,000
<b>TOTAL TAX ADMINISTRATION</b>		<b>1,166,648</b>	<b>1,123,350</b>	<b>1,160,718</b>	<b>1,153,718</b>	<b>1,153,718</b>

GL ACCOUNT #		BOARD	BOARD	DEPARTMENT	MANAGER	BOARD
		APPROVED	APPROVED	REQUESTED	RECOMMENDED	APPROVED
		FY 17-18	FY 18-19	FY 19-20		
<b>TAX REVALUATION</b>						
104141-429000	OTHER SUPPLIES	2,250	500	500	500	500
104141-469500	CONTRACTED SERVICES	42,750	49,500	49,500	49,500	49,500
<b>TOTAL TAX REVALUATION</b>		<b>45,000</b>	<b>50,000</b>	<b>50,000</b>	<b>50,000</b>	<b>50,000</b>
<b>LICENSE PLATE AGENCY</b>						
104142-412100	SALARIES-REGULAR	114,341	119,020	156,431	156,431	156,431
104142-412600	SALARIES-PART-TIME	24,700	22,500	-	-	-
104142-418100	SOCIAL SECURITY EXPENSE	11,497	11,325	12,515	12,515	12,515
104142-418200	RETIREMENT CONTRIBUTIONS	8,580	9,525	14,001	14,001	14,001
104142-418300	HOSPITAL INSURANCE EXPENSE	28,800	30,000	46,000	46,000	46,000
104142-418600	WORKER'S COMPENSATION	475	475	547	547	547
104142-418900	OTHER FRINGE-DEFERRED COMP.	5,570	5,950	7,822	7,822	7,822
104142-418901	OTHER FRINGE-457	1,080	1,080	1,440	1,440	1,440
104142-426000	OFFICE SUPPLIES	1,000	1,200	1,000	1,000	1,000
104142-431100	TRAVEL-MILEAGE	800	100	100	100	100
104142-431200	TRAVEL-SUBSISTENCE	200	-	-	-	-
104142-432500	POSTAGE	1,500	1,500	1,500	1,500	1,500
104142-437000	ADVERTISING	300	-	115	115	115
104140-439500	EMPLOYEE TRAINING	-	-	-	-	-
104142-469500	CONTRACTED SERVICES-SHREDDING	720	720	790	790	790
<b>TOTAL LICENSE PLATE AGENCY</b>		<b>199,563</b>	<b>203,395</b>	<b>242,261</b>	<b>242,261</b>	<b>242,261</b>
<b>LEGAL SERVICES</b>						
104150-431200	TRAVEL-SUBSISTENCE	1,000	1,000	1,000	1,000	1,000
104150-469101	PROFESSIONAL SERVICES - LEGAL	75,500	84,000	84,000	80,000	80,000
<b>TOTAL LEGAL SERVICES</b>		<b>76,500</b>	<b>85,000</b>	<b>85,000</b>	<b>81,000</b>	<b>81,000</b>
<b>COURT FACILITIES</b>						
104160-439903	JURY COMMISSION EXPENSE	900	-	900	900	900
104160-449900	MISCELLANEOUS EXPENSE	2,000	2,000	10,000	2,000	2,000
<b>TOTAL COURT FACILITIES</b>		<b>2,900</b>	<b>2,000</b>	<b>10,900</b>	<b>2,900</b>	<b>2,900</b>

GL ACCOUNT #		BOARD	BOARD	DEPARTMENT	MANAGER	BOARD
		APPROVED	APPROVED	REQUESTED	RECOMMENDED	APPROVED
		FY 17-18	FY 18-19	FY 19-20		
<b>BOARD OF ELECTIONS</b>						
104170-412100	SALARIES-REGULAR	119,574	124,250	186,358	125,942	125,942
104170-412600	SALARIES-PART-TIME	5,000	5,000	27,360	19,500	19,500
104170-412601	SALARIES-ONE STOP	52,870	40,000	120,845	97,640	97,640
104170-418100	SOCIAL SECURITY EXPENSE	14,459	13,540	26,765	19,447	19,447
104170-418200	LOCAL GOV'T RETIREMENT EXPENSE	9,050	9,940	16,679	11,272	11,272
104170-418300	HEALTH INSURANCE EXPENSE	28,800	30,000	57,500	34,500	34,500
104170-418600	WORKER'S COMPENSATION	880	650	1,673	1,215	1,215
104170-418900	OTHER FRINGE-401K	5,875	6,215	9,318	6,297	6,297
104170-418901	OTHER FRINGE-457	1,080	1,080	1,800	1,080	1,080
104170-426000	OFFICE SUPPLIES	5,000	6,000	9,500	8,500	8,500
104170-431100	TRAVEL-MILEAGE	1,000	1,865	2,215	2,000	2,000
104170-431200	TRAVEL-SUBSISTENCE	4,500	6,780	7,232	7,000	7,000
104170-432100	TELEPHONE SERVICE	95	95	55	55	55
104170-432500	POSTAGE	9,000	9,000	12,000	10,000	10,000
104170-434100	PRINTING	27,805	14,280	26,280	26,280	26,280
104170-435200	MAINTENANCE & REPAIR-EQUIPMENT	35,115	33,320	43,116	40,000	40,000
104170-437000	ADVERTISING	6,500	2,400	14,700	13,000	13,000
104170-439500	EMPLOYEE TRAINING	2,250	3,845	4,531	4,000	4,000
104170-441200	RENT-BUILDING	1,040	680	1,048	1,048	1,048
104170-449100	DUES & SUBSCRIPTIONS	120	150	240	240	240
104170-449900	MISCELLANEOUS EXPENSE	400	300	10,400	400	400
104170-467000	BOARD MEMBER FEES	9,600	12,300	15,000	15,000	15,000
104170-467001	ELECTION OFFICIALS	24,935	31,530	50,192	32,000	32,000
<b>TOTAL BOARD OF ELECTIONS</b>		<b>364,948</b>	<b>353,220</b>	<b>644,807</b>	<b>476,416</b>	<b>476,416</b>

<b>REGISTER OF DEEDS</b>						
104180-412100	SALARIES-REGULAR	311,871	324,830	330,664	330,664	330,664
104180-418100	SOCIAL SECURITY EXPENSE	27,306	25,990	26,453	26,453	26,453
104180-418200	LOCAL GOV'T RETIREMENT EXPENSE	22,585	25,990	29,594	29,594	29,594
104180-418300	HEALTH INSURANCE EXPENSE	67,200	70,000	80,500	80,500	80,500
104180-418600	WORKER'S COMPENSATION	1,115	1,075	1,257	1,257	1,257
104180-418900	OTHER FRINGE-401K	14,665	13,225	16,533	16,533	16,533
104180-418901	OTHER FRINGE-457	2,520	2,520	2,520	2,520	2,520
104180-426000	OFFICE SUPPLIES	12,000	10,000	11,500	10,000	10,000
104180-431100	TRAVEL-MILEAGE	1,000	1,200	1,300	1,200	1,200
104180-431200	TRAVEL-SUBSISTENCE	1,300	1,300	2,000	1,500	1,500
104180-432500	POSTAGE	3,000	3,000	3,400	3,000	3,000
104180-434100	PRINTING	1,200	1,200	2,100	1,500	1,500
104180-435200	MAINTENANCE & REPAIR-EQUIPMENT	250	250	250	250	250
104180-439500	EMPLOYEE TRAINING	800	800	1,180	900	900
104180-444000	SERVICE & MAINTENANCE CONTRACT	38,590	38,590	40,589	38,590	38,590
104180-445300	INSURANCE-FIDELITY BOND	175	175	175	175	175
104180-449100	DUES & SUBSCRIPTIONS	660	910	910	910	910
104180-449900	MISCELLANEOUS EXPENSE	248	250	250	250	250
104180-451000	CAPITAL OUTLAY - FURNITURE & EQUIPMENT	14,415	1,200	11,935	3,238	3,238
104180-469500	CONTRACTED SERVICES	17,700	13,260	2,900	2,900	2,900
<b>TOTAL REGISTER OF DEEDS</b>		<b>538,600</b>	<b>535,765</b>	<b>566,010</b>	<b>551,934</b>	<b>551,934</b>

GL ACCOUNT #		BOARD	BOARD	DEPARTMENT	MANAGER	BOARD
		APPROVED	APPROVED	REQUESTED	RECOMMENDED	APPROVED
		FY 17-18	FY 18-19	FY 19-20		
<b>GENERAL ADMINISTRATION</b>						
104199-412101	PAY PLAN ADJUSTMENT ESTIMATE	90,533	-	-	-	-
104199-418300	RETIREE HEALTH INSURANCE EXPENSE	209,000	220,000	222,000	222,000	222,000
104199-418500	UNEMPLOYMENT CONTRIBUTIONS	13,000	13,000	13,000	13,000	13,000
104199-426000	OFFICE SUPPLIES	3,000	3,000	3,000	3,000	3,000
104199-429004	CREDIT CARD ACCEPTANCE FEES	6,000	6,000	6,000	6,000	6,000
104199-432500	POSTAGE	100	-	-	-	-
104199-435200	MAINTENANCE & REPAIR-EQUIPMENT	22,000	22,000	22,000	22,000	22,000
104199-445100	GENERAL LIABILITY & PROPERTY INS	186,000	195,000	215,000	215,000	215,000
104199-449100	DUES & SUBSCRIPTIONS	46,500	50,000	50,000	50,000	50,000
104199-449900	MISCELLANEOUS EXPENSE	33,734	587,640	36,000	36,000	36,000
104199-449901	WELLNESS PROGRAM	7,000	7,000	8,000	8,000	8,000
104199-449903	EMPLOYMENT VERIFICATION EXPENSES	6,000	6,000	6,000	6,000	6,000
104199-457000	CAPITAL OUTLAY - LAND	2,845,740	752,041	-	-	-
104199-469103	PROFESSIONAL SERVICES-ARCHITECT	50,000	50,000	50,000	50,000	50,000
104199-469199	PROFESSIONAL SERVICES-OTHER	135,983	90,083	60,000	60,000	60,000
104199-469301	NEW RIVER SERVICE AUTHORITY	-	5,655	4,000	4,000	4,000
104199-469506	PARKING MANAGEMENT SERVICES	14,000	17,000	17,000	17,000	17,000
104199-499100	CONTINGENCY	298,235	345,000	425,000	425,000	425,000
<b>TOTAL GENERAL ADMINISTRATION</b>		<b>3,966,825</b>	<b>2,369,419</b>	<b>1,137,000</b>	<b>1,137,000</b>	<b>1,137,000</b>
<b>INFORMATION TECHNOLOGY</b>						
104210-412100	SALARIES-REGULAR	328,745	342,785	349,369	349,369	349,369
104210-412801	CELL PHONE ALLOWANCE	960	960	960	960	960
104210-418100	SOCIAL SECURITY EXPENSE	28,383	27,425	27,950	27,950	27,950
104210-418200	LOCAL GOV'T RETIREMENT EXPENSE	24,055	27,425	31,269	31,269	31,269
104210-418300	HEALTH INSURANCE EXPENSE	48,000	50,000	57,500	57,500	57,500
104210-418600	WORKER'S COMPENSATION	1,250	1,030	1,223	1,223	1,223
104210-418900	OTHER FRINGE-401K	15,620	17,140	17,468	17,468	17,468
104210-418901	OTHER FRINGE-457	1,800	1,800	1,800	1,800	1,800
104210-429000	OTHER SUPPLIES	44,590	20,750	43,575	34,275	34,275
104210-432100	TELEPHONE SERVICE	210	210	171	171	171
104210-432500	POSTAGE	50	-	100	100	100
104210-435200	MAINTENANCE & REPAIR-EQUIPMENT	3,500	3,000	3,000	3,000	3,000
104210-435201	CONTINUING COSTS-WSO EQUIPMENT	11,560	11,865	17,280	13,440	13,440
104210-437000	ADVERTISING	-	-	-	-	-
104210-439501	EMPLOYEE TRAINING	3,645	4,460	10,120	7,320	7,320
104210-442201	PC SOFTWARE/LICENSES	4,610	22,100	46,126	41,126	41,126
104210-444000	SERVICE & MAINTENANCE CONTRACT	234,520	240,565	253,769	252,869	252,869
104210-452000	CAPITAL OUTLAY-EQUIPMENT	68,350	115,800	58,150	58,150	58,150
104210-469505	CONT SERVICES-INTERNET/FIBER	60,420	66,055	71,976	71,976	71,976
<b>TOTAL INFORMATION TECHNOLOGIES</b>		<b>880,268</b>	<b>953,370</b>	<b>991,806</b>	<b>969,966</b>	<b>969,966</b>

GL ACCOUNT #		BOARD	BOARD	DEPARTMENT	MANAGER	BOARD
		APPROVED	APPROVED	REQUESTED	RECOMMENDED	APPROVED
		FY 17-18	FY 18-19	FY 19-20		
<b>MAINTENANCE</b>						
104260-412100	SALARIES-REGULAR	724,378	774,015	804,902	794,357	794,357
104260-412101	SALARIES-ON-CALL	5,570	5,570	5,570	5,570	5,570
104260-412600	SALARIES-PART-TIME	28,300	9,385	9,674	9,674	9,674
104260-412801	CELLPHONE ALLOWANCE	480	480	480	480	480
104260-413000	TRAVEL ALLOWANCE	3,000	3,000	3,000	3,000	3,000
104260-418100	SOCIAL SECURITY EXPENSE	62,621	63,360	65,852	65,008	65,008
104260-418200	LOCAL GOV'T RETIREMENT EXPENSE	55,395	62,610	72,806	71,862	71,862
104260-418300	HEALTH INSURANCE EXPENSE	182,400	200,000	249,167	237,667	237,667
104260-418600	WORKER'S COMPENSATION	37,385	36,435	34,572	34,129	34,129
104260-418900	OTHER FRINGE-401K	35,970	39,130	40,674	40,146	40,146
104260-418901	OTHER FRINGE-457	6,840	7,200	7,440	7,440	7,440
104260-421200	UNIFORMS	5,000	5,000	11,295	5,945	5,945
104260-425100	MOTOR FUELS & LUBRICANTS	12,000	10,000	12,000	11,000	11,000
104260-425200	TIRES	1,440	1,530	5,120	5,120	5,120
104260-426000	OFFICE SUPPLIES	1,250	1,250	1,250	1,000	1,000
104260-429000	OTHER SUPPLIES	1,500	1,410	1,500	1,500	1,500
104260-431100	TRAVEL-MILEAGE	100	100	200	200	200
104260-431200	TRAVEL-SUBSISTENCE	100	100	200	100	100
104260-432100	TELEPHONE SERVICE	1,500	1,500	1,000	1,000	1,000
104260-432500	POSTAGE	100	100	100	100	100
104260-435200	MAINTENANCE & REPAIR-EQUIPMENT	3,600	5,000	7,149	4,000	4,000
104260-435300	MAINTENANCE & REPAIR-VEHICLES	4,000	4,000	6,300	4,000	4,000
104260-437000	ADVERTISING	1,000	2,590	7,000	4,250	4,250
104260-439500	EMPLOYEE TRAINING	110	170	200	200	200
104260-443900	RENT-EQUIPMENT	550	1,000	4,500	1,000	1,000
104260-449900	MISCELLANEOUS PROJECTS	50,076	10,736	75,000	75,000	75,000
104260-454000	CAPITAL OUTLAY-VEHICLES	-	50,550	-	-	-
104260-455000	CAPITAL OUTLAY-EQUIPMENT	38,850	11,000	26,798	-	-
104260-456000	CAPITAL OUTLAY <\$2,000	-	-	1,999	1,999	1,999
<b>TOTAL MAINTENANCE</b>		<b>1,263,515</b>	<b>1,307,221</b>	<b>1,455,748</b>	<b>1,385,747</b>	<b>1,385,747</b>

GL ACCOUNT #	BOARD	BOARD	DEPARTMENT	MANAGER	BOARD
	APPROVED	APPROVED	REQUESTED	RECOMMENDED	APPROVED
	FY 17-18	FY 18-19	FY 19-20		
<b>PUBLIC BUILDINGS SUMMARY</b>					
PUBLIC BUILDING-COURTHOUSE	169,870	210,675	844,452	806,564	806,564
PUBLIC BUILDING-EAST ANNEX/ROCK BUILDING	184,670	234,086	376,085	237,085	237,085
PUBLIC BUILDING-ADMINISTRATION BUILDING	54,796	48,536	271,277	269,377	269,377
PUBLIC BUILDING-EMERGENCY MEDICAL SERVICES	1,755	1,290	2,110	1,590	1,590
PUBLIC BUILDING-HANNAH	10,565	11,840	15,440	15,440	15,440
PUBLIC BUILDING-HEALTH DEPARTMENT	248,174	81,024	90,964	71,802	71,802
PUBLIC BUILDING-WINKLER'S CREEK FACILITY	192,487	24,090	18,566	17,390	17,390
PUBLIC BUILDING-LIBRARY	44,472	51,515	55,150	40,402	40,402
PUBLIC BUILDING-RECORD STORAGE	10,385	10,215	11,018	11,018	11,018
PUBLIC BUILDING-WESTERN WATAUGA COMM CTR	27,790	21,620	36,918	24,068	24,068
PUBLIC BUILDING-PARKING LOTS	1,800	1,800	2,981,373	103,800	103,800
PUBLIC BUILDING-WEST ANNEX/AG BUILDING	304,615	38,060	571,692	431,836	431,836
PUBLIC BUILDING-HUMAN SERVICES CENTER	97,995	90,406	119,093	91,090	91,090
PUBLIC BUILDING-APPALACHIAN ENTERPRISE CTR	18,735	18,100	54,650	19,150	19,150
PUBLIC BUILDING-LAW ENFORCEMENT CENTER	248,129	208,913	289,451	200,051	200,051
PUBLIC BUILDING-RECREATION ADMINISTRATION	3,460	2,960	-	-	-
PUBLIC BUILDING-AQUATICS CENTER	148,785	147,775	-	-	-
PUBLIC BUILDING-OPTIMIST FACILITY	85,000	51,657	35,952	35,952	35,952
PUBLIC BUILDING-RECREATION FIELDS/PARKS	142,340	560,850	1,328,337	1,065,337	1,065,337
PUBLIC BUILDING-COVE CREEK SCHOOL/GYM	17,970	17,450	18,226	17,826	17,826
PUBLIC BUILDING-BROOKSHIRE PARK	39,725	39,350	21,657	19,757	19,757
PUBLIC BUILDING-ANNE MARIE DRIVE FIELDS	33,180	75,230	183,795	182,695	182,695
PUBLIC BUILDING-BROOKSHIRE SOCCER COMPLEX	19,039	17,200	20,586	11,886	11,886
PUBLIC BUILDING-ROCKY KNOB PARK	24,000	16,250	92,179	20,014	20,014
PUBLIC BUILDING-RECREATION CENTER	-	-	276,032	276,032	276,032
PUBLIC BUILDING-STERLING CREEK PARK	-	-	18,580	4,400	4,400
PUBLIC BUILDING-GUY FORD RIVER ACCESS	-	-	6,685	4,400	4,400
<b>SUMMARY OF PUBLIC BUILDINGS</b>	<b>2,129,737</b>	<b>1,980,892</b>	<b>7,740,268</b>	<b>3,978,962</b>	<b>3,978,962</b>



GL ACCOUNT #		BOARD	BOARD	DEPARTMENT	MANAGER	BOARD
		APPROVED	APPROVED	REQUESTED	RECOMMENDED	APPROVED
		FY 17-18	FY 18-19	FY 19-20		
<b>PUBLIC BUILDING-COURTHOUSE</b>						
104261-421100	JANITORIAL SUPPLIES	4,285	4,635	4,785	4,785	4,785
104261-432100	TELEPHONE SERVICE	19,000	20,000	23,000	23,000	23,000
104261-433100	UTILITIES-ELECTRICITY	53,000	50,000	50,500	50,500	50,500
104261-433200	UTILITIES-FUEL OIL	-	-	-	-	-
104261-433300	UTILITIES-NATURAL GAS	12,000	10,000	11,000	11,000	11,000
104261-433400	UTILITIES-WATER	4,500	4,000	4,500	4,500	4,500
104261-435100	MAINTENANCE & REPAIR-BUILDING	55,000	61,250	680,909	675,909	675,909
104261-435101	MAINTENANCE & REPAIR-GROUNDS	2,800	6,100	7,100	4,100	4,100
104261-435200	MAINTENANCE & REPAIR-EQUIPMENT	5,360	45,380	30,470	22,970	22,970
104261-444000	SERVICE & MAINTENANCE CONTRACT	5,825	6,310	5,800	5,800	5,800
104261-451000	CAPITAL OUTLAY - FURNITURE & EQUIP	-	-	20,000	-	-
104261-458000	CAPITAL OUTLAY - BUILDING	3,000	-	-	-	-
104261-469500	CONTRACTED SERVICES	5,100	3,000	6,388	4,000	4,000
<b>TOTAL PUBLIC BUILDING-COURTHOUSE</b>		<b>169,870</b>	<b>210,675</b>	<b>844,452</b>	<b>806,564</b>	<b>806,564</b>
<b>PUBLIC BUILDING-EAST ANNEX/ROCK BUILDING</b>						
104262-421100	JANITORIAL SUPPLIES	2,440	1,830	2,450	2,450	2,450
104262-432100	TELEPHONE SERVICE	550	550	500	500	500
104262-433100	UTILITIES-ELECTRICITY	18,000	15,000	15,000	15,000	15,000
104262-433400	UTILITIES-WATER	1,700	1,700	1,800	1,800	1,800
104262-435100	MAINTENANCE & REPAIR-BUILDING	143,100	196,051	330,500	205,000	205,000
104262-435101	MAINTENANCE & REPAIR-GROUNDS	650	12,650	19,300	6,800	6,800
104262-435200	MAINTENANCE & REPAIR-EQUIPMENT	13,850	1,850	1,770	1,270	1,270
104262-444000	SERVICE & MAINTENANCE CONTRACT	2,880	2,955	2,765	2,765	2,765
104262-458000	CAPITAL OUTLAY - BUILDING	-	-	-	-	-
104262-469500	CONTRACTED SERVICES	1,500	1,500	2,000	1,500	1,500
<b>TOTAL PUBLIC BUILDING-EAST ANNEX/ROCK BUILDING</b>		<b>184,670</b>	<b>234,086</b>	<b>376,085</b>	<b>237,085</b>	<b>237,085</b>
<b>PUBLIC BUILDING-ADMINISTRATION BUILDING</b>						
104263-421100	JANITORIAL SUPPLIES	1,200	1,200	1,250	1,250	1,250
104263-433100	ELECTRICITY	10,500	11,500	12,000	12,000	12,000
104263-433300	NATURAL GAS	900	900	900	900	900
104263-433400	WATER	1,150	1,150	1,150	1,150	1,150
104263-435100	MAINTENANCE & REPAIR - BUILDING	15,425	5,300	241,468	241,468	241,468
104263-435101	MAINTENANCE & REPAIR - GROUNDS	650	650	1,350	650	650
104263-435200	MAINTENANCE & REPAIR - EQUIPMENT	20,396	22,696	7,644	7,144	7,144
104263-444000	SERVICE & MAINTENANCE CONTRACTS	2,850	3,240	2,915	2,915	2,915
104263-469500	CONTRACTED SERVICES	1,725	1,900	2,600	1,900	1,900
<b>TOTAL PUBLIC BUILDING-ADMINISTRATION BUILDING</b>		<b>54,796</b>	<b>48,536</b>	<b>271,277</b>	<b>269,377</b>	<b>269,377</b>
<b>PUBLIC BUILDING-EMERGENCY MEDICAL SERVICES</b>						
104264-435100	MAINTENANCE & REPAIR-BUILDING	500	500	500	500	500
104264-435101	MAINTENANCE & REPAIR-GROUNDS	-	-	100	100	100
104264-435200	MAINTENANCE & REPAIR-EQUIPMENT	965	500	1,220	700	700
104264-444000	SERVICE & MAINTENANCE CONTRACT	290	290	290	290	290
104264-458000	CAPITAL OUTLAY - BUILDING	-	-	-	-	-
<b>TOTAL PUBLIC BUILDING-EMERGENCY MEDICAL SERVICES</b>		<b>1,755</b>	<b>1,290</b>	<b>2,110</b>	<b>1,590</b>	<b>1,590</b>

GL ACCOUNT #		BOARD	BOARD	DEPARTMENT	MANAGER	BOARD
		APPROVED	APPROVED	REQUESTED	RECOMMENDED	APPROVED
		FY 17-18	FY 18-19	FY 19-20		
<b>PUBLIC BUILDING-HANNAH</b>						
104265-432100	TELEPHONE SERVICE	210	200	200	200	200
104265-435101	MAINTENANCE & REPAIR-GROUNDS	-	-	-	-	-
104265-435200	MAINTENANCE & REPAIR-EQUIPMENT	500	400	1,000	1,000	1,000
104265-444000	SERVICE & MAINTENANCE CONTRACT	240	240	240	240	240
104265-445102	INSURANCE-FLOOD	9,615	11,000	14,000	14,000	14,000
<b>TOTAL PUBLIC BUILDING-HANNAH</b>		<b>10,565</b>	<b>11,840</b>	<b>15,440</b>	<b>15,440</b>	<b>15,440</b>
<b>PUBLIC BUILDING-HEALTH DEPARTMENT</b>						
104267-421100	JANITORIAL SUPPLIES	4,755	4,200	4,350	4,200	4,200
104267-432100	TELEPHONE	415	415	6,000	6,000	6,000
104267-433100	UTILITIES-ELECTRICITY	36,340	29,000	33,000	31,000	31,000
104267-433300	UTILITIES-PROPANE	9,250	10,000	13,000	11,500	11,500
104267-433400	UTILITIES-WATER	2,150	2,900	2,900	2,900	2,900
104267-435100	MAINTENANCE & REPAIR-BUILDING	2,400	8,770	2,000	1,500	1,500
104267-435101	MAINTENANCE & REPAIR-GROUNDS	700	2,264	14,736	2,500	2,500
104267-435200	MAINTENANCE & REPAIR-EQUIPMENT	11,530	4,500	6,630	4,500	4,500
104267-444000	SERVICE & MAINTENANCE CONTRACT	4,560	2,875	3,202	3,202	3,202
104267-458000	CAPITAL OUTLAY - BUILDING IMPROVEMENTS	172,074	12,100	-	-	-
104267-469500	CONTRACTED SERVICES	4,000	4,000	5,146	4,500	4,500
<b>TOTAL PUBLIC BUILDING-HEALTH DEPARTMENT</b>		<b>248,174</b>	<b>81,024</b>	<b>90,964</b>	<b>71,802</b>	<b>71,802</b>
<b>PUBLIC BUILDING-WINKLER'S CREEK FACILITY</b>						
104268-421100	JANITORIAL SUPPLIES	2,775	1,800	1,525	1,500	1,500
104268-432100	TELEPHONE	1,701	2,000	2,500	2,500	2,500
104268-433100	UTILITIES-ELECTRICITY	9,600	4,000	4,300	4,100	4,100
104268-433300	UTILITIES-PROPANE GAS	4,500	2,000	2,000	2,000	2,000
104268-433400	UTILITIES-WATER	1,500	1,500	1,200	1,200	1,200
104268-435100	MAINTENANCE & REPAIR-BUILDING	2,500	1,500	1,000	850	850
104268-435102	MAINTENANCE & REPAIR-GROUNDS	-	-	300	100	100
104268-435200	MAINTENANCE & REPAIR-EQUIPMENT	2,735	2,000	2,601	2,000	2,000
104268-444000	SERVICE & MAINTENANCE CONTRACT	455	240	240	240	240
104268-445102	INSURANCE-FLOOD	1,799	2,100	2,100	2,100	2,100
104268-458000	CAPITAL OUTLAY - BUILDING IMPROVEMENTS	164,922	6,950	-	-	-
104268-456000	CAPITAL OUTLAY <\$2,000	-	-	800	800	800
<b>TOTAL PUBLIC BUILDING-WINKLER'S CREEK FACILITY</b>		<b>192,487</b>	<b>24,090</b>	<b>18,566</b>	<b>17,390</b>	<b>17,390</b>
<b>PUBLIC BUILDING-LIBRARY</b>						
104269-421100	JANITORIAL SUPPLIES	2,200	2,000	2,300	2,300	2,300
104269-433100	UTILITIES-ELECTRICITY	19,700	17,000	17,000	17,000	17,000
104269-433300	UTILITIES-PROPANE GAS	3,500	3,500	4,000	4,000	4,000
104269-433400	UTILITIES-WATER	1,400	1,500	1,500	1,500	1,500
104269-433900	UTILITIES-DUMPSTER PICK-UP	1,150	1,200	1,600	1,600	1,600
104269-435100	MAINTENANCE & REPAIR-BUILDING	1,800	5,460	1,800	1,500	1,500
104269-435101	MAINTENANCE & REPAIR-GROUNDS	2,200	10,775	14,221	2,750	2,750
104269-435200	MAINTENANCE & REPAIR-EQUIPMENT	4,537	2,000	2,085	1,500	1,500
104269-444000	SERVICE & MAINTENANCE CONTRACT	3,985	4,080	4,252	4,252	4,252
104269-469500	CONTRACTED SERVICES	4,000	4,000	6,392	4,000	4,000
<b>TOTAL PUBLIC BUILDING-LIBRARY</b>		<b>44,472</b>	<b>51,515</b>	<b>55,150</b>	<b>40,402</b>	<b>40,402</b>



GL ACCOUNT #		BOARD	BOARD	DEPARTMENT	MANAGER	BOARD
		APPROVED	APPROVED	REQUESTED	RECOMMENDED	APPROVED
		FY 17-18	FY 18-19	FY 19-20		
<b>PUBLIC BUILDING-RECORD STORAGE</b>						
104271-432100	TELEPHONE	3,500	3,500	4,000	4,000	4,000
104271-433100	UTILITIES-ELECTRICITY	5,170	5,000	5,000	5,000	5,000
104271-435100	MAINTENANCE & REPAIR-BUILDING	250	250	250	250	250
104271-435101	MAINTENANCE & REPAIR-GROUNDS	200	200	200	200	200
104271-435200	MAINTENANCE & REPAIR-EQUIPMENT	525	525	525	525	525
104271-444000	SERVICE & MAINTENANCE CONTRACT	240	240	240	240	240
104271-458000	CAPITAL OUTLAY - BUILDING IMPROVEMENTS	-	-	-	-	-
104271-469500	CONTRACTED SERVICES	500	500	803	803	803
<b>TOTAL PUBLIC BUILDING-RECORD STORAGE</b>		<b>10,385</b>	<b>10,215</b>	<b>11,018</b>	<b>11,018</b>	<b>11,018</b>
<b>PUBLIC BUILDING-WESTERN WATAUGA COMMUNITY CENTER</b>						
104272-421100	JANITORIAL SUPPLIES	1,600	1,600	1,425	1,425	1,425
104272-433100	UTILITIES-ELECTRICITY	7,500	8,500	9,500	9,500	9,500
104272-433200	UTILITIES-FUEL OIL	4,500	2,000	2,500	2,500	2,500
104272-435100	MAINTENANCE & REPAIR-BUILDING	5,500	1,500	800	800	800
104272-435101	MAINTENANCE & REPAIR-GROUNDS	2,300	2,080	6,650	2,300	2,300
104272-435200	MAINTENANCE & REPAIR-EQUIPMENT	1,650	1,200	10,280	1,780	1,780
104272-444000	SERVICE & MAINTENANCE CONTRACT	240	240	240	240	240
104272-469500	CONTRACTED SERVICES	4,500	4,500	5,523	5,523	5,523
<b>TOTAL PUBLIC BUILDING-WESTERN WATAUGA COMM. CTR.</b>		<b>27,790</b>	<b>21,620</b>	<b>36,918</b>	<b>24,068</b>	<b>24,068</b>
<b>PUBLIC BUILDING-PARKING LOTS</b>						
104273-421100	JANITORIAL SUPPLIES	300	300	300	300	300
104273-435101	MAINTENANCE & REPAIR-GROUNDS	1,500	1,500	8,500	3,500	3,500
104273-45800	CAPITAL OUTLAY BLDG IMPROVEMENTS	-	-	2,972,573	100,000	100,000
<b>TOTAL PUBLIC BUILDING-PARKING LOTS</b>		<b>1,800</b>	<b>1,800</b>	<b>2,981,373</b>	<b>103,800</b>	<b>103,800</b>
<b>PUBLIC BUILDING-WEST ANNEX/AG BUILDING</b>						
104274-421100	JANITORIAL SUPPLIES	2,100	2,900	2,100	2,100	2,100
104274-433100	UTILITIES-ELECTRICITY	15,000	15,000	14,000	14,000	14,000
104274-433300	UTILITIES-PROPANE GAS	1,700	1,500	1,500	1,500	1,500
104274-433400	UTILITIES-WATER	1,400	1,400	1,600	1,600	1,600
104274-435100	MAINTENANCE & REPAIR-BUILDING	193,700	6,520	46,861	6,000	6,000
104274-435101	MAINTENANCE & REPAIR-GROUNDS	21,500	7,000	417,600	402,600	402,600
104274-435200	MAINTENANCE & REPAIR-EQUIPMENT	66,475	1,500	1,595	1,100	1,100
104274-444000	SERVICE & MAINTENANCE CONTRACT	240	240	240	240	240
104274-458000	CAPITAL OUTLAY - IMPROVEMENTS	-	-	83,000	-	-
104274-469500	CONTRACTED SERVICES	2,500	2,000	3,196	2,696	2,696
<b>TOTAL PUBLIC BUILDING-WEST ANNEX/AG BUILDING</b>		<b>304,615</b>	<b>38,060</b>	<b>571,692</b>	<b>431,836</b>	<b>431,836</b>

GL ACCOUNT #		BOARD	BOARD	DEPARTMENT	MANAGER	BOARD
		APPROVED	APPROVED	REQUESTED	RECOMMENDED	APPROVED
		FY 17-18	FY 18-19	FY 19-20		
<b>PUBLIC BUILDING-HUMAN SERVICES CENTER</b>						
104275-421100	JANITORIAL SUPPLIES	9,900	9,315	6,150	6,150	6,150
104275-433100	UTILITIES-ELECTRICITY	44,500	45,000	53,000	53,000	53,000
104275-433400	UTILITIES-WATER	7,600	6,000	7,500	7,500	7,500
104275-435100	MAINTENANCE & REPAIR-BUILDING	3,000	10,655	3,000	3,000	3,000
104275-435101	MAINTENANCE & REPAIR-GROUNDS	13,195	3,236	30,792	5,000	5,000
104275-435200	MAINTENANCE & REPAIR-EQUIPMENT	5,000	3,000	3,595	3,000	3,000
104275-444000	SERVICE & MAINTENANCE CONTRACT	7,000	7,200	7,440	7,440	7,440
104275-458000	CAPITAL OUTLAY - BUILDING IMPROVEMENTS	1,800	-	-	-	-
104275-469500	CONTRACTED SERVICES	6,000	6,000	7,616	6,000	6,000
<b>TOTAL PUBLIC BUILDING-HUMAN SERVICES CENTER</b>		<b>97,995</b>	<b>90,406</b>	<b>119,093</b>	<b>91,090</b>	<b>91,090</b>
<b>PUBLIC BUILDING-APPALACHIAN ENTERPRISE CENTER</b>						
104276-421100	JANITORIAL SUPPLIES	850	850	875	875	875
104276-433100	UTILITIES-ELECTRICITY	15,500	14,000	14,000	14,000	14,000
104276-435100	MAINTENANCE & REPAIR-BUILDING	1,000	1,890	1,200	1,200	1,200
104276-435200	MAINTENANCE & REPAIR-EQUIPMENT	1,025	1,000	36,575	1,575	1,575
104276-469500	CONTRACTED SERVICES	360	360	2,000	1,500	1,500
<b>TOTAL PUBLIC BUILDING-APPALACHIAN ENTERPRISE CENTER</b>		<b>18,735</b>	<b>18,100</b>	<b>54,650</b>	<b>19,150</b>	<b>19,150</b>
<b>PUBLIC BUILDING-LAW ENFORCEMENT CENTER</b>						
104277-421100	JANITORIAL SUPPLIES	2,900	3,700	2,900	2,900	2,900
104277-432100	TELEPHONE-DATA SERVICE	1,600	1,600	1,700	1,700	1,700
104277-433100	UTILITIES-ELECTRICITY	54,000	59,160	62,500	62,500	62,500
104277-433200	UTILITIES-FUEL OIL	-	840	1,000	1,000	1,000
104277-433300	UTILITIES-PROPANE GAS	10,000	7,500	10,000	9,500	9,500
104277-433400	UTILITIES-WATER	50,000	50,000	50,000	50,000	50,000
104277-435100	MAINTENANCE & REPAIR-BUILDING	10,000	9,140	9,000	5,500	5,500
104277-435101	MAINTENANCE & REPAIR-GROUNDS	5,000	5,800	18,300	6,300	6,300
104277-435200	MAINTENANCE & REPAIR-EQUIPMENT	25,199	22,350	107,005	35,605	35,605
104277-444000	SERVICE & MAINTENANCE CONTRACTS	6,730	6,370	4,085	4,085	4,085
104277-451000	CAPITAL OUTLAY - EQUIPMENT	62,700	24,453	-	-	-
104277-458000	CAPITAL OUTLAY - BUILDING IMPROVEMENTS	-	-	-	-	-
104277-469500	CONTRACTED SERVICES	20,000	18,000	22,961	20,961	20,961
<b>TOTAL PUBLIC BUILDING-LAW ENFORCEMENT CENTER</b>		<b>248,129</b>	<b>208,913</b>	<b>289,451</b>	<b>200,051</b>	<b>200,051</b>
<b>PUBLIC BUILDING-RECREATION ADMINISTRATION</b>						
104280-421100	JANITORIAL SUPPLIES	500	500	-	-	-
104280-435100	MAINTENANCE & REPAIR-BUILDING	1,000	500	-	-	-
104280-435200	MAINTENANCE & REPAIR-EQUIPMENT	500	500	-	-	-
104280-444000	SERVICE & MAINTENANCE CONTRACTS	1,200	1,200	-	-	-
104280-469500	CONTRACTED SERVICES	260	260	-	-	-
<b>TOTAL PUBLIC BUILDING-RECREATION ADMINISTRATION</b>		<b>3,460</b>	<b>2,960</b>	<b>-</b>	<b>-</b>	<b>-</b>

GL ACCOUNT #		BOARD	BOARD	DEPARTMENT	MANAGER	BOARD
		APPROVED	APPROVED	REQUESTED	RECOMMENDED	APPROVED
		FY 17-18	FY 18-19	FY 19-20		
<b>PUBLIC BUILDING-AQUATICS CENTER</b>						
104281-421100	JANITORIAL SUPPLIES	2,800	2,800	-	-	-
104281-433100	UTILITIES-ELECTRICITY	18,450	20,000	-	-	-
104281-433300	UTILITIES-NATURAL GAS	30,000	30,000	-	-	-
104281-433400	UTILITIES-WATER	11,000	12,500	-	-	-
104281-435100	MAINTENANCE & REPAIR-BUILDING	2,550	500	-	-	-
104281-435101	MAINTENANCE & REPAIR-GROUNDS	3,000	2,500	-	-	-
104281-435200	MAINTENANCE & REPAIR-EQUIPMENT	1,915	3,455	-	-	-
104281-449900	POOL PERMIT	600	600	-	-	-
104281-458000	CAPITAL OUTLAY - BUILDING	75,000	71,950	-	-	-
104281-469500	CONTRACTED SERVICES	3,470	3,470	-	-	-
<b>TOTAL PUBLIC BUILDING-AQUATICS CENTER</b>		<b>148,785</b>	<b>147,775</b>			
<b>PUBLIC BUILDING-OPTIMIST FACILITY</b>						
104282-421100	JANITORIAL SUPPLIES	1,000	1,000	1,000	1,000	1,000
104282-433101	UTILITIES-ELECTRICITY	1,500	1,500	1,500	1,500	1,500
104282-433300	UTILITIES-PROPANE GAS	2,000	2,000	2,200	2,200	2,200
104282-433401	UTILITIES-WATER	1,000	1,300	1,300	1,300	1,300
104282-435100	MAINTENANCE & REPAIR-BUILDING	500	500	500	500	500
104282-435101	MAINTENANCE & REPAIR-GROUNDS	5,100	5,800	5,280	5,280	5,280
104282-435200	MAINTENANCE & REPAIR-EQUIPMENT	700	500	800	800	800
104282-441200	RENT-BUILDING	18,000	18,000	18,000	18,000	18,000
104282-457001	CAPITAL OUTLAY - LAND IMPROVEMENTS	50,000	16,057	-	-	-
104282-469500	CONTRACTED SERVICES	5,200	5,000	5,372	5,372	5,372
<b>TOTAL PUBLIC BUILDING-OPTIMIST FACILITY</b>		<b>85,000</b>	<b>51,657</b>	<b>35,952</b>	<b>35,952</b>	<b>35,952</b>
<b>PUBLIC BUILDING-RECREATION FIELDS/PARKS</b>						
104283-421100	JANITORIAL SUPPLIES	1,600	1,600	1,600	1,600	1,600
104283-433101	UTILITIES-ELECTRICITY-INDUSTRIAL FIELDS	5,000	5,000	5,000	5,000	5,000
104283-433103	UTILITIES-ELECTRICITY-COMPLEX	1,200	1,200	600	600	600
104283-433401	UTILITIES-WATER-INDUSTRIAL FIELDS	1,050	1,050	1,050	1,050	1,050
104283-435101	MAINTENANCE & REPAIR-INDUSTRIAL FIELDS	7,000	49,020	257,260	7,260	7,260
104283-435102	MAINTENANCE & REPAIR-PARKS	4,200	3,700	16,700	3,700	3,700
104283-435103	MAINTENANCE & REPAIR-COMPLEX FIELDS	12,773	5,060	1,002,000	1,002,000	1,002,000
104283-435104	MAINTENANCE & REPAIR-WATAUGA GORGE	8,600	4,450	3,648	3,648	3,648
104283-435200	MAINTENANCE AGREEMENTS	2,000	2,000	2,000	2,000	2,000
104283-457001	CAPITAL OUTLAY - MIDDLEFORK TRAIL GRANT	11,282	200,000	-	-	-
104283-457003	CAPITAL OUTLAY - GUY FORD GRANT	50,000	147,965	-	-	-
104283-457004	CAPITAL OUTLAY - IND FIELD DUGOUT	-	34,170	-	-	-
104283-458000	CAPITAL OUTLAY - BUILDING	-	68,000	-	-	-
104283-469500	CONTRACTED SERVICES	37,635	37,635	38,479	38,479	38,479
<b>TOTAL PUBLIC BUILDING-RECREATION FIELDS/PARKS</b>		<b>142,340</b>	<b>560,850</b>	<b>1,328,337</b>	<b>1,065,337</b>	<b>1,065,337</b>

GL ACCOUNT #		BOARD	BOARD	DEPARTMENT	MANAGER	BOARD
		APPROVED	APPROVED	REQUESTED	RECOMMENDED	APPROVED
		FY 17-18	FY 18-19	FY 19-20		
<b>PUBLIC BUILDING-OLD COVE CREEK SCHOOL GYM</b>						
104284-421100	JANITORIAL SUPPLIES	850	500	500	500	500
104284-433101	UTILITIES-ELECTRICITY	4,000	4,000	4,800	4,800	4,800
104284-433300	UTILITIES-PROPANE GAS	2,500	2,500	2,500	2,500	2,500
104284-435101	MAINTENANCE & REPAIR-BUILDING	3,000	3,000	2,400	2,000	2,000
104284-435102	MAINTENANCE & REPAIR-GROUNDS	1,200	1,200	1,300	1,300	1,300
104284-435201	MAINTENANCE & REPAIR-EQUIPMENT	250	250	375	375	375
104284-469500	CONTRACTED SERVICES	6,170	6,000	6,351	6,351	6,351
<b>TOTAL PUBLIC BUILDING-OLD COVE CREEK SCHOOL GYM</b>		<b>17,970</b>	<b>17,450</b>	<b>18,226</b>	<b>17,826</b>	<b>17,826</b>
<b>PUBLIC BUILDING-ANNE MARIE DRIVE FIELDS</b>						
104286-421100	JANITORIAL SUPPLIES	700	500	500	500	500
104286-433100	UTILITIES-ELECTRICITY	2,500	2,000	2,000	2,000	2,000
104286-435101	MAINTENANCE & REPAIR-GROUNDS	20,000	31,060	21,100	20,000	20,000
104286-457001	CAPITAL OUTLAY - LAND	-	34,170	-	-	-
104286-457002	CAPITAL OUTLAY - LEASEHOLD IMPROVEMENTS	-	-	150,000	150,000	150,000
104286-469500	CONTRACTED SERVICES	9,980	7,500	10,195	10,195	10,195
<b>TOTAL PUBLIC BUILDING-ANNE MARIE DRIVE FIELDS</b>		<b>33,180</b>	<b>75,230</b>	<b>183,795</b>	<b>182,695</b>	<b>182,695</b>
<b>PUBLIC BUILDING-BROOKSHIRE PARK</b>						
104285-421100	JANITORIAL SUPPLIES	1,075	1,000	1,000	1,000	1,000
104285-433100	UTILITIES - ELECTRICITY	4,800	4,800	4,800	4,800	4,800
104285-433400	UTILITIES - WATER	1,550	1,550	1,550	1,550	1,550
104285-435100	MAINTENANCE & REPAIR-BUILDING	500	500	500	500	500
104285-435101	MAINTENANCE & REPAIR-GROUNDS	3,200	3,000	4,700	3,000	3,000
104285-435200	MAINTENANCE & REPAIR-EQUIPMENT	400	300	600	400	400
104285-445102	INSURANCE - FLOOD	1,200	1,200	1,300	1,300	1,300
104285-457001	CAPITAL OUTLAY - LAND	20,000	20,000	-	-	-
104285-457003	CAPITAL OUTLAY - UNDERPASS PROJECT	-	-	-	-	-
104285-469500	CONTRACTED SERVICES	7,000	7,000	7,207	7,207	7,207
<b>TOTAL PUBLIC BUILDING-BROOKSHIRE PARK</b>		<b>39,725</b>	<b>39,350</b>	<b>21,657</b>	<b>19,757</b>	<b>19,757</b>
<b>PUBLIC BUILDING-BROOKSHIRE SOCCER COMPLEX</b>						
104287-421100	JANITORIAL SUPPLIES	1,300	1,300	1,300	1,300	1,300
104287-433100	UTILITIES-ELECTRICITY	3,200	3,200	3,400	3,400	3,400
104287-433400	UTILITIES-WATER	1,200	1,200	1,200	1,200	1,200
104287-435100	MAINTENANCE & REPAIR-BUILDING	500	4,500	500	500	500
104287-435101	MAINTENANCE & REPAIR-GROUNDS	700	500	8,500	500	500
104287-435200	MAINTENANCE & REPAIR-EQUIPMENT	1,900	1,000	1,900	1,200	1,200
104587-457001	CAPITAL OUTLAY - LAND IMPROVEMENTS	6,679	-	-	-	-
104287-469500	CONTRACTED SERVICES	3,560	5,500	3,786	3,786	3,786
<b>TOTAL PUBLIC BUILDING-BROOKSHIRE SOCCER COMPLEX</b>		<b>19,039</b>	<b>17,200</b>	<b>20,586</b>	<b>11,886</b>	<b>11,886</b>

GL ACCOUNT #		BOARD	BOARD	DEPARTMENT	MANAGER	BOARD
		APPROVED	APPROVED	REQUESTED	RECOMMENDED	APPROVED
		FY 17-18	FY 18-19	FY 19-20		
<b>PUBLIC BUILDING-ROCKY KNOB PARK</b>						
104288-421100	JANITORIAL SUPPLIES	1,000	500	500	500	500
104288-433100	UTILITIES - ELECTRICITY	1,000	2,000	2,000	2,000	2,000
104288-433400	UTILITIES - WATER	1,000	1,000	1,000	1,000	1,000
104288-435100	MAINTENANCE & REPAIR-BUILDINGS	500	500	500	500	500
104288-435101	MAINTENANCE & REPAIR-GROUNDS	5,680	-	72,500	500	500
104288-435200	MAINTENANCE & REPAIR-EQUIPMENT	-	250	665	500	500
104288-469500	CONTRACTED SERVICES	14,820	12,000	15,014	15,014	15,014
<b>TOTAL PUBLIC BUILDING-ROCKY KNOB PARK</b>		<b>24,000</b>	<b>16,250</b>	<b>92,179</b>	<b>20,014</b>	<b>20,014</b>
<b>PUBLIC BUILDING-COMMUNITY RECREATION CENTER</b>						
104289-421100	JANITORIAL SUPPLIES	-	-	11,558	11,558	11,558
104289-433100	UTILITIES-ELECTRICITY	-	-	63,333	63,333	63,333
104289-433300	UTILITIES-PROPANE GAS	-	-	16,667	16,667	16,667
104289-433400	UTILITIES-WATER	-	-	13,333	13,333	13,333
104289-435100	MAINTENANCE & REPAIR-BUILDING	-	-	1,967	1,967	1,967
104289-435101	MAINTENANCE & REPAIR-GROUNDS	-	-	1,583	1,583	1,583
104289-435200	MAINTENANCE & REPAIR-EQUIPMENT	-	-	3,675	3,675	3,675
104289-444000	SERVICE & MAINTENANCE CONTRACTS	-	-	28,315	28,315	28,315
104289-449900	MISCELANEOUS EXPENSE	-	-	600	600	600
104289-455000	CAPITAL OUTLAY - OTHER EQUIPMENT	-	-	22,430	22,430	22,430
104289-456000	CAPITAL OUTLAY <\$2,000	-	-	31,914	31,914	31,914
104289-458000	CAPITAL OUTLAY - BUILDING IMPROVEMENTS	-	-	75,000	75,000	75,000
104289-469500	CONTRACTED SERVICES	-	-	5,657	5,657	5,657
<b>TOTAL PUBLIC BUILDING- COMMUNITY RECREATION CENTER</b>		<b>-</b>	<b>-</b>	<b>276,032</b>	<b>276,032</b>	<b>276,032</b>
<b>PUBLIC BUILDING-STERLING CREEK PARK</b>						
104290-421100	JANITORIAL SUPPLIES	-	-	2,000	2,000	2,000
104290-435101	MAINTENANCE & REPAIR-GROUNDS	-	-	15,830	1,650	1,650
104290-469500	CONTRACTED SERVICES	-	-	750	750	750
<b>TOTAL PUBLIC BUILDING-STERLING CREEK PARK</b>		<b>-</b>	<b>-</b>	<b>18,580</b>	<b>4,400</b>	<b>4,400</b>
<b>PUBLIC BUILDING-GUY FORD RIVER ACCESS</b>						
104291-421100	JANITORIAL SUPPLIES	-	-	2,000	2,000	2,000
104291-435101	MAINTENANCE & REPAIR-GROUNDS	-	-	3,935	1,650	1,650
104291-469500	CONTRACTED SERVICES	-	-	750	750	750
<b>TOTAL PUBLIC BUILDING-GUY FORD RIVER ACCESS</b>		<b>-</b>	<b>-</b>	<b>6,685</b>	<b>4,400</b>	<b>4,400</b>

GL ACCOUNT #		BOARD	BOARD	DEPARTMENT	MANAGER	BOARD
		APPROVED	APPROVED	REQUESTED	RECOMMENDED	APPROVED
		FY 17-18	FY 18-19	FY 19-20		
<b>SHERIFF'S OFFICE</b>						
104310-412100	SALARIES-REGULAR	2,304,013	2,382,185	2,496,247	2,455,981	2,455,981
104310-412101	SALARIES - SRO CALDWELL & SCHOOL	-	-	85,647	85,647	85,647
104310-412800	UNIFORM ALLOWANCE	4,950	4,400	4,400	4,400	4,400
104310-412801	CELLPHONE ALLOWANCE	10,560	9,120	8,640	8,640	8,640
104310-412900	DOG TRAINING ALLOWANCE	10,825	12,375	10,350	10,350	10,350
104310-413000	SHERIFF'S SUPPLEMENTAL PENSION	5,705	6,000	6,000	6,000	6,000
104310-413100	SEPARATION ALLOWANCE	35,460	37,300	44,000	44,000	44,000
104310-413300	SUPPLEMENTAL RETIREMENT	99,030	107,330	119,000	119,000	119,000
104310-418100	SOCIAL SECURITY EXPENSE	210,655	197,950	211,521	208,299	208,299
104310-418200	LOCAL GOV'T RETIREMENT EXPENSE	176,890	197,895	242,136	246,538	246,538
104310-418300	HEALTH INSURANCE EXPENSE	464,695	490,000	609,500	598,000	598,000
104310-418600	WORKER'S COMPENSATION	81,435	84,185	103,115	101,665	101,665
104310-418900	OTHER FRINGE-401K	8,125	8,310	8,645	8,645	8,645
104310-418901	OTHER FRINGE-457	17,640	17,640	19,080	18,720	18,720
104310-421200	UNIFORMS	21,000	20,000	30,000	20,000	20,000
104310-423800	DRUG PURCHASES	5,000	-	-	-	-
104310-425100	MOTOR FUELS & LUBRICANTS	98,245	110,000	120,000	120,000	120,000
104310-425200	TIRES	17,000	17,000	20,000	20,000	20,000
104310-429000	OFFICE/OTHER SUPPLIES	16,000	16,000	22,000	16,500	16,500
104310-429001	OFFICE/OTHER SUPPLIES ADMIN	4,500	2,900	8,000	4,000	4,000
104310-429002	DRUG DOG EXPENSES	5,400	7,400	13,000	13,000	13,000
104310-429201	PROGRAM SUPPLIES-DARE	5,000	5,000	6,000	5,000	5,000
104310-431100	TRAVEL-MILEAGE	100	200	500	200	200
104310-431200	TRAVEL-SUBSISTENCE	4,755	3,000	5,000	4,000	4,000
104310-432100	TELEPHONE SERVICE	14,000	14,000	17,000	17,000	17,000
104310-432500	POSTAGE	4,200	4,200	4,500	4,200	4,200
104310-434100	PRINTING	250	1,000	1,000	500	500
104310-435200	MAINTENANCE & REPAIR-EQUIPMENT	1,500	1,500	1,500	1,000	1,000
104310-435300	MAINTENANCE & REPAIR-VEHICLES	40,000	40,000	50,000	45,000	45,000
104310-437000	ADVERTISING	500	500	1,000	300	300
104310-439500	EMPLOYEE TRAINING	3,000	3,000	10,000	5,500	5,500
104310-439501	AMMUNITION & GUN EXPENSES	12,500	12,500	12,500	12,500	12,500
104310-439900	DRUG TESTING	250	250	250	250	250
104310-439901	CONCEALED WEAPON CARRY PERMITS	27,500	31,000	30,000	30,000	30,000
104310-444000	SERVICE & MAINTENANCE CONTRACT	28,000	19,505	25,000	25,000	25,000
104310-445300	INSURANCE-FIDELITY BOND	125	125	125	125	125
104310-447000	SEPARATION ALLOWANCE FUND	74,000	95,000	95,000	95,000	95,000
104310-449100	DUES & SUBSCRIPTIONS	1,800	1,500	1,800	1,500	1,500
104310-449900	MISCELLANEOUS EXPENSE	250	250	5,000	250	250
104310-449901	NC GCC GRANT FOR RIFLES	-	-	-	-	-
104310-449903	TACTICAL TEAM EXPENSE/SWAT	4,900	4,900	25,000	15,000	15,000
104310-451000	CAPITAL OUTLAY - FURNITURE & EQUIPMENT	42,000	-	60,000	51,700	51,700
104310-454000	CAPITAL OUTLAY - VEHICLES	235,000	238,900	375,000	340,792	340,792
104310-469500	CONTRACTED SERVICES-LEGAL	10,000	10,000	10,000	10,000	10,000
104310-499100	SRO CONTINGENCY	-	100,000	-	-	-
<b>TOTAL SHERIFF'S OFFICE</b>		<b>4,106,758</b>	<b>4,314,320</b>	<b>4,917,456</b>	<b>4,774,202</b>	<b>4,774,202</b>



GL ACCOUNT #		BOARD	BOARD	DEPARTMENT	MANAGER	BOARD
		APPROVED	APPROVED	REQUESTED	RECOMMENDED	APPROVED
		FY 17-18	FY 18-19	FY 19-20		
<b>DETENTION CENTER</b>						
104320-412100	SALARIES-REGULAR	1,084,464	1,127,410	1,106,917	1,106,917	1,106,917
104320-412801	CELL PHONE ALLOWANCE	480	480	480	480	480
104320-418100	SOCIAL SECURITY EXPENSE	94,113	90,195	88,553	88,553	88,553
104320-418200	LOCAL GOV'T RETIREMENT EXPENSE	79,050	90,195	99,069	99,069	99,069
104320-418300	HEALTH INSURANCE EXPENSE	259,200	270,000	310,500	310,500	310,500
104320-418600	WORKER'S COMPENSATION	46,195	40,590	49,811	49,811	49,811
104320-418900	OTHER FRINGE-401K	51,330	56,370	55,346	55,346	55,346
104320-418901	OTHER FRINGE-457	9,720	9,720	9,720	9,720	9,720
104320-421100	JANITORIAL SUPPLIES	14,000	13,166	15,000	13,500	13,500
104320-421200	UNIFORMS	8,400	6,000	8,500	7,000	7,000
104320-422000	FOOD & PROVISIONS FOR INMATES	332,000	340,000	350,000	350,000	350,000
104320-423800	PRESCRIPTION DRUG PURCHASES	16,000	16,000	16,000	16,000	16,000
104320-429000	OTHER SUPPLIES	20,000	20,000	22,000	20,500	20,500
104320-431200	TRAVEL-SUBSISTENCE	1,000	1,000	500	500	500
104320-433100	TRAVEL-MILEAGE		834	1,000	1,000	1,000
104320-435200	MAINTENANCE & REPAIR-EQUIPMENT	13,000	13,000	13,000	13,000	13,000
104320-437000	ADVERTISING	-	-	500	500	500
104320-439500	EMPLOYEE TRAINING	500	500	500	500	500
104320-439900	DRUG TESTING	250	250	250	250	250
104320-445400	CATASTROPHIC INSURANCE FOR INMATES	32,000	35,000	45,000	45,000	45,000
104320-449900	MISCELLANEOUS EXPENSE	250	250	250	250	250
104320-449902	BLOOD TESTS FOR INMATES	100	100	100	100	100
104320-451000	CAPITAL OUTLAY - FURNITURE AND EQUIP	-	-	8,000	8,000	8,000
104320-469102	PROFESSIONAL SERVICES-MEDICAL	158,000	150,000	150,000	150,000	150,000
104320-469500	CONTRACTED SERVICES	10,000	10,000	15,000	10,000	10,000
<b>TOTAL DETENTION CENTER</b>		<b>2,230,052</b>	<b>2,291,060</b>	<b>2,365,996</b>	<b>2,356,496</b>	<b>2,356,496</b>

**EMERGENCY SERVICES**

104311-412100	SALARIES-REGULAR	563,556	582,575	609,727	609,727	609,727
104311-412101	SALARIES-NONREGULAR	-	-	9,550	9,550	9,550
104311-412801	CELL PHONE ALLOWANCE	960	960	480	480	480
104311-418100	SOCIAL SECURITY EXPENSE	47,146	46,610	48,778	48,778	48,778
104311-418200	LOCAL GOV'T RETIREMENT EXPENSE	41,605	46,005	54,571	54,571	54,571
104311-418300	HEALTH INSURANCE EXPENSE	124,800	130,000	161,000	161,000	161,000
104311-418600	WORKER'S COMPENSATION	2,025	2,040	2,104	2,104	2,104
104311-418900	OTHER FRINGE-401K	27,015	28,755	30,486	30,486	30,486
104311-418901	OTHER FRINGE-457	4,680	4,680	5,040	5,040	5,040
104311-421200	UNIFORMS	500	500	1,500	1,000	1,000
104311-425100	MOTOR FUELS	1,000	1,000	1,400	1,400	1,400
104311-429000	OTHER SUPPLIES	1,000	1,000	1,000	1,000	1,000
104311-429002	DCI LICENSES/FEES	1,200	1,200	1,500	1,500	1,500
104311-431100	TRAVEL-MILEAGE	-	-	200	200	200
104311-431200	TRAVEL-SUBSISTENCE	250	250	250	250	250
104311-432100	TELEPHONE SERVICE	16,000	16,000	16,000	16,000	16,000
104311-435200	MAINTENANCE & REPAIR-EQUIPMENT	8,720	14,359	22,000	22,000	22,000
104311-435300	MAINTENANCE & REPAIR-VEHICLES	1,500	1,500	2,000	1,500	1,500
104311-437000	ADVERTISING	250	500	500	500	500
104311-439500	EMPLOYEE TRAINING	-	-	500	500	500
104311-439900	DRUG TESTING	100	100	120	120	120
104311-444000	SERVICE & MAINTENANCE CONTRACTS	-	-	-	-	-
104311-449100	DUES & SUBSCRIPTIONS	150	150	1,000	1,000	1,000
104311-449900	MISCELLANEOUS EXPENSE	-	-	-	-	-
104311-451000	CAPITAL OUTLAY - FURNITURE & EQUIPMENT	66,740	5,000	-	-	-
104311-454000	CAPITAL OUTLAY - VEHICLE	-	-	-	-	-
<b>TOTAL EMERGENCY SERVICES</b>		<b>909,197</b>	<b>883,184</b>	<b>969,706</b>	<b>968,706</b>	<b>968,706</b>

GL ACCOUNT #		BOARD	BOARD	DEPARTMENT	MANAGER	BOARD
		APPROVED	APPROVED	REQUESTED	RECOMMENDED	APPROVED
		FY 17-18	FY 18-19	FY 19-20		
<b>EMERGENCY MANAGEMENT</b>						
104330-412100	SALARIES-REGULAR	187,289	197,680	188,612	186,374	186,374
104330-412101	SALARIES-NONREGULAR	-	-	7,100	-	-
104330-412101	SALARIES-ON CALL	5,570	5,570	5,570	5,570	5,570
104330-412801	CELLPHONE ALLOWANCE	1,440	1,440	960	960	960
104330-418100	SOCIAL SECURITY EXPENSE	16,728	16,260	15,535	15,356	15,356
104330-418200	LOCAL GOV'T RETIREMENT EXPENSE	14,065	16,260	17,379	17,179	17,179
104330-418300	HEALTH INSURANCE EXPENSE	38,400	40,000	46,000	46,000	46,000
104330-418600	WORKER'S COMPENSATION	5,115	4,470	4,369	4,319	4,319
104330-418900	OTHER FRINGE-401K	9,135	10,165	9,709	9,597	9,597
104330-418901	OTHER FRINGE-457	1,440	1,440	1,440	1,440	1,440
104330-421200	UNIFORMS	3,496	1,515	1,800	1,500	1,500
104330-425100	MOTOR FUELS & LUBRICANTS	5,500	7,000	9,000	9,000	9,000
104330-425200	TIRES	2,000	2,720	4,200	4,200	4,200
104330-426000	OFFICE SUPPLIES	1,000	1,000	1,000	1,000	1,000
104330-429000	OTHER SUPPLIES	1,000	1,000	3,000	2,000	2,000
104330-429001	OTHER SUPPLIES-NON 911	1,500	1,000	-	-	-
104330-431200	TRAVEL-SUBSISTENCE	3,680	2,100	2,100	2,100	2,100
104330-432100	TELEPHONE SERVICE	700	700	700	700	700
104330-432500	POSTAGE	1,000	500	300	300	300
104330-433100	UTILITIES-ELECTRICITY	500	500	500	500	500
104330-433300	UTILITIES-PROPANE GAS	500	500	500	500	500
104330-435200	MAINTENANCE & REPAIR-EQUIPMENT	24,800	18,210	10,000	10,000	10,000
104330-435201	MAINTENANCE & REPAIR - SMOKE HOUSE	250	-	-	-	-
104330-435300	MAINTENANCE & REPAIR-VEHICLES	3,000	2,000	3,000	2,000	2,000
104330-437000	ADVERTISING	-	240	240	240	240
104330-439500	EMPLOYEE TRAINING	1,375	875	1,345	1,000	1,000
104330-441100	RENT - LAND	3,090	3,245	13,797	13,797	13,797
104330-442200	SOFTWARE LICENSE-CODE RED	10,000	9,500	8,000	8,000	8,000
104330-449100	DUES & SUBSCRIPTIONS	955	955	1,745	1,200	1,200
104330-449900	MISCELLANEOUS EXPENSE	1,500	3,700	3,700	1,500	1,500
104330-449901	HOMELAND SECURITY GRANT	1,000	1,000	-	-	-
104330-449906	HMEP GRANT	65,135	-	-	-	-
104330-449999	FEMA GRANT	30,600	-	-	-	-
104330-451000	CAPITAL OUTLAY-EQUIPMENT	-	-	7,184	2,826	2,826
104330-454000	CAPITAL OUTLAY-VEHICLES	-	94,655	39,610	33,000	33,000
104330-469100	PROFESSIONAL SERV - FIRE DEPT REPORTS	8,400	7,700	8,400	8,400	8,400
104330-469901	FOSCOE	208,000	208,000	199,500	199,500	199,500
104330-469903	FALL CREEK	3,700	3,800	3,500	3,500	3,500
104330-469904	BEAVER DAM	41,500	43,000	40,000	40,000	40,000
104330-469905	BOONE	350,100	300,000	345,000	345,000	345,000
104330-469906	ZIONVILLE	45,800	47,000	44,500	44,500	44,500
104330-469907	COVE CREEK	97,000	96,000	94,500	94,500	94,500
104330-469908	STEWART SIMMONS	49,200	51,000	81,000	81,000	81,000
104330-469910	MEAT CAMP	83,000	86,000	80,000	80,000	80,000
104330-469911	TODD	25,000	26,000	23,500	23,500	23,500
104330-469912	BLOWING ROCK	184,500	184,500	179,500	179,500	179,500
104330-469913	SHAWNEEHAW	40,000	43,500	38,000	38,000	38,000
104330-469919	CRESTON	8,000	8,000	7,500	7,500	7,500
104330-469924	DEEP GAP	75,200	78,000	73,000	73,000	73,000
104330-469998	BEECH MTN.	20,500	20,500	19,500	19,500	19,500
104330-469999	SEVEN DEVILS	12,000	12,000	12,000	12,000	12,000
<b>TOTAL EMERGENCY MANAGEMENT</b>		<b>1,693,663</b>	<b>1,661,200</b>	<b>1,657,795</b>	<b>1,631,558</b>	<b>1,631,558</b>



GL ACCOUNT #		BOARD	BOARD	DEPARTMENT	MANAGER	BOARD
		APPROVED	APPROVED	REQUESTED	RECOMMENDED	APPROVED
		FY 17-18	FY 18-19	FY 19-20		
<b>PLANNING &amp; INSPECTIONS</b>						
104350-412100	SALARIES-REGULAR	447,705	457,495	454,388	454,388	454,388
104350-412801	CELLPHONE ALLOWANCE	1,440	1,920	1,920	1,920	1,920
104350-418100	SOCIAL SECURITY EXPENSE	37,185	36,600	36,351	36,351	36,351
104350-418200	LOCAL GOV'T RETIREMENT EXPENSE	33,715	36,600	40,668	40,668	40,668
104350-418300	HEALTH INSURANCE EXPENSE	76,800	80,000	92,000	92,000	92,000
104350-418600	WORKER'S COMPENSATION	9,415	8,330	8,700	8,700	8,700
104350-418900	OTHER FRINGE-401K	21,895	22,875	22,719	22,719	22,719
104350-418901	OTHER FRINGE-457	2,880	2,880	2,880	2,880	2,880
104350-425100	MOTOR FUELS & LUBRICANTS	4,500	4,500	5,000	5,000	5,000
104350-425200	TIRES	2,500	1,300	1,300	1,300	1,300
104350-426000	OFFICE SUPPLIES	1,500	2,800	3,400	3,000	3,000
104350-431200	TRAVEL-SUBSISTENCE	400	400	400	400	400
104350-432500	POSTAGE	1,500	1,500	1,000	1,000	1,000
104350-435300	MAINTENANCE & REPAIR-VEHICLES	1,500	1,500	1,500	1,500	1,500
104350-437000	ADVERTISING	500	300	300	300	300
104350-439500	EMPLOYEE TRAINING	2,000	3,500	3,500	3,500	3,500
104350-449100	DUES & SUBSCRIPTIONS	2,000	2,000	2,000	2,000	2,000
104350-449900	MISCELLANEOUS EXPENSE	2,000	3,000	2,000	2,000	2,000
104350-454000	CAPITAL OUTLAY-VEHICLES	25,000	-			
<b>TOTAL PLANNING &amp; INSPECTIONS</b>		<b>674,435</b>	<b>667,500</b>	<b>680,026</b>	<b>679,626</b>	<b>679,626</b>
<b>EMERGENCY MEDICAL SERVICES</b>						
104370-432100	TELEPHONE SERVICE	2,100	2,000	2,000	2,000	2,000
104370-433100	UTILITIES-ELECTRICITY	2,200	2,000	2,000	2,000	2,000
104370-469100	PROFESSIONAL SERVICES-AUDIT	700	700	700	700	700
104370-469102	PROF.SERVICES-MEDICAL EXAMINERS	30,000	35,000	35,000	35,000	35,000
104370-469300	FORESTRY	45,290	50,510	52,217	52,217	52,217
104370-469500	CONTRACTED SERV-MEDICAL DIRECTOR	24,000	24,000	24,000	24,000	24,000
104370-469501	CONTRACTED SERV-WATAUGA MEDICS	1,202,500	1,230,000	1,250,110	1,250,110	1,250,110
104370-469502	CONTRACTED SERV-AVERY COUNTY	70,000	73,500	75,044	75,044	75,044
104370-469503	CONTRACTED SERV-WAT. RESCUE SQUAD	70,000	70,000	100,000	70,000	70,000
104370-469504	CONTRACTED SERV-BLOWING ROCK RESCUE	32,000	32,000	32,000	32,000	32,000
<b>TOTAL EMERGENCY MEDICAL SERVICES</b>		<b>1,478,790</b>	<b>1,519,710</b>	<b>1,573,071</b>	<b>1,543,071</b>	<b>1,543,071</b>

GL ACCOUNT #		BOARD	BOARD	DEPARTMENT	MANAGER	BOARD
		APPROVED	APPROVED	REQUESTED	RECOMMENDED	APPROVED
		FY 17-18	FY 18-19	FY 19-20		
<b>ANIMAL CARE &amp; CONTROL</b>						
104380-412100	SALARIES-REGULAR	76,102	79,235	81,075	81,075	81,075
104380-412101	SALARIES-ON CALL	5,570	5,570	6,550	6,550	6,550
104380-412801	CELLPHONE ALLOWANCE	960	960	1,129	1,129	1,129
104380-418100	SOCIAL SECURITY EXPENSE	6,327	6,785	7,010	7,010	7,010
104380-418200	LOCAL GOV'T RETIREMENT EXPENSE	6,145	6,785	7,843	7,843	7,843
104380-418300	HEALTH INSURANCE EXPENSE	19,200	20,000	23,000	23,000	23,000
104380-418600	WORKER'S COMPENSATION	1,340	1,190	1,297	1,297	1,297
104380-418900	OTHER FRINGE-401K	3,715	3,565	4,054	4,054	4,054
104380-418901	OTHER FRINGE-457	720	720	720	720	720
104380-421200	UNIFORMS	1,000	1,000	965	965	965
104380-425100	MOTOR FUELS & LUBRICANTS	5,400	5,000	4,335	4,335	4,335
104380-425200	TIRES	1,250	1,250	715	715	715
104380-426000	OFFICE SUPPLIES	350	350	265	265	265
104380-429000	OTHER SUPPLIES	1,650	1,200	1,015	1,015	1,015
104380-432100	TRAVEL - SUBSISTENCE	-	-	500	500	500
104380-432100	TELEPHONE SERVICE	600	500	425	425	425
104380-432500	POSTAGE	350	350	325	325	325
104380-434100	PRINTING	200	-	30	30	30
104380-435300	MAINTENANCE & REPAIR-VEHICLES	1,000	1,000	1,100	1,100	1,100
104380-437000	ADVERTISING	-	-	20	20	20
104380-439500	EMPLOYEE TRAINING	500	500	500	500	500
104380-449900	MISCELLANEOUS EXPENSE	100	100	100	100	100
104380-449902	SPAY/NEUTER GRANT	-	-	281	281	281
104380-454000	CAPITAL OUTLAY-VEHICLES	30,000	-	-	-	-
<b>TOTAL ANIMAL CARE &amp; CONTROL</b>		<b>162,479</b>	<b>136,060</b>	<b>143,254</b>	<b>143,254</b>	<b>143,254</b>
<b>TRANSPORTATION</b>						
104500-469300	GENERAL APPROPRIATION-APPALCART	67,495	67,495	67,495	67,495	67,495
104500-469843	RURAL GENERAL PUBLIC-APPALCART	83,208	82,611	-	-	-
104500-469844	EMPLOYMENT TRANSPORTATION	13,551	13,551	-	-	-
104500-469846	ELDERLY & DISABLED TRANSPORTATION	61,135	61,135	-	-	-
<b>TOTAL TRANSPORTATION</b>		<b>225,389</b>	<b>224,792</b>	<b>67,495</b>	<b>67,495</b>	<b>67,495</b>
<b>ECONOMIC DEVELOPMENT</b>						
104920-449900	CLEANING SERVICES	11,100	11,000	11,752	11,752	11,752
104920-449902	AEC OFFICE EXPENSES	10,000	10,000	18,000	18,000	18,000
104920-463000	GENERAL APPROPRIATION	77,354	95,676	60,000	60,000	60,000
<b>TOTAL ECONOMIC DEVELOPMENT</b>		<b>98,454</b>	<b>116,676</b>	<b>89,752</b>	<b>89,752</b>	<b>89,752</b>

GL ACCOUNT #		BOARD	BOARD	DEPARTMENT	MANAGER	BOARD
		APPROVED	APPROVED	REQUESTED	RECOMMENDED	APPROVED
		FY 17-18	FY 18-19	FY 19-20		
<b>COOPERATIVE EXTENSION</b>						
104950-412100	SALARIES-REGULAR	170,745	174,065	193,365	193,365	193,365
104950-418100	SOCIAL SECURITY EXPENSE	13,065	13,925	14,792	14,792	14,792
104950-418200	STATE RETIREMENT CONTRIBUTION	28,045	25,830	37,065	37,065	37,065
104950-418300	HEALTH INSURANCE EXPENSE	20,565	24,135	21,912	21,912	21,912
104950-418500	UNEMPLOYMENT COMPENSATION	170	175	193	193	193
104950-418600	WORKER'S COMPENSATION	125	125	129	129	129
104950-429000	OTHER SUPPLIES	7,820	9,600	9,700	9,700	9,700
104950-433100	TRAVEL - MILEAGE	-	-	2,000	2,000	2,000
104950-432100	TELEPHONE SERVICE	1,200	1,200	1,200	1,200	1,200
104950-432500	POSTAGE	200	200	200	200	200
104950-444000	SERVICE & MAINTENANCE CONTRACT	500	-	-	-	-
104950-449100	DUES & SUBSCRIPTIONS	1,665	1,665	1,665	1,665	1,665
104950-449900	MISCELLANEOUS EXPENSE	3,360	3,360	3,360	3,360	3,360
<b>TOTAL COOPERATIVE EXTENSION</b>		<b>247,460</b>	<b>254,280</b>	<b>285,581</b>	<b>285,581</b>	<b>285,581</b>
<b>SOIL AND WATER CONSERVATION</b>						
104960-412100	SALARIES-REGULAR	73,532	76,780	77,638	77,638	77,638
104960-412801	CELLPHONE ALLOWANCE	480	480	480	480	480
104960-418100	SOCIAL SECURITY EXPENSE	6,403	6,145	6,211	6,211	6,211
104960-418200	LOCAL GOV'T RETIREMENT EXPENSE	5,345	6,145	6,949	6,949	6,949
104960-418300	HEALTH INSURANCE EXPENSE	19,200	20,000	23,000	23,000	23,000
104960-418600	WORKER'S COMPENSATION	1,110	1,155	1,165	1,165	1,165
104960-418900	OTHER FRINGE-401K	3,475	3,840	3,882	3,882	3,882
104960-418901	OTHER FRINGE-457	720	720	720	720	720
104960-425100	MOTOR FUELS & LUBRICANTS	1,000	1,000	1,000	1,000	1,000
104960-426000	OFFICE SUPPLIES	500	500	500	500	500
104960-429000	OTHER SUPPLIES	3,300	3,300	3,300	3,300	3,300
104960-429001	TREE SALES/RAIN BARRELS	4,403	4,403	-	-	-
104960-429002	NO TILL DRILL EXPENSES	3,830	3,830	-	-	-
104960-431100	TRAVEL-MILEAGE	200	200	200	200	200
104960-431200	TRAVEL-SUBSISTENCE	2,000	1,200	2,000	1,500	1,500
104960-432100	TELEPHONE SERVICE	500	250	250	250	250
104960-432500	POSTAGE	100	100	100	100	100
104960-435200	MAINTENANCE & REPAIR-EQUIPMENT	200	200	200	200	200
104960-435300	MAINTENANCE & REPAIR-VEHICLES	200	200	200	200	200
104960-439500	EMPLOYEE TRAINING	900	900	900	900	900
104960-449901	FARM PRESERVATION	300	300	300	300	300
104960-449902	BILL EDMISTEN FUND	1,155	482	-	-	-
104960-454000	CAPITAL OUTLAY-VEHICLES	-	-	-	-	-
104960-469853	SPECIAL ALLOCATION	3,114	4,235	1,800	1,800	1,800
<b>TOTAL SOIL AND WATER CONSERVATION</b>		<b>131,967</b>	<b>136,365</b>	<b>130,795</b>	<b>130,295</b>	<b>130,295</b>
<b>PUBLIC HEALTH</b>						
105110-463000	ANNUAL APPROPRIATION	614,490	680,705	746,920	746,920	746,920
<b>TOTAL PUBLIC HEALTH</b>		<b>614,490</b>	<b>680,705</b>	<b>746,920</b>	<b>746,920</b>	<b>746,920</b>
<b>MENTAL HEALTH</b>						
105210-463000	ANNUAL APPROPRIATION	171,195	171,195	171,194	171,194	171,194
<b>TOTAL MENTAL HEALTH</b>		<b>171,195</b>	<b>171,195</b>	<b>171,194</b>	<b>171,194</b>	<b>171,194</b>

GL ACCOUNT #		BOARD	BOARD	DEPARTMENT	MANAGER	BOARD
		APPROVED	APPROVED	REQUESTED	RECOMMENDED	APPROVED
		FY 17-18	FY 18-19	FY 19-20		
<b>PROJECT ON AGING</b>						
105550-412100	SALARIES-REGULAR	738,359	768,635	758,814	758,814	758,814
105550-412101	SALARIES-NON REGULAR	28,270	24,065	24,500	24,500	24,500
105550-418100	SOCIAL SECURITY EXPENSE	67,603	63,420	62,665	62,665	62,665
105550-418200	LOCAL GOV'T RETIREMENT EXPENSE	52,835	61,490	67,914	67,914	67,914
105550-418300	HEALTH INSURANCE EXPENSE	179,100	186,500	214,475	214,475	214,475
105550-418600	WORKER'S COMPENSATION	21,300	18,235	23,499	23,499	23,499
105550-418900	OTHER FRINGE-401K	34,310	38,435	37,941	37,941	37,941
105550-418901	OTHER FRINGE-457	6,660	6,660	6,660	6,660	6,660
105550-422000	FOOD AND PROVISIONS	95,000	95,000	97,000	97,000	97,000
105550-426000	OFFICE SUPPLIES	4,000	4,000	4,000	4,000	4,000
105550-429200	PROGRAM SUPPLIES	25,000	28,597	25,000	25,000	25,000
105550-431100	TRAVEL-MILEAGE	28,000	28,000	28,000	28,000	28,000
105550-431200	TRAVEL-SUBSISTENCE	-	-	-	-	-
105550-431300	TRAVEL-CLIENT TRANSPORT	33,000	33,000	28,000	28,000	28,000
105550-431500	TRAVEL-HOME DELIVERED MEALS	23,000	23,000	23,000	23,000	23,000
105550-432100	TELEPHONE SERVICE	8,000	8,000	8,000	8,000	8,000
105550-432500	POSTAGE	1,200	1,200	1,200	1,200	1,200
105550-434100	PRINTING	1,000	1,000	1,000	1,000	1,000
105550-435200	MAINTENANCE & REPAIR-EQUIPMENT	1,500	1,500	1,500	1,500	1,500
105550-437000	ADVERTISING	500	500	500	500	500
105550-439500	EMPLOYEE TRAINING	750	1,000	1,000	1,000	1,000
105550-449100	DUES & SUBSCRIPTIONS	400	400	400	400	400
105550-449900	SENIOR CENTER GRANT	10,066	14,257	-	-	-
105550-449901	SENIOR HEALTH INFORMATION PROGRAM	6,361	4,908	-	-	-
105550-451000	CAPITAL OUTLAY-FURNITURE & EQUIPMENT	-	-	8,421	8,421	8,421
105550-449902	EXXON GRANT	5,662	2,000	2,000	2,000	2,000
105550-469510	VOLUNTEER RECOGNITION	2,000	2,000	2,000	2,000	2,000
<b>TOTAL PROJECT ON AGING</b>		<b>1,373,876</b>	<b>1,415,802</b>	<b>1,427,489</b>	<b>1,427,489</b>	<b>1,427,489</b>
<b>VETERAN SERVICES</b>						
105820-412100	SALARIES-REGULAR	77,870	81,220	82,922	82,922	82,922
105820-418100	SOCIAL SECURITY EXPENSE	6,469	6,500	6,634	6,634	6,634
105820-418200	LOCAL GOV'T RETIREMENT EXPENSE	5,850	6,500	7,422	7,422	7,422
105820-418300	HEALTH INSURANCE EXPENSE	19,200	20,000	23,000	23,000	23,000
105820-418600	WORKER'S COMPENSATION	290	245	315	315	315
105820-418900	OTHER FRINGE-401K	3,800	4,065	4,146	4,146	4,146
105820-418901	OTHER FRINGE-457	720	720	720	720	720
105820-426000	OFFICE SUPPLIES	950	950	950	950	950
105820-431100	TRAVEL-MILEAGE	600	500	500	500	500
105820-431200	TRAVEL-SUBSISTENCE	925	1,025	1,025	1,025	1,025
105820-432500	POSTAGE	300	300	300	300	300
105820-439500	EMPLOYEE TRAINING	255	225	225	225	225
105820-449100	DUES & SUBSCRIPTIONS	230	260	260	260	260
<b>TOTAL VETERAN SERVICES</b>		<b>117,459</b>	<b>122,510</b>	<b>128,419</b>	<b>128,419</b>	<b>128,419</b>

GL ACCOUNT #		BOARD	BOARD	DEPARTMENT	MANAGER	BOARD
		APPROVED	APPROVED	REQUESTED	RECOMMENDED	APPROVED
		FY 17-18	FY 18-19	FY 19-20		
<b>SPECIAL APPROPRIATIONS</b>						
105890-463102	APPALACHIAN THEATER	35,000	10,000	10,000	10,000	10,000
105890-463106	BLOWING ROCK PARKS & RECREATION	12,000	12,000	107,500	12,000	12,000
105890-463107	TOWN OF BLOWINGG ROCK SRO	-	-	64,700	-	-
105890-463127	CHILDREN'S COUNCIL	2,500	25,000	100,000	50,000	50,000
105890-469811	CHILDREN'S PLAYHOUSE	2,500	2,500	5,000	2,500	2,500
105890-463138	COMMUNITY CARE CLINIC	25,000	25,000	25,000	25,000	25,000
105890-463154	F.A.R.M. CAFÉ	-	-	20,000	-	-
105890-463114	FOSCOE GRANDFATHER COMMUNITY CENTER	5,000	5,000	5,000	5,000	5,000
105890-463120	GREEN VALLEY COMMUNITY PARK	8,000	8,000	10,000	8,000	8,000
105890-463135	HOSPITALITY HOUSE	10,000	10,000	13,500	10,000	10,000
105890-463136	HOSPITALITY HOUSE - WeCAN	2,500	2,500	4,632	2,500	2,500
105890-463137	HUNGER COALITION	8,500	9,315	21,000	9,315	9,315
105890-469851	MEDIATION AND RESTORATIVE JUSTICE CTR	-	-	8,000	-	-
105890-463155	MEDIATION AND RESTORATIVE JUSTICE (LEAD)	-	-	29,500	-	-
105890-463139	MOUNTAIN ALLIANCE	10,000	10,000	17,000	10,000	10,000
105890-463140	OASIS	10,000	10,000	10,000	10,000	10,000
105890-463110	SOUTHERN APP. HISTORICAL ASSOC.	22,000	22,000	22,000	22,000	22,000
105890-463119	VALLE CRUCIS COMMUNITY PARK	15,000	15,000	20,000	15,000	15,000
105890-463153	VETERAN'S MEMORIAL	-	-	-	-	-
105890-463134	WAMY	2,500	2,500	10,000	2,500	2,500
105890-463104	WATAUGA COUNTY ARTS COUNCIL	8,800	8,800	12,000	8,800	8,800
105890-463109	WATAUGA OPPORTUNITIES	33,000	33,000	33,000	33,000	33,000
105890-463141	WYN	1,500	-	-	-	-
105890-469847	BLUE RIDGE RC&D COUNCIL, INC.	-	3,000	3,000	3,000	3,000
<b>TOTAL SPECIAL APPROPRIATIONS</b>		<b>213,800</b>	<b>213,615</b>	<b>550,832</b>	<b>238,615</b>	<b>238,615</b>
<b>OTHER OUTSIDE AGENCY APPROPRIATIONS</b>						
105890-469848	BLUE RIDGE MEDIATION - ABC FUNDS	23,000	23,000	22,000	22,000	22,000
105890-463147	BLUE RIDGE MEDIATION CTR. - JCPC MATCH	1,800	1,615	2,950	2,950	2,950
105890-463146	BLUE RIDGE MEDIATION CTR. - JCPC	5,990	5,375	9,833	9,833	9,833
105890-463150	CROSSNORE SCHOOL - JCPC MATCH	-	3,530	2,648	2,648	2,648
105890-463149	CROSSNORE SCHOOL - JCPC	-	11,770	8,827	8,827	8,827
105890-463152	MOUNTAIN ALLIANCE - JCPC MATCH	2,991	1,800	2,350	2,350	2,350
105890-463151	MOUNTAIN ALLIANCE - JCPC	9,969	6,000	7,833	7,833	7,833
105890-463148	JCPC TASK FORCE	4,500	1,500	1,000	1,000	1,000
105890-463142	PROJECT CHALLENGE - JCPC	46,301	46,390	43,542	43,542	43,542
105890-463143	PROJECT CHALLENGE - JCPC MATCH	13,892	13,920	13,063	13,063	13,063
105890-463124	WATAUGA COUNTY HUMANE SOCIETY	145,530	83,865	85,036	85,036	85,036
105890-463144	WYN - JCPC	47,525	43,250	43,250	43,250	43,250
105890-463145	WYN - JCPC MATCH	15,307	12,975	12,975	12,975	12,975
<b>TOTAL OTHER OUTSIDE AGENCY APPROPRIATIONS</b>		<b>316,805</b>	<b>254,990</b>	<b>255,307</b>	<b>255,307</b>	<b>255,307</b>
<b>PUBLIC SCHOOLS</b>						
105911-463000	ANNUAL APPROPRIATION	12,994,530	13,460,290	14,173,414	13,664,099	13,664,099
105911-463001	CURRENT CAPITAL OUTLAY	450,000	450,000	450,000	450,000	450,000
105911-469801	ED GRANT NATL. FOREST RECEIPTS	575	575	575	575	575
105911-499100	COLA CONTINGENCY	162,350	96,590	188,956	200,000	200,000
109800-498021	CAPITAL PROJECTS SET ASIDE	2,000,000	2,000,000	39,271,500	4,700,000	4,700,000
105911-4700XX	LOTTERY/ADM PROJECTS	1,354,325	1,070,293	300,000	300,000	300,000
<b>TOTAL PUBLIC SCHOOLS</b>		<b>16,961,780</b>	<b>17,077,748</b>	<b>54,384,445</b>	<b>19,314,674</b>	<b>19,314,674</b>



GL ACCOUNT #		BOARD	BOARD	DEPARTMENT	MANAGER	BOARD
		APPROVED	APPROVED	REQUESTED	RECOMMENDED	APPROVED
		FY 17-18	FY 18-19	FY 19-20		
<b>CALDWELL COMMUNITY COLLEGE &amp; TECHNICAL INSTITUTE</b>						
105921-463000	ANNUAL APPROPRIATION	874,895	900,250	950,279	950,279	950,279
105921-463001	CURRENT CAPITAL OUTLAY	50,000	50,000	50,000	50,000	50,000
105921-459001	SCHOOL CAPITAL OUTLAY - LONG TERM	-	302,075	-	-	-
<b>TOTAL CALDWELL COMM COLLEGE &amp; TECHNICAL INSTITUTE</b>		<b>924,895</b>	<b>1,252,325</b>	<b>1,000,279</b>	<b>1,000,279</b>	<b>1,000,279</b>
<b>LIBRARY</b>						
106110-469300	GENERAL APPROPRIATION	557,160	604,760	678,440	652,360	652,360
<b>TOTAL LIBRARY</b>		<b>557,160</b>	<b>604,760</b>	<b>678,440</b>	<b>652,360</b>	<b>652,360</b>
<b>RECREATION-ADMINISTRATION</b>						
106120-412100	SALARIES-REGULAR	168,461	175,860	178,855	178,855	178,855
106120-412600	SALARIES - PART TIME	-	-	34,793	34,793	34,793
106120-412801	CELLPHONE ALLOWANCE	480	480	480	480	480
106120-418100	SOCIAL SECURITY EXPENSE	15,030	14,070	17,695	17,695	17,695
106120-418200	LOCAL GOV'T RETIREMENT EXPENSE	12,030	14,070	16,034	16,034	16,034
106120-418300	HEALTH INSURANCE EXPENSE	28,800	30,000	34,500	34,500	34,500
106120-418600	WORKER'S COMPENSATION	2,345	2,285	3,010	3,010	3,010
106120-418900	OTHER FRINGE-401K	7,810	8,795	8,943	8,943	8,943
106120-418901	OTHER FRINGE-457	1,080	1,080	1,080	1,080	1,080
106120-421200	UNIFORMS	-	-	450	450	450
106120-425100	MOTOR FUELS & LUBRICANTS	1,800	1,800	1,800	1,800	1,800
106120-425200	TIRES	740	740	740	740	740
106120-426000	OFFICE SUPPLIES	7,000	7,000	8,850	8,850	8,850
106120-429000	OTHER SUPPLIES	6,000	6,000	7,447	7,447	7,447
106120-431200	TRAVEL - SUBSISTENCE	-	-	1,555	1,000	1,000
106120-432100	TELEPHONE SERVICE	2,150	2,150	2,150	2,150	2,150
106120-432500	POSTAGE	1,180	1,100	1,200	1,200	1,200
106120-434100	PRINTING	-	-	2,000	2,000	2,000
106120-435300	MAINTENANCE & REPAIR-VEHICLES	1,800	1,000	1,000	1,000	1,000
106120-437000	ADVERTISING	400	450	800	800	800
106120-439500	EMPLOYEE TRAINING	350	1,910	698	698	698
106120-443900	RENT-EQUIPMENT	880	880	4,213	4,213	4,213
106120-449100	DUES & SUBSCRIPTIONS	700	630	630	630	630
106120-449900	SENIOR GAMES	13,615	16,708	7,500	7,500	7,500
106120-449901	MEMBERSHIP BUDGET	-	-	8,333	8,333	8,333
106120-454000	CAPITAL OUTLAY-VEHICLES	23,480	22,100	-	-	-
<b>TOTAL RECREATION ADMINISTRATION</b>		<b>296,131</b>	<b>309,108</b>	<b>344,756</b>	<b>344,201</b>	<b>344,201</b>
<b>AQUATICS</b>						
106121-412100	SALARIES-REGULAR	91,170	94,885	76,316	76,316	76,316
106121-412600	SALARIES-PART-TIME	73,810	73,780	42,145	42,145	42,145
106121-418100	SOCIAL SECURITY EXPENSE	14,079	13,495	9,477	9,477	9,477
106121-418200	LOCAL GOV'T RETIREMENT EXPENSE	6,490	7,590	6,830	6,830	6,830
106121-418300	HEALTH INSURANCE EXPENSE	19,200	20,000	19,000	19,000	19,000
106121-418600	WORKER'S COMPENSATION	5,535	4,220	3,132	3,132	3,132
106121-418900	OTHER FRINGE-401K	4,215	4,745	3,816	3,816	3,816
106121-418901	OTHER FRINGE-457	720	720	720	720	720
106121-421200	UNIFORMS	600	600	-	-	-
106121-429000	OTHER SUPPLIES	12,650	12,650	10,786	10,786	10,786
106121-432100	TELEPHONE SERVICE	650	650	-	-	-
106121-439500	EMPLOYEE TRAINING	600	600	-	-	-
<b>TOTAL AQUATICS</b>		<b>229,719</b>	<b>233,935</b>	<b>172,222</b>	<b>172,222</b>	<b>172,222</b>

GL ACCOUNT #		BOARD	BOARD	DEPARTMENT	MANAGER	BOARD
		APPROVED	APPROVED	REQUESTED	RECOMMENDED	APPROVED
		FY 17-18	FY 18-19	FY 19-20		
<b>ATHLETICS</b>						
106125-412100	SALARIES-REGULAR	132,215	135,275	134,440	134,440	134,440
106125-412600	SALARIES-PART-TIME	22,000	25,000	33,270	26,000	26,000
106125-412601	SALARIES-OFFICIALS	60,000	65,000	73,088	70,000	70,000
106125-412801	CELLPHONE ALLOWANCE	1,440	1,440	1,440	1,440	1,440
106125-418100	SOCIAL SECURITY EXPENSE	17,953	18,025	19,264	18,435	18,435
106125-418200	LOCAL GOV'T RETIREMENT EXPENSE	9,685	10,825	12,032	12,032	12,032
106125-418300	HEALTH INSURANCE EXPENSE	28,800	30,000	34,500	34,500	34,500
106125-418600	WORKER'S COMPENSATION	7,275	4,730	7,465	7,144	7,144
106125-418900	OTHER FRINGE-401K	6,290	6,765	6,722	6,722	6,722
106125-418901	OTHER FRINGE-457	1,080	1,080	1,080	1,080	1,080
106125-429000	OTHER SUPPLIES	45,000	50,000	60,607	51,274	51,274
106125-429801	OTHER SUPPLIES-OFFICIALS	2,000	2,000	3,947	2,500	2,500
106125-429802	OTHER SUPPLIES-LITTLE LEAGUE	5,920	6,000	7,860	6,000	6,000
106125-429803	OTHER SUPPLIES-TENNIS	1,500	1,500	2,210	1,500	1,500
106125-431200	TRAVEL-SUBSISTENCE	1,250	1,000	1,000	600	600
106125-432100	TELEPHONE SERVICE-CC GYM	430	430	430	430	430
106125-434100	PRINTING	500	500	725	725	725
106125-439500	EMPLOYEE TRAINING	150	150	670	150	150
106125-443900	RENT-EQUIPMENT	4,200	4,200	4,200	4,200	4,200
106125-449900	MISC-COACH CERTIFICATION TRAIN	2,000	2,000	3,000	2,000	2,000
106125-451000	CAPITAL OUTLAY-FURNITURE & EQUIPMENT	-	3,400	-	-	-
106125-469508	CONTRACTED SERVICES-OFFICIALS	1,575	1,200	1,575	1,300	1,300
<b>TOTAL ATHLETICS</b>		<b>351,263</b>	<b>370,520</b>	<b>409,525</b>	<b>382,472</b>	<b>382,472</b>
<b>ARTS-SPECIAL POPULATIONS</b>						
106126-412100	SALARIES-REGULAR	59,343	61,885	63,059	63,059	63,059
106126-412600	SALARIES-PART-TIME	36,000	40,000	108,957	108,957	108,957
106126-412801	CELLPHONE ALLOWANCE	480	480	480	480	480
106126-418100	SOCIAL SECURITY EXPENSE	8,360	8,150	13,762	13,762	13,762
106126-418200	LOCAL GOV'T RETIREMENT EXPENSE	4,130	4,950	5,653	5,653	5,653
106126-418300	HEALTH INSURANCE EXPENSE	9,600	10,000	11,500	11,500	11,500
106126-418600	WORKER'S COMPENSATION	1,340	2,040	3,440	3,440	3,440
106126-418900	OTHER FRINGE-401K	2,680	3,095	3,153	3,153	3,153
106126-418901	OTHER FRINGE-457	360	360	360	360	360
106126-429000	OTHER SUPPLIES	3,960	3,460	7,934	7,934	7,934
106126-429805	OTHER SUPPLIES-SPECIAL POPS	840	840	840	840	840
106126-429806	OTHER SUPPLIES-HOLIDAY PROGRAM	700	800	800	800	800
106126-429807	OTHER SUPPLIES-SP.POPS ED.PROG	1,000	-	-	-	-
106126-431100	TRAVEL-MILEAGE	250	250	250	250	250
106126-431101	TRAVEL-CONTRACTED	2,000	2,000	2,800	2,800	2,800
106126-439500	EMPLOYEE TRAINING	120	650	475	475	475
106126-469509	CONTRACTED SERVICES-PROGRAMS	2,200	7,240	9,620	9,620	9,620
<b>TOTAL ARTS-SPECIAL POPULATIONS</b>		<b>133,363</b>	<b>146,200</b>	<b>233,082</b>	<b>233,082</b>	<b>233,082</b>

GL ACCOUNT #		BOARD APPROVED FY 17-18	BOARD APPROVED FY 18-19	DEPARTMENT REQUESTED	MANAGER RECOMMENDED FY 19-20	BOARD APPROVED
<b>FUN IN THE SUN CAMP</b>						
106128-412600	SALARIES-PART-TIME	52,000	57,500	39,080	39,080	39,080
106128-418100	SOCIAL SECURITY EXPENSE	4,160	4,600	3,126	3,126	3,126
106128-418600	WORKER'S COMPENSATION	1,820	2,300	1,563	1,563	1,563
106128-429000	OTHER SUPPLIES	2,500	2,500	2,500	2,500	2,500
106128-431100	TRAVEL-MILEAGE	250	250	250	250	250
106128-431101	TRAVEL-CONTRACTED	2,600	2,600	2,600	2,600	2,600
106128-439500	EMPLOYEE TRAINING	1,030	1,200	895	895	895
106128-469500	CONTRACTED SERVICES	2,655	6,200	4,680	4,680	4,680
<b>TOTAL FUN IN THE SUN CAMP</b>		<b>67,015</b>	<b>77,150</b>	<b>54,694</b>	<b>54,694</b>	<b>54,694</b>
<b>TRANSFER TO OTHER FUNDS</b>						
109800-498014	TRANSFER TO PUBLIC ASSISTANCE FUND	1,473,285	1,396,655	2,476,729	2,232,006	2,232,006
109800-498021	TRANSFER TO CAPITAL PROJECTS FUND	5,137,680	4,707,263	51,081,545	6,550,000	6,550,000
109800-498030	TRANSFER TO DEBT SERVICE	5,805,625	5,969,590	7,085,136	7,085,136	7,085,136
109800-498099	TRANSFER TO CAPITAL PROJECT	5,496,615	3,600,000	-	-	-
<b>TOTAL TRANSFER TO OTHER FUNDS</b>		<b>17,913,205</b>	<b>15,673,508</b>	<b>60,643,410</b>	<b>15,867,142</b>	<b>15,867,142</b>
<b>TOTAL GENERAL FUND EXPENDITURES</b>		<b>61,717,638</b>	<b>58,715,035</b>	<b>109,805,845</b>	<b>59,899,896</b>	<b>59,899,896</b>



GL ACCOUNT #	BOARD	BOARD	DEPARTMENT	MANAGER	BOARD
	APPROVED	APPROVED	REQUESTED	RECOMMENDED	APPROVED
	FY 17-18	FY 18-19	FY 19-20		

**PUBLIC ASSISTANCE FUND**

**REVENUES**

**PROGRAM REVENUES**

143300-343300	ADOPTION PROMOTION GRANT	-	(58,800)	-	-	-
143531-323000	ALLOCATIONS - FEDERAL & STATE	(2,578,700)	(2,792,515)	(2,638,876)	(2,638,876)	(2,638,876)
143541-323000	IV-E FOSTER CARE STANDARD & MAXIMUM	(401,850)	(405,653)	(572,439)	(572,439)	(572,439)
143541-323001	CHILD SUPPORT ENFORCEMENT INCENTIVES	(15,220)	(15,415)	(15,417)	(15,417)	(15,417)
143541-323002	CHILD SUPPORT APPLICATION FEES	(250)	(500)	(500)	(500)	(500)
143541-323003	CHILD SUPPORT SHARES/LEGAL FEES	(12,540)	(12,540)	(12,540)	(12,540)	(12,540)
143545-354515	DMA TRANSPORTATION	(116,000)	(10,000)	(10,000)	(10,000)	(10,000)
143547-323000	ADOPTION ASSISTANCE VENDOR PAYMENTS	(9,260)	(9,705)	(3,258)	(3,258)	(3,258)
143547-323001	STATE FOSTER CARE	(175,000)	(300,000)	(341,022)	(341,022)	(341,022)
143583-344080	YOUTH SERVICES-LINKS	(25,000)	(25,000)	(25,000)	(25,000)	(25,000)
143585-323000	TITLE XX & FSA DAYCARE	(615,144)	-	-	-	-
143585-323002	SMARTSTART DAYCARE	(141,776)	-	-	-	-
<b>TOTAL PROGRAM REVENUES</b>		<b>(4,090,740)</b>	<b>(3,630,128)</b>	<b>(3,619,052)</b>	<b>(3,619,052)</b>	<b>(3,619,052)</b>

**MISCELLANEOUS REVENUES**

143831-349114	INTEREST EARNED ON INVESTMENTS	(1,500)	(3,000)	(4,000)	(4,000)	(4,000)
143538-389000	HEALTH CHOICE APPLICATION FEES	(9,000)	(6,200)	(7,175)	(7,175)	(7,175)
143839-389001	CSE EXCESS CLIENT PAYMENTS	-	-	(100)	(100)	(100)
143839-35310x	DONATIONS	(10,700)	(11,900)	(10,500)	(10,500)	(10,500)
<b>TOTAL MISCELLANEOUS REVENUES</b>		<b>(21,200)</b>	<b>(21,100)</b>	<b>(21,775)</b>	<b>(21,775)</b>	<b>(21,775)</b>

**TRANSFER FROM OTHER FUNDS**

143980-398010	TRANSFER FROM GENERAL FUND	(1,473,285)	(1,396,655)	(2,476,729)	(2,232,006)	(2,232,006)
<b>TOTAL TRANSFER FROM OTHER FUNDS</b>		<b>(1,473,285)</b>	<b>(1,396,655)</b>	<b>(2,476,729)</b>	<b>(2,232,006)</b>	<b>(2,232,006)</b>

**FUND BALANCE APPROPRIATED**

143991-399100	FUND BALANCE APPROPRIATED	(334,678)	(530,408)	-	-	-
<b>TOTAL FUND BALANCE APPROPRIATED</b>		<b>(334,678)</b>	<b>(530,408)</b>	<b>-</b>	<b>-</b>	<b>-</b>

<b>TOTAL PUBLIC ASSISTANCE FUND REVENUES</b>		<b>(5,919,903)</b>	<b>(5,578,291)</b>	<b>(6,117,556)</b>	<b>(5,872,833)</b>	<b>(5,872,833)</b>
--	--	--------------------	--------------------	--------------------	--------------------	--------------------

GL ACCOUNT #		BOARD	BOARD	DEPARTMENT	MANAGER	BOARD
		APPROVED	APPROVED	REQUESTED	RECOMMENDED	APPROVED
		FY 17-18	FY 18-19	FY 19-20		
<b>EXPENDITURES</b>						
<b>ADMINISTRATION</b>						
145310-412100	SALARIES-REGULAR	1,910,040	2,039,705	2,226,999	2,070,028	2,070,028
145310-412101	SALARIES-ON CALL	5,570	5,570	5,570	5,570	5,570
145310-412600	SALARIES-PART-TIME	-	-	-	-	-
145310-418100	SOCIAL SECURITY EXPENSE	153,250	163,625	170,365	158,357	158,357
145310-418200	LOCAL GOV'T RETIREMENT EXPENSE	147,505	163,625	199,316	185,267	185,267
145310-418300	HEALTH INSURANCE EXPENSE	427,700	445,500	540,500	529,000	529,000
145310-418600	WORKER'S COMPENSATION	22,920	22,600	25,811	25,811	25,811
145310-418900	OTHER FRINGE-401K	95,500	102,265	111,350	103,501	103,501
145310-418901	OTHER FRINGE-457	16,020	16,020	16,920	16,560	16,560
145310-425100	MOTOR FUELS & LUBRICANTS	4,000	4,000	4,000	4,000	4,000
145310-425200	TIRES	750	750	750	750	750
145310-426000	OFFICE SUPPLIES	21,000	21,000	24,000	21,000	21,000
145310-431100	TRAVEL-MILEAGE	15,000	15,000	16,500	15,000	15,000
145310-431200	TRAVEL-SUBSISTENCE	4,500	4,500	7,500	4,500	4,500
145310-431300	CLIENT MEDICAL TRANSPORTATION	116,000	10,000	10,000	10,000	10,000
145310-432100	TELEPHONE SERVICE	14,000	14,000	15,000	15,000	15,000
145310-432500	POSTAGE	13,000	13,000	14,250	13,000	13,000
145310-435300	MAINTENANCE & REPAIR-VEHICLES	2,000	2,000	2,000	2,000	2,000
145310-437000	ADVERTISING	950	1,100	1,100	1,100	1,100
145310-439500	EMPLOYEE TRAINING	550	1,000	1,500	1,000	1,000
145310-439902	IN-HOME SERVICES	11,500	11,500	11,500	11,500	11,500
145310-442201	PC SOFTWARE & LICENSES	52,000	33,820	39,694	39,694	39,694
145310-443900	RENT-EQUIPMENT	1,000	1,000	1,500	1,500	1,500
145310-449100	DUES & SUBSCRIPTIONS	1,210	1,210	1,300	1,300	1,300
145310-449900	MISCELLANEOUS EXPENSE	6,000	4,550	10,386	4,550	4,550
145310-449902	FOSTER CHILDREN'S FUND	8,265	6,314	5,000	5,000	5,000
145310-449903	ADULT SERVICES FUND	3,175	3,542	500	500	500
145310-449904	CHILD PROTECTIVE SERVICES	6,650	5,595	5,000	5,000	5,000
145310-451000	CAPITAL OUTLAY - FURNITURE & EQUIPMENT	7,700	5,600	4,750	3,250	3,250
145310-454000	CAPITAL OUTLAY - VEHICLE	25,000	25,000	-	-	-
145310-467000	BOARD MEMBER FEES	1,000	1,000	1,400	1,000	1,000
145310-469101	PROFESSIONAL SERVICES - LEGAL	100,000	100,000	130,000	130,000	130,000
145310-469102	PROFESSIONAL SERVICES - ACCT RESEARCH	1,500	2,850	1,500	1,500	1,500
145310-469103	SUBSTANCE ABUSE TESTING	6,000	5,000	5,000	5,000	5,000
145310-469104	CSE CLIENT OVERPAYMENTS	-	1,200	-	-	-
145310-469105	ADULT PROTECTIVE SERVICE COURT FEES	2,500	2,000	2,000	2,000	2,000
145310-469106	CHILD PROTECTIVE SERVICES	6,000	6,000	6,000	6,000	6,000
145310-469107	PROFESSIONAL FEES - COMPLIANCE AUDIT	-	-	7,000	7,000	7,000
145310-469108	MEDICAID RECOUPMENT	-	-	25,000	-	-
145310-469500	FOOD STAMP & EBT FEES	5,075	5,230	4,666	4,666	4,666
145310-469505	JUVENILE DETENTION	7,500	6,500	6,000	6,000	6,000
<b>TOTAL ADMINISTRATION</b>		<b>3,222,330</b>	<b>3,273,171</b>	<b>3,661,627</b>	<b>3,416,904</b>	<b>3,416,904</b>

GL ACCOUNT #		BOARD	BOARD	DEPARTMENT	MANAGER	BOARD
		APPROVED	APPROVED	REQUESTED	RECOMMENDED	APPROVED
		FY 17-18	FY 18-19	FY 19-20		
<b>CHILD SUPPORT ENFORCEMENT</b>						
145370-412100	SALARIES - REGULAR	115,960	125,115	127,926	127,926	127,926
145370-418100	SOCIAL SECURITY EXPENSE	9,280	10,010	10,234	10,234	10,234
145370-418200	LOCAL GOV'T RETIREMENT EXPENSE	8,930	10,010	11,449	11,449	11,449
145370-418300	HEALTH INSURANCE EXPENSE	28,800	30,000	34,500	34,500	34,500
145370-418600	WORKER'S COMPENSATION	405	400	496	496	496
145370-418900	OTHER FRINGE-401K	5,795	6,255	6,396	6,396	6,396
145370-418901	OTHER FRINGE-457	1,080	1,080	1,080	1,080	1,080
145370-449901	COURT FEES	12,000	7,000	6,500	6,500	6,500
145370-469101	PROFESSIONAL SERVICES - LEGAL	20,300	19,000	25,000	25,000	25,000
145370-469102	SHERIFF'S FEES	2,300	1,750	1,800	1,800	1,800
145370-469500	CONTRACTED SERVICES	1,100	1,230	1,100	1,100	1,100
<b>TOTAL CHILD SUPPORT ENFORCEMENT</b>		<b>205,950</b>	<b>211,850</b>	<b>226,481</b>	<b>226,481</b>	<b>226,481</b>
<b>PROGRAM EXPENDITURES</b>						
145410-438800	CRISIS INTERVENTION PAYMENTS	173,610	215,180	180,963	180,963	180,963
145410-440000	WORK FIRST -MAINTENANCE OF EFFORT	25,000	25,000	25,000	25,000	25,000
145410-440001	WORK FIRST-EMERGENCY ASSISTANCE	16,000	16,000	16,000	16,000	16,000
145410-440002	LOW INCOME ENERGY ASST PROGRAM	173,610	215,180	180,963	180,963	180,963
145410-440003	IV-E FOSTER CARE BOARD PAYMENTS	500,000	504,000	703,212	703,212	703,212
145410-440005	FAMILY REUNIFICATION	14,980	25,795	16,274	16,274	16,274
145410-440006	ADOPTION PROMOTION FUNDS	2,288	58,800	-	-	-
145410-440100	SPECIAL ASSISTANCE - AGED & DISABLED	225,230	220,845	215,192	215,192	215,192
145410-440200	SPECIAL ASSISTANCE - BLIND	3,475	3,760	4,150	4,150	4,150
145410-440300	ADOPTION ASSISTANCE IV-E	51,985	51,900	47,771	47,771	47,771
145410-440301	ADOPTION ASSISTANCE IV-B	69,225	73,310	77,379	77,379	77,379
145410-440500	UNDOCUMENTED CLIENTS	67,800	25,000	25,000	25,000	25,000
145410-440800	STATE FOSTER CARE BOARD PAYMENTS	350,000	600,000	682,044	682,044	682,044
145410-440801	IV-E FOSTER CARE CLOTHING & OTHER	30,500	30,500	30,500	30,500	30,500
145410-440802	SPECIAL LINKS	25,000	25,000	25,000	25,000	25,000
145410-440803	ALLOCATED LINKS	6,000	3,000	-	-	-
145850-440900	TITLE XX & FSA DAYCARE	615,144	-	-	-	-
145850-440901	SMARTSTART	141,776	-	-	-	-
<b>TOTAL PROGRAM EXPENDITURES</b>		<b>2,491,623</b>	<b>2,093,270</b>	<b>2,229,448</b>	<b>2,229,448</b>	<b>2,229,448</b>
<b>TOTAL PUBLIC ASSISTANCE FUND EXPENDITURES</b>		<b>5,919,903</b>	<b>5,578,291</b>	<b>6,117,556</b>	<b>5,872,833</b>	<b>5,872,833</b>

GL ACCOUNT #		BOARD APPROVED FY 17-18	BOARD APPROVED FY 18-19	DEPARTMENT REQUESTED	MANAGER RECOMMENDED FY 19-20	BOARD APPROVED
<b>CAPITAL PROJECT FUND</b>						
<b>REVENUES</b>						
213980-398100	TRANSFER FROM GENERAL FUND	(5,137,680)	(5,224,303)	(51,081,545)	(6,550,000)	(6,550,000)
213991-399101	FUND BALANCE APPROPRIATION	(10,865,000)	(1,043,575)	(2,757,737)	(2,757,737)	(2,757,737)
<b>TOTAL REVENUES</b>		<b>(16,002,680)</b>	<b>(6,267,878)</b>	<b>(53,839,282)</b>	<b>(9,307,737)</b>	<b>(9,307,737)</b>
<b>EXPENDITURES</b>						
<b>TRANSFER TO OTHER FUNDS</b>						
219800-498010	TRANSFER TO GENERAL FUND	865,000	1,048,575	2,757,737	2,757,737	2,757,737
219800-498099	TRANSFER TO CAPITAL PROJECTS	10,000,000	-	-	-	-
<b>TOTAL TRANSFER TO OTHER FUNDS</b>		<b>10,865,000</b>	<b>1,048,575</b>	<b>2,757,737</b>	<b>2,757,737</b>	<b>2,757,737</b>
<b>FUTURE PROJECT FUNDING</b>						
219930-441700	ELECTIONS-VOTING MACHINES	-	-	94,240	-	-
219930-441101	FUTURE COUNTY FACILITIES	-	-	2,228,750	-	-
219930-441101	FACILITIES RENOVATIONS	-	-	726,500	-	-
219930-441401	EASTERN COMMUNITY CENTER	-	-	-	-	-
219930-441701	FACILITES MAINTENANCE	146,400	208,990	1,245,738	1,000,000	1,000,000
219930-443200	LAW ENFORCEMENT CENTER	-	-	138,000	-	-
219930-449210	ECONOMIC DEVELOPMENT COMMISSION	-	50,000	3,575,000	50,000	50,000
219930-459122	WATAUGA COUNTY SCHOOLS CIP	714,205	767,133	-	500,000	500,000
219930-459121	WATAUGA COUNTY SCHOOLS LONG TERM CIP	1,500,000	1,500,000	39,271,500	4,200,000	4,200,000
219930-459210	CALDWELL COMMUNITY COLLEGE	50,000	50,000	130,000	50,000	50,000
219930-461100	EMERGENCY COMMUNICATIONS	250,000	245,000	750,000	500,000	500,000
219930-461101	LIBRARY EXPANSION	-	-	318,780	-	-
219930-461200	COMMUNITY RECREATION FACILITIES	2,477,075	2,398,180	2,603,037	250,000	250,000
219930-461205	RECREATION RENOVATION/UPGRADES	-	-	-	-	-
<b>TOTAL FUTURE PROJECT FUNDING</b>		<b>5,137,680</b>	<b>5,219,303</b>	<b>51,081,545</b>	<b>6,550,000</b>	<b>6,550,000</b>
<b>TOTAL EXPENDITURES</b>		<b>16,002,680</b>	<b>6,267,878</b>	<b>53,839,282</b>	<b>9,307,737</b>	<b>9,307,737</b>

GL ACCOUNT #	BOARD	BOARD	DEPARTMENT	MANAGER	BOARD
	APPROVED	APPROVED	REQUESTED	RECOMMENDED	APPROVED
	FY 17-18	FY 18-19	FY 19-20		

**FEDERAL EQUITABLE SHARING FUND**

**REVENUES**

223317-343109	FEDERAL EQUITABLE SHARING FUNDS	-	-	-	-	-
223991-399101	FUND BALANCE APPROPRIATION	(6,250)	(3,320)	(8,700)	(8,700)	(8,700)
<b>TOTAL REVENUES</b>		<b>(6,250)</b>	<b>(3,320)</b>	<b>(8,700)</b>	<b>(8,700)</b>	<b>(8,700)</b>

**EXPENDITURES**

224310-439500	EMPLOYEE TRAINING	-	-	2,000	2,000	2,000
224310-444000	SERVICE & MAINTENANCE	6,250	3,320	3,500	3,500	3,500
224310-451000	CAPITAL OUTLAY - VEHICLES	-	-	3,200	3,200	3,200
<b>TOTAL EXPENDITURES</b>		<b>6,250</b>	<b>3,320</b>	<b>8,700</b>	<b>8,700</b>	<b>8,700</b>

**STATE SUBSTANCE ABUSE TAX FUND**

**REVENUES**

233317-343109	STATE RESTRICTED REVENUE	(30,000)	(32,000)	(35,000)	(25,000)	(25,000)
233317-349100	INTEREST EARNED	-	-	(100)	(100)	(100)
233991-399101	FUND BALANCE APPROPRIATION	(21,200)	(14,500)	(35,150)	(9,350)	(9,350)
<b>TOTAL REVENUES</b>		<b>(51,200)</b>	<b>(46,500)</b>	<b>(70,250)</b>	<b>(34,450)</b>	<b>(34,450)</b>

**EXPENDITURES**

234310-412801	CELLPHONE ALLOWANCE	5,250	5,250	5,250	5,250	5,250
234310-423800	UNDERCOVER DRUG PURCHASE	15,000	13,500	20,000	15,000	15,000
234310-429000	OTHER SUPPLIES	6,800	4,800	8,000	8,000	8,000
234310-429002	DRUG DOG EXPENSES	-	6,500	-	-	-
234310-431200	TRAVEL-SUBSISTENCE	700	2,200	1,500	700	700
234310-435200	MAINTENANCE & REPAIR EQUIPMENT	500	500	500	500	500
234310-435300	MAINTENANCE & REPAIR VEHICLE	9,950	8,000	8,000	-	-
234310-439500	EMPLOYEE TRAINING	1,500	500	2,000	-	-
234310-444000	SERVICE & MAINTENANCE CONTRACTS	2,900	2,850	3,000	3,000	3,000
234310-449100	DUES & SUBSCRIPTIONS	2,400	2,400	2,000	2,000	2,000
234310-451000	CAPITAL OUTLAY - EQUIPMENT	6,200	-	-	-	-
234310-454000	CAPITAL OUTLAY - VEHICLES	-	-	20,000	-	-
<b>TOTAL EXPENDITURES</b>		<b>51,200</b>	<b>46,500</b>	<b>70,250</b>	<b>34,450</b>	<b>34,450</b>

GL ACCOUNT #	BOARD	BOARD	DEPARTMENT	MANAGER	BOARD
	APPROVED	APPROVED	REQUESTED	RECOMMENDED	APPROVED
	FY 17-18	FY 18-19	FY 19-20		

**EMERGENCY TELEPHONE SURCHARGE FUND**

**REVENUES**

263255-360126	EMERGENCY TELEPHONE SURCHARGE	(369,150)	(326,565)	(314,311)	(314,311)	(314,311)
263991-399101	FUND BALANCE APPROPRIATION	-	-	(41,639)	(41,639)	(41,639)
263991-399102	CARRY FORWARD-PROJECTS IN PROCESS	-	-	-	-	-

<b>TOTAL REVENUES</b>		<b>(369,150)</b>	<b>(326,565)</b>	<b>(355,950)</b>	<b>(355,950)</b>	<b>(355,950)</b>
-----------------------	--	------------------	------------------	------------------	------------------	------------------

**EXPENDITURES**

264330-421000	IMPLEMENTAL FUNCTIONS	77,585	77,100	51,118	51,118	51,118
264330-422000	SOFTWARE	87,125	72,800	107,081	107,081	107,081
264330-423000	EMPLOYEE TRAINING	10,925	6,045	6,885	6,885	6,885
264330-424000	TELEPHONE	93,300	99,620	97,601	97,601	97,601
264330-425000	HARDWARE	95,215	71,000	84,790	84,790	84,790
264330-426000	FURNITURE	5,000	-	8,475	8,475	8,475

<b>TOTAL EXPENDITURES</b>		<b>369,150</b>	<b>326,565</b>	<b>355,950</b>	<b>355,950</b>	<b>355,950</b>
---------------------------	--	----------------	----------------	----------------	----------------	----------------

**FIRE SERVICE DISTRICT FUNDS**

**REVENUES**

243100-312000	PRIOR YEARS TAXES BOONE	(32,000)	(32,500)	(20,000)	(20,000)	(20,000)
243100-312001	PRIOR YEARS TAXES FOSCOE	(2,500)	(3,100)	(2,000)	(2,000)	(2,000)
243100-312005	PRIOR YEARS TAXES BEECH MTN	(100)	(100)	(100)	(100)	(100)
243100-312008	PRIOR YEARS TAXES SHAWNEEHAW	(500)	(500)	(300)	(300)	(300)
243100-318000	INTEREST ON DEL TAXES BOONE	(7,000)	(8,000)	(7,000)	(7,000)	(7,000)
243100-318001	INTEREST ON DEL TAXES FOSCOE	(600)	(900)	(800)	(800)	(800)
243100-318005	INTEREST ON DEL TAXES BEECH MTN	(75)	(100)	(100)	(100)	(100)
243100-318008	INTEREST ON DEL TAXES SHAWNEEHAW	(200)	(200)	(200)	(200)	(200)
243102-312100	CURRENT YEAR TAXES BOONE	(911,890)	(900,000)	(936,000)	(936,000)	(936,000)
243102-312101	CURRENT YEAR TAXES FOSCOE	(71,005)	(70,000)	(73,000)	(73,000)	(73,000)
243102-312105	CURRENT YEAR TAXES BEECH MTN	(1,545)	(1,600)	(1,750)	(1,750)	(1,750)
243102-312107	CURRENT YEAR TAXES COVE CREEK	(325)	(700)	(700)	(700)	(700)
243102-312108	CURRENT YEAR TAXES SHAWNEEHAW	(6,220)	(6,100)	(6,200)	(6,200)	(6,200)

<b>TOTAL REVENUES</b>		<b>(1,033,960)</b>	<b>(1,023,800)</b>	<b>(1,048,150)</b>	<b>(1,048,150)</b>	<b>(1,048,150)</b>
-----------------------	--	--------------------	--------------------	--------------------	--------------------	--------------------

**EXPENDITURES**

244340-469905	BOONE	950,890	940,500	963,000	963,000	963,000
244340-469901	FOSCOE	74,105	74,000	75,800	75,800	75,800
244340-469998	BEECH MTN	1,720	1,800	1,950	1,950	1,950
244340-469907	COVE CREEK	325	700	700	700	700
244340-469908	SHAWNEEHAW	6,920	6,800	6,700	6,700	6,700

<b>TOTAL EXPENDITURES</b>		<b>1,033,960</b>	<b>1,023,800</b>	<b>1,048,150</b>	<b>1,048,150</b>	<b>1,048,150</b>
---------------------------	--	------------------	------------------	------------------	------------------	------------------



GL ACCOUNT #	BOARD	BOARD	DEPARTMENT	MANAGER	BOARD
	APPROVED	APPROVED	REQUESTED	RECOMMENDED	APPROVED
	FY 17-18	FY 18-19	FY 19-20		

<b>FIRE DISTRICT FUNDS</b>
----------------------------

**REVENUES**

283100-311001	INTEREST ON TAXES FOSCOE	(3,500)	(3,500)	(3,000)	(3,000)	(3,000)
283100-311003	INTEREST ON TAXES FALL CREEK	(150)	(150)	(150)	(150)	(150)
283100-311004	INTEREST ON TAXES BEAVER DAM	(1,300)	(2,000)	(1,800)	(1,800)	(1,800)
283100-311005	INTEREST ON TAXES STEWART SIMMONS	(1,125)	(3,500)	(3,000)	(3,000)	(3,000)
283100-311006	INTEREST ON TAXES ZIONVILLE	(1,500)	(2,500)	(2,000)	(2,000)	(2,000)
283100-311007	INTEREST ON TAXES COVE CREEK	(4,000)	(4,000)	(3,500)	(3,500)	(3,500)
283100-311008	INTEREST ON TAXES SHAWNEEHAW	(500)	(2,500)	(2,000)	(2,000)	(2,000)
283100-311009	INTEREST ON TAXES MEAT CAMP	(1,800)	(1,800)	(3,500)	(3,500)	(3,500)
283100-311010	INTEREST ON TAXES DEEP GAP	(4,000)	(4,000)	(3,500)	(3,500)	(3,500)
283100-311011	INTEREST ON TAXES TODD	(800)	(850)	(850)	(850)	(850)
283100-311012	INTEREST ON TAXES BLOWING ROCK	(6,500)	(6,500)	(6,000)	(6,000)	(6,000)
283100-311019	INTEREST ON TAXES CRESTON	(300)	(300)	(300)	(300)	(300)
283100-312001	PRIOR YEARS TAXES FOSCOE	(11,000)	(11,500)	(10,000)	(10,000)	(10,000)
283100-312003	PRIOR YEARS TAXES FALL CREEK	(1,200)	(1,805)	(1,500)	(1,500)	(1,500)
283100-312004	PRIOR YEARS TAXES BEAVER DAM	(5,200)	(7,500)	(6,500)	(6,500)	(6,500)
283100-312005	PRIOR YEARS TAXES STEWART SIMMONS	(4,100)	(10,000)	(7,500)	(7,500)	(7,500)
283100-312006	PRIOR YEARS TAXES ZIONVILLE	(6,200)	(8,250)	(7,500)	(7,500)	(7,500)
283100-312007	PRIOR YEARS TAXES COVE CREEK	(15,500)	(16,250)	(15,000)	(15,000)	(15,000)
283100-312008	PRIOR YEARS TAXES SHAWNEEHAW	(3,500)	(5,500)	(4,500)	(4,500)	(4,500)
283100-312009	PRIOR YEARS TAXES MEAT CAMP	(10,000)	(10,000)	(8,500)	(8,500)	(8,500)
283100-312010	PRIOR YEARS TAXES DEEP GAP	(8,600)	(8,600)	(7,000)	(7,000)	(7,000)
283100-312011	PRIOR YEARS TAXES TODD	(2,400)	(2,900)	(2,000)	(2,000)	(2,000)
283100-312012	PRIOR YEARS TAXES BLOWING ROCK	(23,000)	(24,500)	(15,000)	(15,000)	(15,000)
283100-312019	PRIOR YEARS TAXES CRESTON	(900)	(900)	(900)	(900)	(900)
283102-312101	CURRENT YEAR TAXES FOSCOE	(464,445)	(470,000)	(480,000)	(480,000)	(480,000)
283102-312103	CURRENT YEAR TAXES FALL CREEK	(9,045)	(9,045)	(9,400)	(9,400)	(9,400)
283102-312104	CURRENT YEAR TAXES BEAVER DAM	(105,150)	(105,500)	(106,000)	(106,000)	(106,000)
283102-312105	CURRENT YEAR TAXES STEWART SIMMONS	(220,220)	(206,500)	(238,000)	(238,000)	(238,000)
283102-312106	CURRENT YEAR TAXES ZIONVILLE	(117,390)	(114,250)	(119,000)	(119,000)	(119,000)
283102-312107	CURRENT YEAR TAXES COVE CREEK	(239,720)	(239,750)	(246,000)	(246,000)	(246,000)
283102-312108	CURRENT YEAR TAXES SHAWNEEHAW	(96,520)	(97,000)	(100,800)	(100,800)	(100,800)
283102-312109	CURRENT YEAR TAXES MEAT CAMP	(216,120)	(208,200)	(216,000)	(216,000)	(216,000)
283102-312110	CURRENT YEAR TAXES DEEP GAP	(191,195)	(192,400)	(197,000)	(197,000)	(197,000)
283102-312111	CURRENT YEAR TAXES TODD	(63,180)	(63,250)	(63,000)	(63,000)	(63,000)
283102-312112	CURRENT YEAR TAXES BLOWING ROCK	(463,375)	(464,000)	(491,000)	(491,000)	(491,000)
283102-312119	CURRENT YEAR TAXES CRESTON	(5,710)	(5,700)	(4,600)	(4,600)	(4,600)
<b>TOTAL REVENUES</b>		<b>(2,309,145)</b>	<b>(2,314,900)</b>	<b>(2,386,300)</b>	<b>(2,386,300)</b>	<b>(2,386,300)</b>

**EXPENDITURES**

284340-469901	FOSCOE	478,945	485,000	493,000	493,000	493,000
284340-469903	FALL CREEK	10,395	11,000	11,050	11,050	11,050
284340-469904	BEAVER DAM	111,650	115,000	114,300	114,300	114,300
284340-469905	STEWART SIMMONS	225,445	220,000	248,500	248,500	248,500
284340-469906	ZIONVILLE	125,090	125,000	128,500	128,500	128,500
284340-469907	COVE CREEK	259,220	260,000	264,500	264,500	264,500
284340-469908	SHAWNEEHAW	100,520	105,000	107,300	107,300	107,300
284340-469909	MEAT CAMP	227,920	220,000	228,000	228,000	228,000
284340-469910	DEEP GAP	203,795	205,000	207,500	207,500	207,500
284340-469911	TODD	66,380	67,000	65,850	65,850	65,850
284340-469912	BLOWING ROCK	492,875	495,000	512,000	512,000	512,000
284340-469919	CRESTON	6,910	6,900	5,800	5,800	5,800
<b>TOTAL EXPENDITURES</b>		<b>2,309,145</b>	<b>2,314,900</b>	<b>2,386,300</b>	<b>2,386,300</b>	<b>2,386,300</b>



GL ACCOUNT #	BOARD APPROVED	BOARD APPROVED	DEPARTMENT REQUESTED	MANAGER RECOMMENDED	BOARD APPROVED
	FY 17-18	FY 18-19	FY 19-20		

**OCCUPANCY TAX FUND**

**REVENUES**

293270-312009	OCCUPANCY TAX	(1,650,000)	(1,500,000)	(1,575,000)	(1,575,000)	(1,575,000)
---------------	---------------	-------------	-------------	-------------	-------------	-------------

<b>TOTAL REVENUES</b>		<b>(1,650,000)</b>	<b>(1,500,000)</b>	<b>(1,575,000)</b>	<b>(1,575,000)</b>	<b>(1,575,000)</b>
-----------------------	--	--------------------	--------------------	--------------------	--------------------	--------------------

**EXPENDITURES**

294140-449900	ADMINISTRATIVE FEE-TAX COLLECTION	26,500	25,000	25,000	25,000	25,000
294140-469900	WATAUGA COUNTY DISTRICT U TDA	1,623,500	1,475,000	1,550,000	1,550,000	1,550,000

<b>TOTAL EXPENDITURES</b>		<b>1,650,000</b>	<b>1,500,000</b>	<b>1,575,000</b>	<b>1,575,000</b>	<b>1,575,000</b>
---------------------------	--	------------------	------------------	------------------	------------------	------------------

**DEBT SERVICE FUND**

**REVENUES**

303839-389000	FEDERAL INTEREST CREDIT ON QSCB LOAN	(20,880)	(13,920)	(9,000)	(9,000)	(9,000)
---------------	--------------------------------------	----------	----------	---------	---------	---------

303980-398100	TRANSFER FROM GENERAL FUND	(5,805,625)	(5,969,590)	(7,085,136)	(7,085,136)	(7,085,136)
---------------	----------------------------	-------------	-------------	-------------	-------------	-------------

<b>TOTAL REVENUES</b>		<b>(5,826,505)</b>	<b>(5,983,510)</b>	<b>(7,094,136)</b>	<b>(7,094,136)</b>	<b>(7,094,136)</b>
-----------------------	--	--------------------	--------------------	--------------------	--------------------	--------------------

**EXPENDITURES**

309100-471002	INTEREST-NEW HIGH SCHOOL	1,695,625	1,561,425	1,427,225	1,427,225	1,427,225
---------------	--------------------------	-----------	-----------	-----------	-----------	-----------

309100-472002	PRINCIPAL-NEW HIGH SCHOOL	3,355,000	3,355,000	3,350,000	3,350,000	3,350,000
---------------	---------------------------	-----------	-----------	-----------	-----------	-----------

309100-472101	PRINCIPAL-QSCB	129,028	129,028	129,027	129,027	129,027
---------------	----------------	---------	---------	---------	---------	---------

309100-472102	INTEREST-QSCB	22,451	14,967	7,484	7,484	7,484
---------------	---------------	--------	--------	-------	-------	-------

309100-473001	PRINCIPAL-ECONOMIC INCENTIVE	260,000	65,000	-	-	-
---------------	------------------------------	---------	--------	---	---	---

309100-474001	INTEREST-ECONOMIC INCENTIVE	13,518	966	-	-	-
---------------	-----------------------------	--------	-----	---	---	---

309100-475921	PRINCIPAL-LAW ENFORCEMENT CENTER	333,333	333,333	-	-	-
---------------	----------------------------------	---------	---------	---	---	---

309100-475922	INTEREST-LAW ENFORCEMENT CENTER	17,550	6,751	-	-	-
---------------	---------------------------------	--------	-------	---	---	---

309100-477001	INTEREST - COMMUNITY REC.CENTER	-	517,040	860,400	860,400	860,400
---------------	---------------------------------	---	---------	---------	---------	---------

309100-477002	PRINCIPAL-COMMUNITY REC. CENTER	-	-	1,320,000	1,320,000	1,320,000
---------------	---------------------------------	---	---	-----------	-----------	-----------

<b>TOTAL EXPENDITURES</b>		<b>5,826,505</b>	<b>5,983,510</b>	<b>7,094,136</b>	<b>7,094,136</b>	<b>7,094,136</b>
---------------------------	--	------------------	------------------	------------------	------------------	------------------

GL ACCOUNT #	BOARD	BOARD	DEPARTMENT	MANAGER	BOARD	
	APPROVED	APPROVED	REQUESTED	RECOMMENDED	APPROVED	
	FY 17-18	FY 18-19	FY 19-20			
<b>SOLID WASTE ENTERPRISE FUND</b>						
<b>REVENUES</b>						
<b>INTERGOVERNMENTAL REVENUES</b>						
663200-327500	SCRAP TIRE DISPOSAL TAX	(67,000)	(70,000)	(70,300)	(70,300)	(70,300)
663200-327600	WHITE GOODS DISPOSAL TAX	(16,000)	(20,000)	(22,750)	(22,750)	(22,750)
663200-327700	SOLID WASTE DISPOSAL TAX DISTRIBUTION	(25,000)	(27,000)	(27,150)	(27,150)	(27,150)
663300-347210	RECYCLING GRANT	-	-	-	-	-
663300-347220	RECYCLING GRANT	(10,000)	-	-	-	-
663300-374211	NC ELECTRONICS MANAGEMENT GRANT	(4,000)	(4,000)	(3,350)	(3,350)	(3,350)
663332-385501	GRANT MATCH-WATAUGA CO. SCHOOLS	(2,000)	-	-	-	-
<b>TOTAL INTERGOVERNMENTAL REVENUES</b>		<b>(124,000)</b>	<b>(121,000)</b>	<b>(123,550)</b>	<b>(123,550)</b>	<b>(123,550)</b>
<b>SERVICE REVENUES</b>						
663740-318001	SOLID WASTE TIPPING FEE INTEREST	(3,000)	(3,000)	(2,150)	(2,150)	(2,150)
663740-350000	SOLID WASTE TIPPING FEES	(1,750,000)	(1,900,000)	(2,386,754)	(2,386,754)	(2,386,754)
663740-350001	SOLID WASTE FEES-CURRENT YEAR	(2,475,000)	(2,500,000)	(2,533,875)	(2,533,875)	(2,533,875)
663740-350002	SOLID WASTE FEES-PRIOR YEARS	-	-	-	-	-
663740-350201	DUMPSTER PICK-UP SCHOOLS	(16,845)	(16,845)	(16,850)	(16,850)	(16,850)
663740-350300	SOLID WASTE FEES INTEREST	(15,000)	(20,000)	(22,850)	(22,850)	(22,850)
663740-381000	SALE OF RECYCLED SCRAP	(360,000)	(375,000)	(358,350)	(358,350)	(358,350)
663740-382000	SALE OF FIXED ASSETS	(45,000)	(35,000)	-	-	-
<b>TOTAL SERVICE REVENUES</b>		<b>(4,664,845)</b>	<b>(4,849,845)</b>	<b>(5,320,829)</b>	<b>(5,320,829)</b>	<b>(5,320,829)</b>
<b>MISCELLANEOUS REVENUES</b>						
663740-386000	RENTS	(1,200)	(1,200)	(1,200)	(1,200)	(1,200)
663831-349166	INTEREST ON INVESTMENTS	(15,000)	(35,000)	(35,650)	(35,650)	(35,650)
663839-389000	GAS TO ENERGY REBATES	(5,000)	(2,500)	(7,200)	(7,200)	(7,200)
663839-389004	MISCELLANEOUS	-	-	(1,050)	(1,050)	(1,050)
<b>TOTAL MISCELLANEOUS REVENUES</b>		<b>(21,200)</b>	<b>(38,700)</b>	<b>(45,100)</b>	<b>(45,100)</b>	<b>(45,100)</b>
<b>FUND BALANCE APPROPRIATED</b>						
663991-399100	FUND BALANCE APPROPRIATED	-	(120,520)	(1,200,000)	(1,200,000)	(1,200,000)
663991-399102	CARRY FORWARD-PROJECTS IN PROCESS	(32,225)	-	-	-	-
<b>TOTAL FUND BALANCE APPROPRIATED</b>		<b>(32,225)</b>	<b>(120,520)</b>	<b>(1,200,000)</b>	<b>(1,200,000)</b>	<b>(1,200,000)</b>
<b>TOTAL SOLID WASTE ENTERPRISE FUND REVENUES</b>		<b>(4,842,270)</b>	<b>(5,130,065)</b>	<b>(6,689,479)</b>	<b>(6,689,479)</b>	<b>(6,689,479)</b>

GL ACCOUNT #		BOARD	BOARD	DEPARTMENT	MANAGER	BOARD
		APPROVED	APPROVED	REQUESTED	RECOMMENDED	APPROVED
		FY 17-18	FY 18-19	FY 19-20		
<b>EXPENDITURES</b>						
<b>SOLID WASTE OPERATIONS</b>						
667420-412100	SALARIES-REGULAR	945,905	991,565	1,023,013	1,023,013	1,023,013
667420-412101	SALARIES-NON-REGULAR	25,000	27,000	9,873	9,873	9,873
667420-412801	CELLPHONE ALLOWANCE	960	480	1,208	1,208	1,208
667420-418100	SOCIAL SECURITY EXPENSE	77,675	81,485	79,016	79,016	79,016
667420-418200	LOCAL GOV'T RETIREMENT EXPENSE	72,835	79,325	91,560	91,560	91,560
667420-418300	HEALTH INSURANCE EXPENSE	171,000	201,500	207,000	207,000	207,000
667420-418400	RETIREE INSURANCE/OPEB	61,800	50,000	50,000	50,000	50,000
667420-418500	UNEMPLOYMENT CONTRIBUTIONS	3,000	3,000	3,000	3,000	3,000
667420-418600	WORKER'S COMPENSATION	52,420	40,745	51,151	51,151	51,151
667420-418900	OTHER FRINGE-401K	47,295	49,580	51,151	51,151	51,151
667420-418901	OTHER FRINGE-457	8,820	8,820	9,180	9,180	9,180
667420-421200	UNIFORMS	9,500	9,000	9,000	9,000	9,000
667420-425100	MOTOR FUELS & LUBRICANTS	100,000	85,000	85,000	85,000	85,000
667420-425200	TIRES	29,075	32,500	32,500	32,500	32,500
667420-426000	OFFICE SUPPLIES	3,200	3,500	3,600	3,600	3,600
667420-429000	OTHER SUPPLIES	35,000	34,700	32,500	32,500	32,500
667420-429001	RECYCLING SUPPLIES	-	-	-	-	-
667420-429004	CREDIT CARD ACCEPTANCE FEES	7,000	7,000	7,000	7,000	7,000
667420-431100	TRAVEL-MILEAGE	200	1,000	1,000	1,000	1,000
667420-431200	TRAVEL-SUBSISTENCE	1,000	600	1,243	1,243	1,243
667420-432100	TELEPHONE SERVICE	8,500	8,700	8,700	8,700	8,700
667420-432500	POSTAGE	3,000	3,000	3,500	3,500	3,500
667420-433100	UTILITIES-ELECTRICITY	35,000	35,000	35,853	35,853	35,853
667420-433300	UTILITIES-PROPANE	8,000	8,000	8,000	8,000	8,000
667420-433400	UTILITIES-WATER	11,000	11,000	11,000	11,000	11,000
667420-434100	PRINTING	750	750	1,115	1,115	1,115
667420-435100	MAINTENANCE & REPAIR-BUILDING	101,000	180,000	100,000	100,000	100,000
667420-435101	MAINTENANCE & REPAIR-GROUNDS	84,025	97,300	120,000	120,000	120,000
667420-435200	MAINTENANCE & REPAIR-EQUIPMENT	40,000	47,500	40,000	40,000	40,000
667420-435300	MAINTENANCE & REPAIR-VEHICLES	38,000	42,000	42,000	42,000	42,000
667420-435301	ONGOING GAS TO ENERGY COSTS	30,900	30,000	30,000	30,000	30,000
667420-437000	ADVERTISING	500	1,000	1,000	1,000	1,000
667420-439500	EMPLOYEE TRAINING	300	1,200	2,669	2,669	2,669
667420-441100	RENT - LAND	17,500	18,000	18,000	18,000	18,000
667420-444000	SERVICE & MAINTENANCE CONTRACTS	13,800	3,095	5,937	5,937	5,937
667420-445100	GENERAL PROPERTY & LIAB INSURANCE	21,000	18,000	18,000	18,000	18,000
667420-449900	MISCELLANEOUS EXPENSE	9,200	2,850	4,500	4,500	4,500
667420-449901	HAZARDOUS WASTE COLLECTION COSTS	45,000	40,000	40,000	40,000	40,000
667420-449902	MISCELLANEOUS SIGN EXPENSE	3,000	3,500	3,500	3,500	3,500
667420-449966	IT SUPPLIES & SUPPORT CONTRACTS	110,115	120,000	149,309	149,309	149,309
667420-451000	CAPITAL OUTLAY - FF&E	-	-	-	-	-
667420-454000	CAPITAL OUTLAY - VEHICLES	58,390	133,000	-	-	-
667420-455002	CAPITAL OUTLAY - OTHER EQUIPMENT	142,750	266,445	1,571,258	1,571,258	1,571,258
667420-458000	CAPITAL OUTLAY - BLDG IMPROVEMENT	-	-	6,000	6,000	6,000
667420-469199	PROFESSIONAL SERVICES-OTHER	60,000	60,000	105,000	105,000	105,000
667420-469566	CONTRACTED SERVICES-TIRE REMOVAL	45,000	60,000	60,000	60,000	60,000
667420-469567	CONTRACTED SERVICES-TUB GRINDER	110,000	100,000	100,000	100,000	100,000
667420-469568	CONTRACTED SERVICES-WASTE HAULING	1,819,970	1,900,000	2,200,000	2,200,000	2,200,000
667420-469569	NC SOLID WASTE SURCHARGE	105,000	110,000	111,000	111,000	111,000
<b>TOTAL SOLID WASTE OPERATIONS</b>		<b>4,573,385</b>	<b>5,007,140</b>	<b>6,544,336</b>	<b>6,544,336</b>	<b>6,544,336</b>

GL ACCOUNT #	BOARD	BOARD	DEPARTMENT	MANAGER	BOARD	
	APPROVED	APPROVED	REQUESTED	RECOMMENDED	APPROVED	
	FY 17-18	FY 18-19	FY 19-20			
<b>RECYCLING OPERATIONS</b>						
667421-412100	SALARIES-REGULAR	37,150	38,305	71,711	71,711	71,711
667421-418100	SOCIAL SECURITY EXPENSE	2,975	3,065	5,737	5,737	5,737
667421-418200	LOCAL GOV'T RETIREMENT EXPENSE	2,860	3,065	6,418	6,418	6,418
667421-418300	HEALTH INSURANCE EXPENSE	9,600	10,000	23,000	23,000	23,000
667421-418600	WORKER'S COMPENSATION	130	115	251	251	251
667421-418900	OTHER FRINGE-401K	1,860	1,915	3,586	3,586	3,586
667421-418901	OTHER FRINGE-457	360	360	1,440	1,440	1,440
667421-426000	OFFICE SUPPLIES	200	200	200	200	200
667421-429001	RECYCLING SUPPLIES	25,600	26,000	22,750	22,750	22,750
667421-429002	RECYCLING GRANT	-	-	-	-	-
667421-429003	ELECTRONICS RECYCLING	18,000	15,000	9,200	9,200	9,200
667421-431100	TRAVEL-MILEAGE	200	-	50	50	50
667421-431200	TRAVEL-SUBSISTENCE	600	-	50	50	50
667421-433100	UTILITIES - ELECTRICITY	-	-	-	-	-
667421-439500	EMPLOYEE TRAINING	350	-	500	500	500
667421-449900	MISC OTHER	-	-	250	250	250
667421-454000	CAPITAL OUTLAY - VEHICLES	157,000	-	-	-	-
667421-455002	CAPITAL OUTLAY - EQUIPMENT	12,000	24,900	-	-	-
<b>TOTAL RECYCLING OPERATIONS EXPENDITURES</b>		<b>268,885</b>	<b>122,925</b>	<b>145,143</b>	<b>145,143</b>	<b>145,143</b>
<b>TOTAL SOLID WASTE ENTERPRISE FUND EXPENDITURES</b>		<b>4,842,270</b>	<b>5,130,065</b>	<b>6,689,479</b>	<b>6,689,479</b>	<b>6,689,479</b>
<b>WATAUGA COUNTY NET BUDGET TOTAL</b>		<b>86,447,111</b>	<b>73,250,741</b>	<b>125,589,501</b>	<b>75,647,752</b>	<b>75,647,752</b>

**Watauga County  
Capital Improvement Program  
FY-2020**

**APPENDIX  
(Adopted)  
6/4/19**

<b>GENERAL FUND</b>	<b>Planning Year 2019-2020</b>	<b>Planning Year 2020-2021</b>	<b>Planning Year 2021-2022</b>	<b>Planning Year 2022-2023</b>	<b>Planning Year 2023-2024</b>	<b>Planning Year 2024-2025</b>	<b>TOTAL</b>
<b>GENERAL GOVERNMENT</b>							
Voting Machines	\$0	\$65,547	\$65,546	\$65,547	\$0	\$0	\$196,640
<b>PUBLIC BUILDINGS</b>							
Facilities Maintenance/Renovations	\$2,626,586	\$300,000	\$300,000	\$300,000	\$300,000	\$300,000	\$4,126,586
Future County Facilities	\$100,000	\$0	\$0	\$0	\$0	\$0	\$100,000
<b>PUBLIC SAFETY</b>							
LEC Future Expansion	\$0	\$100,000	\$100,000	\$100,000	\$100,000	\$100,000	\$500,000
Emergency Services and Communications	\$500,000	\$300,000	\$300,000	\$300,000	\$300,000	\$300,000	\$2,000,000
<b>ECONOMIC/PHYSICAL DEVELOPMENT</b>							
Commerce Park	\$50,000	\$50,000	\$50,000	\$50,000	\$50,000	\$50,000	\$300,000
Water and Sewer	\$0	\$0	\$0	\$0	\$0	\$0	\$0
Work Force Housing	\$0	\$0	\$0	\$0	\$0	\$0	\$0
<b>CULTURAL &amp; RECREATIONAL</b>							
Community Facilities	\$0	\$0	\$0	\$0	\$0	\$0	\$0
Future Facilities/Park Development	\$1,400,000	\$0	\$0	\$0	\$0	\$0	\$1,400,000
Facility Renovations and Upgrades	\$0	\$25,000	\$25,000	\$0	\$0	\$0	\$50,000
<b>EDUCATION</b>							
CCC&TI Campus Expansion	\$50,000	\$50,000	\$50,000	\$50,000	\$50,000	\$50,000	\$300,000
WC Schools - Future Needs	\$4,700,000	\$4,700,000	\$4,700,000	\$4,700,000	\$4,700,000	\$4,700,000	\$28,200,000
<b>TOTALS</b>	<b>\$9,426,586</b>	<b>\$5,525,000</b>	<b>\$5,525,000</b>	<b>\$5,500,000</b>	<b>\$5,500,000</b>	<b>\$5,500,000</b>	<b>\$36,976,586</b>



**Watauga County Adopted Budget  
Fiscal Year 2019-2020**

**Adopted June 4, 2019**