

**TENTATIVE AGENDA & MEETING NOTICE  
BOARD OF COUNTY COMMISSIONERS**

**TUESDAY, DECEMBER 18, 2018  
5:30 P.M.**

**WATAUGA COUNTY ADMINISTRATION BUILDING  
COMMISSIONERS' BOARD ROOM**

TIME	#	TOPIC	PRESENTER	PAGE
5:30	1	CALL REGULAR MEETING TO ORDER		
	2	APPROVAL OF MINUTES: December 3, 2018, Regular Meeting December 3, 2018, Closed Session		1
	3	APPROVAL OF THE DECEMBER 18, 2018, AGENDA		11
5:35	4	PRESENTATION OF FISCAL YEAR 2018 AUDIT	MR. DAN MULLINIX & MS. MISTY WATSON	13
5:40	5	CHILD FATALITY PREVENTION TEAM REPORT	MS. KELLY WELSH MS. JENNIFER GREENE	141
5:45	6	APPHEALTHCARE OPIOID REPORT	MS. JENNIFER GREENE MS. ELIZABETH KERLEY MS. MOLLIE MELLISHRENCKEN	151
5:50	7	CHILDREN'S COUNCIL PRESENTATION OF "IT TAKES A VILLAGE"	MS. CRYSTAL KELLY	167
5:55	8	BOARD OF ELECTIONS REQUEST FOR ADDITIONAL STAFF AND STORAGE	MR. MATT SNYDER	171
6:00	9	EMERGENCY SERVICES MATTERS A. Bid Award Request for Communications Truck B. Bid Award Request for Communications Netclocks	MR. WILL HOLT	173 183
6:05	10	TAX MATTERS A. Monthly Collections Report B. Refunds & Releases	MR. LARRY WARREN	187 189
6:10	11	OUT-OF-STATE TRAVEL REQUESTS	MR. STEPHEN POULOS	195
6:15	12	MISCELLANEOUS ADMINISTRATIVE MATTERS A. Boards and Commissions B. Announcements	MR. DERON GEOUQUE	201 207
6:20	13	PUBLIC COMMENT		208
7:20	14	BREAK		208
7:25	15	CLOSED SESSION Attorney/Client Matters – G. S. 143-318.11(a)(3)		208
7:45	16	ADJOURN		

**AGENDA ITEM 2:**

**APPROVAL OF MINUTES:**

December 3, 2018, Regular Meeting

December 3, 2018, Closed Session

**DRAFT****MINUTES****WATAUGA COUNTY BOARD OF COMMISSIONERS  
MONDAY, DECEMBER 3, 2018**

The Watauga County Board of Commissioners held a regular meeting, as scheduled, on Tuesday, December 3, 2018, at 8:30 A.M. in the Commissioners' Board Room of the Watauga County Administration Building, Boone, North Carolina.

PRESENT: John Welch, Chairman  
 Billy Kennedy, Vice-Chairman  
 Jimmy Hodges, Commissioner  
 Larry Turnbow, Commissioner  
 Perry Yates, Commissioner  
 Anthony di Santi, County Attorney  
 Deron Geouque, County Manager  
 Anita J. Fogle, Clerk to the Board

Chairman Welch called the meeting to order at 8:32 A.M.

Commissioner Hodges opened the meeting with a prayer and Commissioner Turnbow led the Pledge of Allegiance.

**APPROVAL OF MINUTES**

Chairman Welch called for additions and/or corrections to the November 20, 2018, regular meeting and closed session minutes.

Vice-Chairman Kennedy, seconded by Commissioner Turnbow, moved to approve the November 20, 2018, regular meeting minutes as amended.

VOTE: Aye-5  
 Nay-0

Vice-Chairman Kennedy, seconded by Commissioner Turnbow, moved to approve the November 20, 2018, closed session minutes as presented.

VOTE: Aye-5  
 Nay-0

**PRESENTATION OF PROCLAMATION TO COMMISSIONER JIMMY HODGES**

Chairman Welch read a Proclamation presented to Commissioner Jimmy Hodges by the Board of Commissioners honoring his service to the County.

## **RECESS MEETING FOR SWEARING IN OF NEW COMMISSIONERS**

At 8:39 A.M. Commissioner Yates, seconded by Commissioner Turnbow, moved to recess the meeting to allow for Commissioners-Elect Billy Kennedy, Larry Turnbow, and Charlie Wallin to take their oath of office.

VOTE: Aye-5  
Nay-0

## **RECONVENE**

County Manager Geouque reconvened the meeting at 8:49 A.M. in the Commissioners' Board Room with Commissioners Kennedy, Turnbow, Wallin, Welch, and Yates present.

## **BOARD ORGANIZATIONAL MATTERS**

### ***A. Election of Officers***

County Manager Geouque called for nominations for Chairman of the Watauga County Board of Commissioners.

Vice-Chairman Kennedy, seconded by Commissioner Yates, moved to nominate Commissioner Welch for Chairman.

VOTE: Aye-5  
Nay-0

The meeting was turned over to Chairman Welch.

Chairman Welch called for nominations for Vice-Chairman of the Watauga County Board of Commissioners.

Commissioner Turnbow, seconded by Commissioner Wallin, moved to nominate Commissioner Kennedy for Vice-Chairman.

VOTE: Aye-5  
Nay-0

### ***B. Staff Appointments***

Commissioner Turnbow, seconded by Commissioner Yates, moved to reappoint Deron Geouque as the County Manager.

VOTE: Aye-5  
Nay-0

Commissioner Turnbow, seconded by Commissioner Yates, moved to reappoint Anita Fogle as Clerk to the Board.

VOTE: Aye-5  
Nay-0



Commissioner Turnbow, seconded by Commissioner Yates, moved to reappoint both Monica Harrison and Tammy Adams as Substitute Clerks to the Board.

VOTE: Aye-5  
Nay-0

Vice-Chairman Kennedy, seconded by Commissioner Turnbow, moved to reappoint di Santi, Watson, Capua, Wilson, & Garrett as the Law Firm representing Watauga County as legal counsel for Watauga County.

VOTE: Aye-5  
Nay-0

Commissioner Turnbow, seconded by Vice-Chairman Kennedy, moved to reappoint di Santi, Watson, Capua, Wilson, & Garrett as the Law Firm representing as legal counsel for Watauga County Department of Social Services and the Child Support Enforcement Offices with rates to remain as current and authorized di Santi, Watson, Capua, Wilson, & Garrett to appoint another attorney, at the same rate, in the event their firm had a conflict of interest.

VOTE: Aye-5  
Nay-0

**C. Fidelity Bonds**

The following individual fidelity bonds were presented for approval:

<u>Position</u>	<u>Bond Amount</u>	<u>Statutory Requirement</u>
Finance Director	\$50,000	No less than \$50,000, per NCGS 159-29
Deputy Finance Director (County Manager)	\$50,000	
Tax Collector	\$50,000	Amount considered reasonable <small>by BCC, NCGS 105-349-c</small>
Register of Deeds	\$50,000	At least \$10,000 but no more than \$50,000, NCGS 161-4
Sheriff	\$25,000	Amount considered reasonable by BCC, but no more than \$25,000 max, NCGS 162-8

Commissioner Turnbow, seconded by Vice-Chairman Kennedy, moved to approve the individual fidelity bonds as presented.

VOTE: Aye-5  
Nay-0

**D. Commissioner Appointments to Boards & Commissions**

Chairman Welch presented the following Commissioner Board appointments for consideration:

Board/Commission	Member
Appalachian District Health Department	Yates
Appalachian Theatre Board of Trustees Ex-Officio Member	Wallin or Welch
AppalCART Authority	Wallin
Blue Ridge Resource Conservation & Development Area	Turnbow
Caldwell Community College & Technical Institute - Watauga Advisory Board	Welch
Children's Council	Turnbow
Child Protection Team	Kennedy
Cooperative Extension Advisory Leadership Board	Yates
Economic Development Commission (EDC)	Turnbow
Educational Planning Committee (2 appointees)	Wallin & Welch
EMS Advisory Committee	Yates
High Country Council of Governments Executive Board Rural Transportation Advisory Committee	Turnbow
Juvenile Crime Prevention Council (JCPC)	Welch
Humane Society	Turnbow
Library Board	Kennedy
Motor Vehicle Valuation Review Committee	Welch
New River Service Authority Board	Wallin
Northwest Regional Housing Authority (Ms. Pat Vines' term expires December 12, 2019)	
POA Advisory Committee (Home & Community Care Block Grant)	Yates
Sheriff's Office Liaison	Kennedy & Turnbow
Vaya County Commissioner Advisory Board	Wallin
Social Services Advisory Board	Wallin
Watauga County Fire Commission	Yates
Watauga County Personnel Advisory Committee	Welch
Watauga County Recreation Commission	Welch
Watauga Medical Center Board of Trustees	Kennedy
Watauga Opportunities, Inc.	Turnbow
Workforce Development Board (WDB)	Chairman

Vice-Chairman Kennedy, seconded by Commissioner Wallin, moved to accept the appointments as presented.

VOTE: Aye-5  
Nay-0

Each Commissioner nominates a representative to the Watauga County Planning Board and the Boone Rural Fire Protection Service District Board whose terms run concurrent with the term of the appointing Commissioner. Planning Board members must live within the appointing Commissioners District and action must be taken by the entire Board of Commissioners to make these appointments. Boone Rural Fire Service District Board members must own property and reside within that Fire Service District. These appointments will be made at a future meeting.

***E. Regular Meeting Schedule***

Chairman Welch stated that the Board of Commissioners' regular meetings were currently scheduled for the first Tuesday of each month at 8:30 A.M. and the third Tuesday of each month at 5:30 P.M.

Vice-Chairman Kennedy, seconded by Commissioner Yates, moved to retain the regular meeting schedule for the Watauga County Board of Commissioners as follows: the first Tuesday of each month at 8:30 A.M. and the third Tuesday of each month at 5:30 P.M.

VOTE: Aye-5  
Nay-0

**APPROVAL OF AGENDA**

Chairman Welch called for additions and/or corrections to the December 3, 2018, agenda.

Commissioner Turnbow, seconded by Vice-Chairman Kennedy, moved to approve the December 3, 2018, agenda as presented.

VOTE: Aye-5  
Nay-0

**SHERIFF'S OFFICE REQUESTED AWARD TO RETIRING OFFICER**

Sheriff Hagaman stated that Captain Jaska "Dee Dee" Rominger is retiring December 31, 2018. G.S. 20-187.2 allows governing bodies of a law enforcement agency to award a retiring member the service side arm at a price determined by the governing body. Law enforcement personnel may retire at age 55 with 25 years of credible service with full retirement benefits. The Sheriff requests that Captain Rominger's respective side arm and badge be awarded to her upon retirement and that the Board set the price of the side arm at \$1.

Commissioner Yates, seconded by Vice-Chairman Kennedy, moved to award Captain Rominger's side arm and badge to her upon retirement and to set the price of the side arm at \$1.00.

VOTE: Aye-5  
Nay-0

## **BUDGET AMENDMENTS**

Ms. Misty Watson, Finance Director, reviewed the following budget amendments:

Account #	Description	Debit	Credit
104199-449900	Miscellaneous Expense	\$550,000.00	
104199-499100	Contingency	\$202,041.00	
103991-399100	Fund Balance – Appropriated		\$752,041.00

The amendment allocates funds from appropriated fund balance to general administration for the purchase of 136 North Water Street; land acquisition previously approved by the Board.

493910-391002	Limited Obligation Bond Proceeds		\$18,490,000.00
493910-391003	Limited Obligation Bond Premium		\$1,723,276.55
496120-458000	Capital Outlay – Building and Improvements	\$20,213,276.55	

The amendment recognizes the limited obligation bond proceeds for the Community Recreation Center.

Vice-Chairman Kennedy, seconded by Commissioner Turnbow, moved to approve the budget amendments as presented by Ms. Watson.

VOTE: Aye-5  
Nay-0

## **MISCELLANEOUS ADMINISTRATIVE MATTERS**

### ***A. January's Meeting Schedule***

County Manager Geouque stated that the Board has traditionally cancelled one of the meetings in December or January depending on how the holidays have fallen. Due to where Christmas and New Year fall during the week, staff would recommend the Board cancel the first meeting in January as there would be insufficient time to prepare the Board packets. Historically, December and the first weeks in January have few issues requiring Board action.

Vice-Chairman Kennedy, seconded by Commissioner Wallin, moved to cancel the first meeting in January as presented by the County Manager.

VOTE: Aye-5  
Nay-0

### ***B. Appointment of the North Carolina Association of County Commissioners' (NCACC) Legislative Goals Conference Voting Delegate***

County Manager Geouque stated that the North Carolina Association of County Commissioners' (NCACC) Legislative Goals Conference is scheduled for January 10-11, 2019, in Wake County. Each county in attendance is required to select a voting member for the Conference. Submission of the voting delegate is due December 28, 2018.

Commissioner Turnbow, seconded by Commissioner Yates, moved to appoint Vice-Chairman Kennedy as the Watauga County voting delegate at the North Carolina Association of County Commissioners Legislative Goals Conference.

VOTE: Aye-5  
Nay-0

### ***C. Boards and Commissions***

County Manager Geouque shared the following appointments for consideration:

#### ***Board of Adjustment***

A Board of Adjustment term expires in November. The current member resides in the South Fork New River Watershed. If he is to be replaced, it is recommended that another resident of that area be appointed “if practicable”. A map of the area was presented showing where 3 watershed areas adjoin, creating essentially one single residency district.

County Manager Geouque stated that Mr. Lonnie Webster had expressed interest in serving on the Board of Adjustment and does reside in the South Fork New River Watershed. This is a second reading.

Commissioner Turnbow, seconded by Vice-Chairman Kennedy, moved to appoint Mr. Lonnie Webster to the Watauga County Board of Adjustment.

VOTE: Aye-5  
Nay-0

#### ***Watauga Medical Center Board of Trustees***

The Watauga Medical Center Board of Trustees has recommended Ms. Kim Miller, Mr. Kent Tarbutton, and Ms. Jan Winkler for re-appointment as Board Trustees. Each of their terms would be effective January 1, 2019, through December 31, 2021. These are second readings.

Chairman Welch tabled consideration of the Watauga Medical Center Board of Trustees until the December 18, 2018, Board meeting.

### ***D. Announcements***

County Manager Geouque announced the following:

- The High Country Council of Governments Legislative Breakfast planned for Wednesday, December 5, 2018 has been cancelled and will be rescheduled at a later date.
- The Annual County Christmas Luncheon, scheduled on Thursday, December 13, 2018, will be held at Dan’l Boone Inn from 11:45 A.M. to 2:00 P.M.
- The Essentials of County Government course will be held the following dates:

December 13-14, 2018	Durham
January 17-18, 2019	Asheville
January 31-February 1, 2019	Greenville

Additional information is included in your packet. If interested in attending, please notify Anita who will assist with your registration and accommodations.

- Ms. Diane Deal, Clerk of Court, and Ms. Amy Shook, Register of Deeds, invites you to join them and their staff for holiday goodies on Wednesday, December 12, from 12:30 – 2:30 P.M. The reception will be in the hallway between their offices.

### **PUBLIC COMMENT**

The following shared concerns regarding the closing of the Watauga County Parks and Recreation swimming pool in the Spring of 2019 for the construction of the new Community Recreation Center: Linda Stanley, Don Wood, Sandi Wells, Brenda Vaught, Marti Turlington, Erin Patterson, John L. Patterson, Barbie Fisher, Eri Ohashi, Cindy Brown Greer, Bekah Valentine, and Kim Chasteen.

### **CLOSED SESSION**

At 9:42 A.M., Commissioner Turnbow, seconded by Vice-Chairman Kennedy, moved to enter Closed Session to discuss Attorney/Client Matters, per G. S. 143-318.11(a)(3).

VOTE: Aye-5  
Nay-0

*[Clerk's Note: Commissioner Yates left the meeting during closed session, at 10:13 A.M., due to a prior commitment.]*

Vice-Chairman Kennedy, seconded by Commissioner Wallin, moved to resume the open meeting at 10:42 A.M.

VOTE: Aye-4(Welch, Kennedy, Turnbow, Wallin)  
Nay-0  
Absent-1(Yates)

### **ADJOURN**

Commissioner Turnbow, seconded by Commissioner Wallin, moved to adjourn the meeting at 10:42 A.M.

VOTE: Aye-4(Welch, Kennedy, Turnbow, Wallin)  
Nay-0  
Absent-1(Yates)

John Welch, Chairman

ATTEST:  
Anita J. Fogle, Clerk to the Board

Blank Page

**AGENDA ITEM 3:**

**APPROVAL OF THE DECEMBER 18, 2018, AGENDA**



Blank Page

## AGENDA ITEM 4:

### PRESENTATION OF FISCAL YEAR 2018 AUDIT

#### MANAGER'S COMMENTS:

Mr. Dan Mullinix, Gould Killian CPA Group, P.A., and Misty Watson, Finance Director, will present the Fiscal Year 2018 County audit. As will be evident by the audit, the County continues to remain financially strong with prudent, fiscally, and conservative management. Below are key financial highlights:

- ❖ The total assets of the County exceeded its liabilities at the close of the fiscal year by \$144,765,916.
- ❖ The County's unassigned fund balance for the general fund was \$20,137,429 at the end of the year, representing 39.4% of total General Fund expenditures. This is a decrease of \$1,967,136 in the unassigned fund balance from the previous year.
- ❖ The current year collection rate for property taxes was 98.83% which was a decrease from last year's 98.90%. The County is still above similar counties our size with an average of 98.06% for entities of similar populations in fiscal year 2016-17.
- ❖ **Outstanding debt principal decreased by \$4,077,361.** Total outstanding debt principal at June 30, 2018 is \$34,996,388. Watauga County's legal debt limit is \$696,471,530 so the County continues to be well below the state limits.
- ❖ S&P upgraded the County's credit rating to AA while affirming the County's stable outlook.

The audit is presented for information only; and therefore no action is required.

# Watauga County North Carolina

# AUDIT WRAP UP

November 30, 2018

The following communication was prepared as part of our audit, has consequential limitations, and is intended solely for the information and use of those charged with governance (e.g., Governing Board and Audit Committee) and, if appropriate, management of the Government and is not intended and should not be used by anyone other than these specified parties.





November 30, 2018

To the Board of County Commissioners  
Watauga County, North Carolina

Professional standards require us to communicate with you regarding matters related to the audit, that are, in our professional judgment, significant and relevant to your responsibilities in overseeing the financial reporting process. On June 12, 2018, we presented in the engagement letter an overview of our plan for the audit of the financial statements of the Watauga County (the County) as of and for the year ended June 30, 2018, including a summary of our overall objectives for the audit, and the nature, scope, and timing of the planned audit work.

This communication is intended to elaborate on the significant findings from our audit, including our views on the qualitative aspects of the County's accounting practices and policies, management's judgments and estimates, financial statement disclosures, and other required matters.

We are pleased to be of service to the County and look forward to meeting with you to discuss our audit findings, as well as other matters that may be of interest to you, and to answer any questions you might have.

Respectfully,

*Gould Killian CPA Group, P.A.*

Asheville, North Carolina

---

# Discussion Outline

	<b>Page</b>
Status of Our Audit .....	1
Results of Our Audit .....	2
Internal Control over Financial Reporting.....	3
Other Required Communications .....	4
Independence Communication.....	5
Significant Accounting & Reporting Matters .....	5

---

# Status of Our Audit

We have completed our audit of the financial statements as of and for the year ended June 30, 2018. Our audit was conducted in accordance with auditing standards generally accepted in the United States of America and *Government Auditing Standards*. This audit of the financial statements does not relieve management or those charged with governance of their responsibilities.

- The objective of our audit was to obtain reasonable - not absolute - assurance about whether the financial statements are free from material misstatements.
- The scope of the work performed was substantially the same as that described to you in our earlier audit planning communications.
- We have issued an unmodified opinion on the financial statements and released our report dated November 30, 2018.
- Our responsibility for other information in documents contained in the County's audited financial statements (e.g. management's discussion and analysis, budgetary comparisons, schedules of pension amounts) does not extend beyond the financial information identified in the audit report, and we are not required to perform procedures to corroborate such other information. However, in accordance with professional standards, we have read the information included by the County and considered whether such information, or the manner of its presentation, was materially inconsistent with its presentation in the financial statements. Our responsibility also includes calling to management's attention any information that we believe is a material misstatement of fact. We have not identified any material inconsistencies or concluded there are any material misstatements of facts in the other information that management has chosen not to correct.
- All records and information requested by us were freely available for our inspection.
- Management's cooperation was excellent. We received full access to all information that we requested while performing our audit, and we acknowledge the full cooperation extended to us by all levels Watauga County's personnel throughout the course of our work.

# Results of Our Audit

## QUALITATIVE ASPECTS OF ACCOUNTING PRACTICES

The following summarizes the more significant required communications related to our audit concerning the County's accounting practices, policies, and estimates:

The County's significant accounting practices and policies are those included in Note 1 to the financial statements. These accounting practices and policies are appropriate, comply with generally accepted accounting principles and industry practice, were consistently applied, and are adequately described within Note 1 to the financial statements.

- A summary of recently issued accounting pronouncements is included in the Significant Accounting and Reporting Matters section of this report.
- The County implemented GASB No. 75 for the year ended June 30, 2018. The implementation of this statement required the County to begin reporting the net other postemployment benefit (OPEB) liability and related deferrals for the retiree health benefits offered by the County. The notes to the financial statements describe the effects of implementation in greater detail.
- We noted no transactions entered into by the County during the fiscal year for which there is a lack of authoritative guidance or consensus. All significant transactions have been recognized in the financial statements in the proper period.

Significant estimates are those that require management's most difficult, subjective, or complex judgments, often as a result of the need to make estimates about the effects of matters that are inherently uncertain.

### Significant accounting estimates include:

Depreciation methods as described in the Notes to the financial statements

Allowances for uncollectible receivables, which are based upon management's judgments and the aging of receivables that may be uncollectible

Pension obligations, which are based on actuarial assumptions and methods, as well as the allocation of the overall plan data between the plan participants

Other post-employment benefits obligations, which are based on actuarial assumptions and methods

Liability for landfill post-closure care liabilities, which are based on estimates of future costs

- Management did not make any significant changes to the processes or significant assumptions used to develop the significant accounting estimates in FY 2018.

The financial statement disclosures are neutral, consistent, and clear.

## CORRECTED AND UNCORRECTED MISSTATEMENTS

We had one proposed adjustment that we consider to be a material audit adjustment. These are adjustments that would have materially misstated the financial statements if not caught and corrected by us during the audit. A list of those audit adjustments proposed is available upon request. This adjustment pertained to recording closure/post-closure liabilities in the Solid Waste Fund in the amount of \$900,000 in accordance with GAAP.

There were also a small number of uncorrected misstatements (or passed adjustments). These passed adjustments were related to an overstatement of the compensated absence liability. We concur with management's assessment that the effects of not recording these adjustments are, both individually and in the aggregate, immaterial to the financial statements taken as a whole, considering both qualitative and quantitative factors. The proposed adjustments do not potentially cause future-period financial statements to be materially misstated.

# Internal Control over Financial Reporting

In planning and performing our audit of the financial statements, we considered Watauga County's internal control over financial reporting (internal control) as a basis for designing our auditing procedures for the purpose of expressing our opinion on the financial statements, but not for the purpose of expressing an opinion on the effectiveness of the County's internal control. Accordingly, we do not express an opinion on the effectiveness of the County's internal control.

Our consideration of internal control was for the limited purpose described above and was not designed to identify all deficiencies in internal control that might be significant deficiencies or material weaknesses.

We are required to communicate, in writing, to those charged with governance all material weaknesses and significant deficiencies that have been identified in the County's internal controls over financial reporting. The definitions of control deficiency, significant deficiency and material weakness follow:

Category	Definition
<b>Deficiency in Internal Control</b>	A deficiency in internal control exists when the design or operation of a control does not allow management or employees, in the normal course of performing their assigned functions, to prevent, or detect and correct misstatements on a timely basis.
<b>Significant Deficiency</b>	A deficiency or combination of deficiencies in internal control that is less severe than a material weakness, yet important enough to merit attention by those charged with governance.
<b>Material Weakness</b>	A deficiency or combination of deficiencies in internal control, such that there is a reasonable possibility that a material misstatement of the Government's financial statements will not be prevented, or detected and corrected on a timely basis.

In conjunction with our audit, we noted the following:

- The following material weakness was identified:

Material Weakness	Comments
<b>Material Adjustments:</b> Material adjustments to beginning fund balance were required to fairly present the financial statements in accordance with GAAP.	The County's financial reporting process should prevent material misstatements in the financial statements. As a result of our audit, we detected a material misstatement from a prior period, which was then corrected by management. We discovered that the County did not accrue the landfill closure/post-closure liability. This finding is discussed in the County's financial statements on page 100.



## Other Required Communications

Following is a summary of other required items, along with specific discussion points as they pertain to the County:

Requirement	Discussion Points
Significant changes to planned audit strategy or significant risks initially identified	There were no significant changes to the planned audit strategy or significant risks initially identified and previously communicated to those charged with governance.
Obtain information from those charged with governance relevant to the audit	There were no matters noted relevant to the audit, including, but not limited to: violations or possible violations of laws or regulations; risk of material misstatements, including fraud risks; or tips or complaints regarding the Government's financial reporting that we were made aware of as a result of our inquiry of those charged with governance.
If applicable, nature and extent of specialized skills or knowledge needed related to significant risks	There were no specialized skills or knowledge needed, outside of the core engagement team, to perform the planned audit procedures or evaluate audit results related to significant risks.
Consultations with other accountants	We are not aware of any consultations about accounting or auditing matters between management and other independent public accountants. Nor are we aware of opinions obtained by management from other independent public accountants on the application of generally accepted accounting principles.
Disagreements with management	There were no disagreements with management about matters, whether or not satisfactorily resolved, that individually or in aggregate could be significant to the Government's financial statements or to our auditor's report.
Significant difficulties encountered during the audit	There were no significant difficulties encountered during the audit.
If applicable, other matters significant to the oversight of the Government's financial reporting process, including complaints or concerns regarding accounting or auditing matters	There are no other matters that we consider significant to the oversight of the Government's financial reporting process that have not been previously communicated.
Representations requested from management	Please refer to the management representation letter obtained from management.

---

## Independence Communication

Our engagement letter to you dated June 12, 2018 describes our responsibilities in accordance with professional standards with regard to independence and the performance of our services. This letter also stipulates the responsibilities of the County with respect to independence as agreed to by the County. Please refer to that letter for further information.

---

## Significant Accounting & Reporting Matters

The Governmental Accounting Standards Board (GASB) has recently issued several new standards which may have a significant effect on the County's future financial reporting.

The most impactful new standards for Watauga County are:

- GASB No. 74 "Financial Reporting for Postemployment Benefit Plans Other than Pension Plans" and GASB No. 75 "Accounting and Financial Reporting for Postemployment Benefits Other Than Pensions" -- The new standards relating to Other Postemployment Benefits (OPEB) parallel the recently implemented pension standards. The new GASB statements will require a liability for OPEB obligations, known as the net OPEB liability, to be recognized on the statements on net position and an OPEB expense will be recognized in the statement of activities on the government-wide statements and enterprise fund statements. Previously this amount has only been reported in the footnotes and Required Supplementary Information. GASB No. 74, which applies to the plan, is effective for years ending June 30, 2018 and GASB No. 75, which applies to the employer, is effective for years ending June 30, 2018.

Other recently issued statements are as follows:

- GASB No. 77 "Tax Abatement Disclosures" -- Certain tax abatement economic incentive arrangements will require disclosure in governments' financial statements, effective for years ending December 31, 2016.
  - GASB No. 78 "Pensions Provided through Certain Multiple-Employer Defined Benefit Pension Plans" -- This statement Amends the scope and applicability of GASB No. 68 to exclude certain pension plans that are not a state or local government plan, effective for years ending December 31, 2015.
  - GASB No. 80 "Blending Requirements for Certain Component Units -- An Amendment of GASB Statement No. 14" -- Not-for-profit component units meeting certain criteria are now required to be reported as blended component units, effective for years ending June 30, 2018.
  - GASB No. 81 "Irrevocable Split-Interest Agreements" -- Improvements were made in accounting and reporting for irrevocable split-interest agreements when a government is the beneficiary of the agreement, effective for years ending December 31, 2018.
  - GASB No. 82 "Pension Issues - An Amendment of GASB Statements No. 67, No. 68, and No. 73" -- This statement provides clarification of certain issues that were raised during implementations of statements No. 67, No. 68, and No. 73, and certain provisions are effective for years ending June 30, 2018 and some will go into effect based on the pension liability's measurement date.
-



**WATAUGA COUNTY, NORTH CAROLINA**

**FINANCIAL STATEMENTS**

**FOR THE FISCAL YEAR ENDED JUNE 30, 2018**



## WATAUGA COUNTY, NORTH CAROLINA

### BOARD OF COUNTY COMMISSIONERS

John Welch, Chairman

Billy Kennedy, Vice Chairman

Larry Turnbow

Jimmy Hodges

Perry Yates

### COUNTY OFFICIALS

Deron T. Geouque

County Manager

Misty Watson

Finance Director

**Watauga County, North Carolina**  
Table of Contents  
June 30, 2018

		<u>Page</u>
	<b>Independent Auditor's Report</b>	1-3
	<b>Management's Discussion and Analysis</b>	4-10
	<b>Basic Financial Statements:</b>	
	<b>Government-wide Financial Statements:</b>	
<u>Exhibit</u>		
A	Statement of Net Position	11
B	Statement of Activities	12-13
	<b>Fund Financial Statements:</b>	
C	Balance Sheet - Governmental Funds and Reconciliation of the Governmental Funds Balance Sheet to the Statement of Net Position	14
D-1	Statement of Revenues, Expenditures, and Changes in Fund Balances - Governmental Funds	15
D-2	Reconciliation of the Statement of Revenues, Expenditures and Changes in Fund Balances of Governmental Funds to the Statement of Activities	16
E	Statement of Revenues, Expenditures, and Changes in Fund Balances - Budget and Actual - General Fund	17
F	Statement of Net Position - Proprietary Fund	18
G	Statement of Revenues, Expenses, and Changes in Fund Net Position - Proprietary Fund	19
H	Statement of Cash Flows - Proprietary Fund	20
I	Statement of Fiduciary Net Position - Fiduciary Funds	21
J	Statement of Changes in Fiduciary Net Position - Fiduciary Funds	22
	<b>Notes to the Financial Statements</b>	23-58
	<b>Required Supplemental Financial Data:</b>	
<u>Schedule</u>		
1	Schedule of Changes in the Net Pension Liability-Law Enforcement Officers' Special Separation Allowance Irrevocable Trust (LEOSSA)	59
2	Schedule of the Net Pension Liability (LEOSSA)	60
3	Schedule of County's Contributions (LEOSSA)	61
4	Schedule of Changes in the OPEB Liability and Related Ratios (OPEB)	62
5	Schedule of County's Contributions (OPEB)	63
6	Schedule of Investment Returns (OPEB)	64

**Watauga County, North Carolina**

## Table of Contents

June 30, 2018

7	Schedule of County's Proportionate Share of Net Pension Liability (Asset) (LGERS)	65
8	Schedule of County's Contributions (LGERS)	66
9	Schedule of County's Proportionate Share of Net Pension Liability (Asset) (RODSPF)	67
10	Schedule of County's Contributions (RODSPF)	68

**Combining and Individual Fund Schedules:****Schedule**

1	Schedule of Revenues, Expenditures, and Changes in Fund Balance - General Fund - Budget and Actual	69-73
2	Schedule of Revenues, Expenditures, and Changes in Fund Balance - Capital Projects Fund - Budget and Actual	74
3	Schedule of Revenues, Expenditures, and Changes in Fund Balance - Recreation Center Project Fund - Budget and Actual	75
4	Combining Balance Sheets - Nonmajor Governmental Funds	76
5	Schedule of Revenues, Expenditures, and Changes in Fund Balances - Nonmajor Governmental Funds	77

**Schedules of Revenues, Expenditures, and Changes in Fund Balances - Budget and Actual:**

6	Federal Equitable Sharing Fund	78
7	State Substance Abuse Tax Fund	79
8	Emergency Telephone System Fund	80
9	Fire District Funds	81
10	Occupancy Tax Fund	82
11	Solid Waste Fund	83
12	Combining Schedule of Fiduciary Net Position - Pension Trust Funds	84
13	Combining Schedule of Changes in Fiduciary Net Position - Pension Trust Funds	85
14	Combining Schedule of Changes in Assets and Liabilities - Agency Funds	86

**Other Schedules:**

15	Schedule of Ad Valorem Taxes Receivable	87
16	Analysis of Current Tax Levy - County-Wide Levy	88
17-A	Secondary Market Disclosures	89
17-B	Ten Largest Taxpayers	90
18	Analysis of Current Tax Levy - Fire Districts	91

**Compliance Section:**

Reporting on Compliance and Internal Control over Financial Reporting Based on an Audit of Financial Statements Performed in Accordance with <i>Government Auditing Standards</i>	92-93
Report on Compliance with Requirements Applicable to Each Major Federal Program and Internal Control over Compliance in Accordance with OMB Uniform Guidance and the State Single Audit Implementation Act	94-95
Report on Compliance with Requirements Applicable to Each Major State Program and Internal Control over Compliance in Accordance with OMB Uniform Guidance and the State Single Audit Implementation Act	96-97
Schedule of Findings and Questioned Costs	98-103
Corrective Action Plan	104
Schedule of Prior Year Findings	105
Schedule of Expenditures of Federal and State Awards	106-108

## FINANCIAL SECTION





## *Independent Auditors' Report*

Board of Commissioners  
Watauga County, North Carolina

### **Report on the Financial Statements**

We have audited the accompanying financial statements of the governmental activities, the business-type activities, each major fund, and the aggregate remaining fund information of Watauga County, North Carolina, as of and for the year ended June 30, 2018, and the related notes to the financial statements, which collectively comprise the County's basic financial statements as listed in the table of contents.

### **Management's Responsibility for the Financial Statements**

Management is responsible for the preparation and fair presentation of these financial statements in accordance with accounting principles generally accepted in the United States of America; this includes the design, implementation, and maintenance of internal control relevant to the preparation and fair presentation of financial statements that are free from material misstatement, whether due to fraud or error.

### **Auditors' Responsibility**

Our responsibility is to express opinions on these financial statements based on our audit. We did not audit the financial statements of AppalCART. Those financial statements were audited by other auditors whose report has been furnished to us, and our opinion, insofar as it relates to the amounts included for AppalCART, is based solely on the report of the other auditors. We conducted our audit in accordance with auditing standards generally accepted in the United States of America and the standards applicable to financial audits contained in *Government Auditing Standards*, issued by the Comptroller General of the United States. Those standards require that we plan and perform the audit to obtain reasonable assurance about whether the financial statements are free from material misstatement. The financial statements of the Watauga County District U Tourism Development Authority were not audited in accordance with *Government Auditing Standards*.

An audit involves performing procedures to obtain audit evidence about the amounts and disclosures in the financial statements. The procedures selected depend on the auditors' judgment, including the assessment of the risk of material misstatement of the financial statements, whether due to fraud or error. In making those risk assessments, the auditor considers internal control relevant to the entity's preparation and fair presentation of the financial statements in order to design audit procedures that are appropriate in the circumstances, but not for the purpose of expressing an opinion on the effectiveness of the entity's internal control. Accordingly, we express no such opinion. An audit also includes evaluating the appropriateness of accounting policies used and the reasonableness of significant accounting estimates made by management, as well as evaluating the overall presentation of the financial statements.

We believe that the audit evidence we have obtained is sufficient and appropriate to provide a basis for our audit opinions.

## **Opinions**

In our opinion, based on our audit, the financial statements referred to above present fairly, in all material respects, the respective financial position of the governmental activities, the business-type activities, each major fund, and the aggregate remaining fund information of Watauga County, North Carolina, as of June 30, 2018, and the respective changes in financial position and cash flows, where applicable, thereof and the budgetary comparison for the general fund for the year then ended in accordance with accounting principles generally accepted in the United States of America.

## **Other Matters**

### *Required Supplementary Information*

Accounting principles generally accepted in the United States of America require that the Management's Discussion and Analysis on pages 4-10, the Law Enforcement Officers' Special Separation Allowance Irrevocable Trust's Schedules of the Changes in the Net Pension Liability, Net Pension Liability, and County's Contributions, on page 59 through 61, respectively, the Other Post Employment Benefits Schedules of Funding Progress, Changes in Net OPEB Liability and Related Ratios, County's Contributions, and Investment Returns on pages 62 through 64, respectively, the Local Government Employees' Retirement System's Schedules of the Proportionate Share of the Net Pension Liability and County's Contributions, on pages 65 through 66, respectively, and the Register of Deeds' Supplemental Pension Fund Schedule of the County's Proportionate Share of Net Pension Asset and County's Contributions, on pages 67 through 68, respectively, be presented to supplement the basic financial statements. Such information, although not a part of the basic financial statements, is required by the Governmental Accounting Standards Board, who considers it to be an essential part of financial reporting for placing the basic financial statements in an appropriate operational, economic, or historical context. We have applied certain limited procedures to the required supplementary information in accordance with auditing standards generally accepted in the United States of America, which consisted of inquiries of management about the methods of preparing the information and comparing the information for consistency with management's responses to our inquiries, the basic financial statements, and other knowledge we obtained during our audit of the basic financial statements. We do not express an opinion or provide any assurance on the information because the limited procedures do not provide us with sufficient evidence to express an opinion or provide any assurance.

### *Supplementary and Other Information*

Our audit was conducted for the purpose of forming opinions on the financial statements that collectively comprise the basic financial statements of Watauga County, North Carolina. The combining and individual fund statements, budgetary schedules, other schedules, as well as the accompanying Schedule of Expenditures of Federal and State Awards as required by Title 2 *U.S. Code of Federal Regulations (CFR) Part 200, Uniform Administration Requirements, Cost Principles, and Audit Requirements for Federal Awards* are presented for purposes of additional analysis and are not a required part of the basic financial statements.

The combining and individual fund financial statements, budgetary schedules, other schedules, and the schedule of expenditures of federal and state awards are the responsibility of management and were derived from and relate directly to the underlying accounting and other records used to prepare the basic financial statements. Such information has been subjected to the auditing procedures applied in the audit

of the basic financial statements and certain additional procedures, including comparing and reconciling such information directly to the underlying accounting and other records used to prepare the basic financial statements or to the basic financial statements themselves, and other additional procedures in accordance with auditing standards generally accepted in the United States of America. In our opinion, the combining and individual fund financial statements, budgetary schedules, other schedules, and the schedule of expenditures of federal and state awards are fairly stated, in all material respects, in relation to the basic financial statements taken as a whole.

**Other Reporting Required by *Government Auditing Standards***

In accordance with *Government Auditing Standards*, we have also issued our report dated November 30, 2018, on our consideration of Watauga County's internal control over financial reporting and on our tests of its compliance with certain provisions of laws, regulations, contracts, and grant agreements and other matters. The purpose of the report is to describe the scope of our testing of internal control over financial reporting and compliance and the results of that testing, and not to provide an opinion on internal control over financial reporting or on compliance. Accordingly, we express no opinion. That report is an integral part of an audit performed in accordance with *Government Auditing Standards* in considering Watauga County's internal control over financial reporting and compliance.

*David Killian CPA Group, P.A.*

Asheville, North Carolina  
November 30, 2018

# MANAGEMENT'S DISCUSSION AND ANALYSIS

## Watauga County

Year Ended June 30, 2018

As management of Watauga County, we offer readers of Watauga County's financial statements this narrative overview and analysis of the financial activities of the County for the fiscal year ended June 30, 2018. We encourage users to read the information presented here in conjunction with additional information we have furnished in the County's financial statements and notes which follow this narrative.

### Financial Highlights

- The assets and deferred outflows of the County exceeded its liabilities and deferred inflows at the close of the fiscal year by \$144,765,916.
- The County's total net position increased by \$3,182,994 primarily due to an increase in cash assets from revenues, particularly sales tax, exceeding budget projections and a reduction in outstanding liabilities coupled with operating expenditures below expected levels.
- The County's unassigned fund balance for the General Fund was \$20,137,429 at the end of the year, representing 39.4% of total General Fund expenditures. This is a decrease of \$1,967,136 in unassigned fund balance over the previous year.
- Total County debt decreased by \$4,077,361 in outstanding principal.
- Remodel completed for Winklers Creek Facility.
- The old Watauga High School was sold.
- The County began a project to build a new recreation and community center that has been in the making for more than 3 decades.
- S&P Global Ratings upgraded the County's credit rating to AA while affirming the County's stable outlook.
- For the fourth year, the County was able to allocate funds to the Capital Projects Fund as part of the original budget ordinance denoting a continued rebound from the recession.
- The fiscal year 2016-17 increase in unassigned fund balance of \$496,615 was appropriated for the Capital Project Fund for the Community Recreation Center.

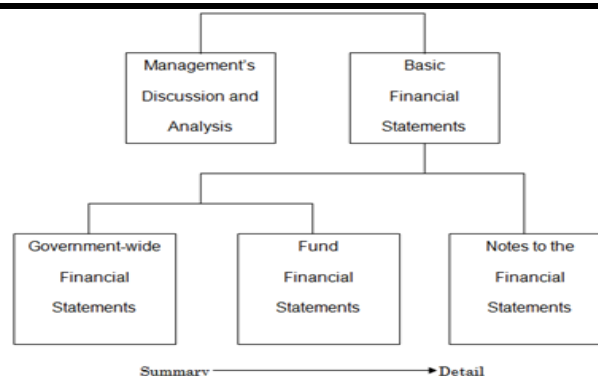
### Overview of the Financial Statements

This discussion and analysis is intended to serve as an introduction to Watauga County's basic financial statements. The County's basic financial statements consist of three components, 1) government-wide financial statements, 2) fund financial statements, and 3) notes to the financial statements.

The basic financial statements present two different views of the County's finances through the use of government-wide statements and fund financial statements. In addition to the basic financial statements, this report contains other supplemental information that will enhance the reader's understanding of the financial condition of Watauga County.

#### Required Components of Annual Financial Report

Figure 1



## Basic Financial Statements

---

The first two statements (Exhibits A and B) in the basic financial statements are the **Government-wide Financial Statements**. They provide both short and long-term information about the County's financial status.

The next statements (Exhibits C through J) are **Fund Financial Statements**. These statements focus on the activities of the individual parts of the County's government. These statements provide more detail than the government-wide statements. There are four parts to the fund financial statements: 1) the governmental fund statements, 2) the budgetary comparison statements 3) the proprietary fund statements and 4) the fiduciary fund statements.

The next sections of the basic financial statements are the **notes**. The notes to the financial statements explain in detail some of the data contained in those statements. Directly following the notes is the **supplemental information**. This section first contains **required supplemental information** about the County's pension plans and the other postemployment benefits plan, followed by additional **supplemental information**. This **supplemental information** is provided to show details about the County's individual funds. Budgetary information required by the General Statutes also can be found in this part of the statements.

## Government-wide Financial Statements

---

The government-wide financial statements are designed to provide the reader with a broad overview of the County's finances, similar in format to a financial statement of a private-sector business. The government-wide statements provide short and long-term information about the County's financial status as a whole.

The two government-wide statements report the County's net position and how the net position has changed. Net position is the difference between the County's total assets and deferred outflows of resources and total liabilities and deferred inflows of resources. Measuring net position is one way to gauge the County's financial condition.

Government-wide financial statements may be divided into as many as three categories: 1) governmental activities, 2) business-type activities, and 3) component units. The governmental activities include most of the County's basic services such as public safety, parks and recreation, and general administration. Property taxes and state and federal grant funds finance most of these activities. The business-type activities are those that the County charges customers to provide. This includes solid waste services offered by Watauga County. The final category is the component units. AppalCART is a separate governmental entity, which operates a transportation authority in Watauga County. Watauga County Board of Commissioners appoints the eight member governing body. Watauga County provides some financial support and AppalCART is financially accountable to the County. The Watauga County District U Tourism Development Authority (TDA) is a separate governmental entity created to administer occupancy tax funds collected to promote tourism in the County. The seven voting members of the Authority Board are appointed by the County Board of Commissioners.

## Fund Financial Statements

---

The fund financial statements provide a more detailed look at the County's most significant activities. A fund is a grouping of related accounts that is used to maintain control over resources that have been segregated for specific activities or objectives. Watauga County, like all governmental entities in North Carolina, uses fund accounting to ensure and reflect compliance (or non-compliance) with finance-related legal requirements, such as the General Statutes or the County's budget ordinance. All County funds can be divided into three categories: governmental funds, proprietary funds, and fiduciary funds.

**Governmental Funds** – Governmental funds are used to account for those functions reported as governmental activities in the government-wide financial statements. Most of the County's activities are accounted for in governmental funds. These funds focus on how assets can readily be converted into cash flow in and out, and what monies are left at year-end that will be available for spending in the next year. Governmental funds are reported using an accounting method called modified accrual accounting which focuses on current financial resources. As a result, the governmental fund financial statements give the reader a detailed short-term view that helps him or her determine if there are more or less financial resources available to finance the County's programs. The relationship between governmental activities (reported in the Statement of Net Position and the Statement of Activities) and governmental funds is described in a reconciliation that is a part of the fund financial statements.

The County adopts an annual budget for its General Fund, as required by the General Statutes. The budget is a legally adopted document that incorporates input from the citizens of the County, the management of the County, and the decisions of the Board about which services to provide and how to pay for them. It also authorizes the County to obtain funds from identified sources to finance these current period activities. The budgetary statement provided for the General Fund demonstrates how well the

## MANAGEMENT'S DISCUSSION AND ANALYSIS

County complied with the budget ordinance and whether or not the County succeeded in providing the services as planned when the budget was adopted. The budgetary comparison statement uses the budgetary basis of accounting and is presented using the same format, language, and classifications as the legal budget document. The statement shows three columns: 1) the final budget as amended by the board, 2) the actual resources, charges to appropriations, and ending balances in the General Fund, and 3) the difference or variance between the final budget and the actual resources and charges. To account for the difference between the budgetary basis of accounting and the modified accrual basis, a reconciliation showing the differences in the reported activities is shown at the end of the budgetary statement.

**Proprietary Funds** - Watauga County has one proprietary fund, the Solid Waste Fund. Enterprise funds are used to report the same functions presented as business-like activities in the government-wide financial statements. Watauga County uses enterprise funds to account for its solid waste operations. This fund is the same as those separate activities shown in the business-type activities in the Statement of Net Position and Statement of Activities.

**Fiduciary Funds** - Fiduciary funds are used to account for resources held for the benefit of parties outside of the government. Watauga County has eight fiduciary funds, two of which are pension trust funds and the other six are agency funds.

**Notes to the Financial Statements** – The notes provide additional information that is essential to a full understanding of the data provided in the government-wide and fund financial statements. The notes to the financial statements start on page 23 of this report.

**Other Information** – In addition to the basic financial statements and accompanying notes, this report includes certain required supplementary information concerning Watauga County's progress in funding its obligation to provide pension benefits to its employees and other postemployment benefits. Required supplementary information can be found beginning on page 59 of this report.

## Government-Wide Financial Analysis

### Watauga County's Net Position

Figure 2

	Governmental		Business-type		Total	
	Activities		Activities			
	2018	2017	2018	2017	2018	2017
Current and other assets	\$ 67,193,251	\$ 43,310,596	\$ 7,422,214	\$ 6,643,633	\$ 74,615,465	\$ 49,954,229
Net capital assets	111,474,245	136,446,126	4,705,609	4,670,528	116,179,854	141,116,654
Total assets	178,667,496	179,756,722	12,127,823	11,314,161	190,795,319	191,070,883
Total deferred outflows of resources	2,483,358	3,167,654	237,049	256,830	2,720,407	3,424,484
Long-term liabilities outstanding	43,855,222	47,608,306	1,377,857	417,416	45,233,079	48,025,722
Other liabilities	2,296,133	1,737,982	287,341	178,014	2,583,474	1,915,996
Total liabilities	46,151,355	49,346,288	1,665,198	595,430	47,816,553	49,941,718
Total deferred inflows of resources	899,934	170,612	33,323	10,489	933,257	181,101
Net position:						
Net investment in capital assets	73,483,517	97,759,460	4,705,609	4,670,528	78,189,126	102,429,988
Restricted	6,439,806	4,940,118	-	-	6,439,806	4,940,118
Unrestricted	54,176,242	30,707,898	5,960,742	6,294,544	60,136,984	37,002,442
Total net position	\$ 134,099,565	\$ 133,407,476	\$ 10,666,351	\$ 10,965,072	\$ 144,765,916	\$ 144,372,548

As noted earlier, net position may serve over time as one useful indicator of a government's financial condition. The assets of the County exceeded liabilities by \$144,765,916 at June 30, 2018. The County's net position increased by a total of \$3,182,994 for the fiscal year. Net position is reported in three categories: Net investment in capital assets of \$78,189,126 restricted net position of \$6,439,806; and unrestricted net position of \$60,136,984.



## MANAGEMENT'S DISCUSSION AND ANALYSIS

The net investment in capital assets is defined as the County's investment in County owned capital assets (e.g. land, buildings, automotive equipment, office and other equipment), less any related debt still outstanding that was issued to acquire those items. The County uses these assets to provide services to citizens; consequently, these assets are not available for future spending. Although the County's investment in its capital assets is reported net of the outstanding debt, the resources needed to repay that debt must be provided by other sources, since the capital assets cannot be used to liquidate these liabilities. At June 30, 2018, the increase in this category of net position correlates to reduced outstanding debt along with increased capital assets.

Another category of net position is restricted net position. This represents resources that are subject to external restrictions on how they may be used. The County has restricted assets due to statutory requirements for Register of Deeds Automation Enhancement Funds, Tax Revaluation, and Stabilization by State Statutes. Special revenues funds and Register of Deeds pension assets account for the balance of the restricted net position.

The final category of net position is unrestricted net position. This balance may be used to meet the government's ongoing obligations to citizens and creditors. Several particular aspects of the County's financial operations affected the reporting of total unrestricted net position:

- Higher current cash and cash equivalent assets;
- Reductions in outstanding liabilities from debt principal paid;

### Watauga County Changes in Net Position

Figure 3

	Governmental Activities		Business-type Activities		Total	
	2018	2017	2018	2017	2018	2017
<b>Revenues</b>						
Program revenues:						
Charges for services	\$ 2,305,329	\$ 2,247,060	\$ 4,970,636	\$ 5,095,113	\$ 7,275,965	\$ 7,342,173
Operating grants and contributions	4,386,375	4,926,797	156,093	127,665	4,542,468	5,054,462
Capital grants	468,801	709,247	-	23,164	468,801	732,411
General revenues:						
Property taxes	35,747,188	31,550,915	-	-	35,747,188	31,550,915
Other taxes	14,749,663	14,168,225	-	-	14,749,663	14,168,225
Grant and contributions not restricted to specific programs	3,813,637	3,519,960	-	-	3,813,637	3,519,960
Other	549,545	298,180	82,688	45,785	632,233	343,965
Sale of capital assets	(215,248)	-	-	-	(215,248)	-
Total revenues	61,805,290	57,420,384	5,209,417	5,291,727	67,014,707	62,712,111
<b>Expenses</b>						
General government	10,229,602	10,673,241	-	-	10,229,602	10,673,241
Public safety	14,449,460	12,753,441	-	-	14,449,460	12,753,441
Transportation	225,389	225,389	-	-	225,389	225,389
Economic & physical development	630,501	555,579	-	-	630,501	555,579
Environment protection	368,964	349,278	-	-	368,964	349,278
Humans services	7,033,720	7,371,576	-	-	7,033,720	7,371,576
Cultural and recreation	2,060,674	1,893,257	-	-	2,060,674	1,893,257
Education	15,497,221	14,871,985	-	-	15,497,221	14,871,985
Interest on long-term debt	1,408,358	1,575,990	-	-	1,408,358	1,575,990
Solid Waste	-	-	4,229,372	4,354,380	4,229,372	4,354,380
Total expenses	51,903,889	50,269,736	4,229,372	4,354,380	56,133,261	54,624,116
Increase in net position before special items	9,901,401	7,150,648	980,045	937,347	10,881,446	8,087,995
Special item – loss on sale of old Watauga High School	(7,698,452)	-	-	-	(7,698,452)	-
Increase in net position after special items	2,202,949	7,150,648	980,045	937,347	3,182,994	8,087,995
Net position, beginning, previously reported	133,407,476	126,256,828	10,965,072	10,027,725	144,372,548	136,284,553
Restatement	(1,510,860)	-	(1,278,766)	-	(2,789,626)	-
Net position, beginning, restated	131,896,616	126,256,828	9,686,306	10,027,725	141,582,922	136,284,553
Net position, ending	134,099,565	133,407,476	10,666,351	\$10,965,072	144,765,916	144,372,548



## MANAGEMENT'S DISCUSSION AND ANALYSIS

---

**Governmental activities:** Governmental activities increased the County's net position by \$2,202,949, thereby accounting for 69.2% of the total growth in the net position of Watauga County. Key elements of this increase are as follows:

- Sales tax increases due to the improved economic factors particularly in the tourism industry, resulted in revenues above projection;
- Continued high property tax collections at a rate of 98.83% for the current fiscal year;
- Close monitoring of expenditures throughout the year with actual expenditures below budget.

**Business-type activities:** Business-type activities increased Watauga County's net position by \$980,045, 30.8%. Key elements of this increase are as follows:

- Revenues in excess of projections for sale of recycled materials due to market pricing higher than expected;
- Revenues for solid waste fees were above projections due to higher volume of collections than anticipated;
- Contracted increases in the waste hauling contract were below projected increase.

### Financial Analysis of the County's Funds

---

Watauga County uses fund accounting to ensure and demonstrate compliance with finance-related legal and accounting requirements.

**Governmental Funds** – The focus of Watauga County's governmental funds is to provide information on near-term inflows, outflows, and balances of usable resources. Such information is useful in assessing the County's financing requirements. Specifically, fund balance available for appropriation can be a useful measure of a government's net resources available for spending at the end of the fiscal year.

The General Fund is the chief operating fund of the County. At the end of the current fiscal year, the unassigned fund balance of the General Fund decreased to \$20,137,429 while total fund balance decreased to \$26,385,661. As a measure of the General Fund's liquidity, it may be useful to compare both unassigned fund balance and total fund balance to total fund expenditures. Unassigned fund balance represents 39.4 percent of total General Fund expenditures, while total fund balance represents 51.6 percent of that same amount.

**General Fund Budgetary Highlights** - During the fiscal year, the County revised the budget on several occasions. Generally, budget amendments fall into one of three categories: 1) amendments made to adjust the estimates that are used to prepare the original budget ordinance once more exact information is available; 2) amendments made to recognize new funding amounts from external sources, such as Federal and State grants; and 3) increases in appropriations that become necessary to maintain services. Total amendments to the General Fund increased revenues, transfers and expenditures by \$10,884,422 with approximately \$6,518,685 of the amendments related to appropriations of fund balance. Of this amount, \$5.5 million was set aside for the recreation center project, \$214,205 for unused school lottery projects, \$639,004 for carried forward projects and the balance was used for additional capital needs. Within the remaining fund balance amendments of \$4,365,757, \$234,324 was for school lottery projects, \$2.8 million for the purchase of land, \$2.8 million for the sale of the old Watauga High School, \$652,000 for additional intergovernmental revenues recognized or awarded, and the remaining for various expenditures including completion of projects. The actual operating revenues for the General Fund were \$960,759 more than the budgeted amount. Actual operating expenses were less than budgeted by \$4,388,631.

**Proprietary Funds** - Watauga County's proprietary fund is used to provide information on the solid waste enterprise. Unrestricted net position of the Solid Waste Fund at the end of the fiscal year amounted to \$5,960,742. The total increase in proprietary net position was \$980,045.

## MANAGEMENT'S DISCUSSION AND ANALYSIS

### Capital Asset and Debt Administration

**Capital Assets:** Watauga County's investment in capital assets for its governmental and business type activities as of June 30, 2018, totals \$116,179,854 (net of depreciation). These assets include construction in progress, buildings, land, equipment, improvements, and vehicles. Major capital asset transactions during the year include:

- Purchased new vehicles and numerous pieces of equipment for County governmental departments;
- Completion of the Winklers Creek Facility remodel and the Health Department renovation;
- Purchased land for the Community Recreation Center

#### Watauga County's Capital Assets, Net of Depreciation

Figure 4

	<b>Governmental Activities</b>	<b>Business Activities</b>	<b>Total</b>
	2018	2018	2018
Land	\$ 21,213,910	\$ 975,497	\$ 22,189,407
Buildings	78,975,707	2,864,490	81,840,197
Other improvements	2,239,212	95,724	2,334,936
Leasehold improvements	5,826,687	6,300	5,832,987
Equipment	1,213,191	303,774	1,516,965
Vehicles	1,029,412	459,824	1,489,236
Construction in progress	960,526	-	960,526
Intangible assets	15,600	-	15,600
<b>Total</b>	<b>\$ 111,474,245</b>	<b>\$ 4,705,609</b>	<b>\$ 116,179,854</b>

Additional information on the County's capital assets can be found in note 3.A.5 of this report.

**Long-term Debt.** As of June 30, 2018, Watauga County had no bonded debt outstanding or authorized.

#### Watauga County's Outstanding Debt

Figure 5

	<b>Governmental Activities</b>	
	<u>2017</u>	<u>2018</u>
Installment purchase	\$ 39,073,749	\$ 34,996,388

Watauga County's total debt decreased by \$4,077,361 or (10%) during the past fiscal year due to scheduled debt service payments. There is no debt associated with the business activities. No new debt was issued. The State of North Carolina limits the amount of debt that a unit of government can issue to 8 percent of the total assessed value of taxable property located within that government's boundaries less outstanding debt principal. The legal debt margin for Watauga County as of June 30, 2018 is \$696,471,530. Additional information regarding Watauga County's long-term debt can be found in Note 3.B.7.b of this report.

### Economic Factors

The following key economic factors reflect the fiscal environment the County is working in:

- The County continues to experience growth in tourism and has seen continued revenue increases for more than eight years related to tourism with revenues at just over \$1.6 million now;
- The County's unemployment rate decreased to 3.7% as of July 2018, which is consistent with the trends seen before the economic recession;
- Appalachian State University provides continued stability to the local economy as a major employer and source of overall positive economic impact from the student population;

- Construction and real estate sales have continued to show increases, consistent with state and national trends.

### **Budget Highlights for the Fiscal Year Ending June 30, 2019**

---

**Governmental activities** – The County's property tax rate remains the same at 35.3 cents per \$100 in property valuation. Sales tax revenue is projected with a 2 percent increase based on state projections. Other revenues are expected to maintain current levels with minor increases.

Budgeted expenditures in the General Fund have decreased predominately due to a decrease in transfers to the Capital Project Fund. Capital purchases are allocated mainly for vehicle replacements with other projects still limited to primarily repairs and maintenance. Funds are allocated of \$100,000 for a school resource officer. Funds are allocated to be set aside this year for future capital school projects of \$2,000,000 including the \$1,500,000 generated from the tax increase and \$2,957,170 for county projects-mainly funding \$2,398,100 to the recreation center project debt service. The County issued limited obligation bonds to fund a community recreation center in the amount \$18,490,000 on October 25, 2018.

**Businesses-type activities** – Budgeted revenues for solid waste fees are projected at current year amounts with property owners continuing to receive 2,000 pounds of disposal at the transfer station for \$80. Budgeted expenditures include funding for an increase in waste hauling expenses due to potential contracted increases. Funds have also been budgeted for capital replacements of a dump truck, a dozer and repairing the transfer station floor totaling \$549,445.

### **Requests for Information**

---

This report is designed to provide an overview of the County's finances for those with an interest in this area. Questions concerning any of the information found in this report or requests for additional information should be directed to the Watauga County Finance Director, 814 West King Street, Suite 216, Boone, NC 28607. The report can also be found on our website [www.wataugacounty.org/main/App\\_Pages/Dept/Finance/countyAudits.aspx](http://www.wataugacounty.org/main/App_Pages/Dept/Finance/countyAudits.aspx).

## BASIC FINANCIAL STATEMENTS

Watauga County, North Carolina  
Statement of Net Position  
June 30, 2018

	Primary Government			Component Units	
	Governmental Activities	Business-type Activities	Total	AppalCART	Watauga County District U Tourism Development Authority
<b>ASSETS</b>					
<b>Current assets</b>					
Cash and cash equivalents	\$ 45,244,989	\$ 7,060,638	\$ 52,305,627	\$ 2,885,517	\$ 2,669,719
Restricted cash and cash equivalents	633,596	-	633,596	182,068	-
Receivables (net)	1,323,595	330,434	1,654,029	31,635	-
Due from other governments	4,405,017	31,142	4,436,159	454,819	154,000
Inventory	-	-	-	204,244	-
Total current assets	<u>51,607,197</u>	<u>7,422,214</u>	<u>59,029,411</u>	<u>3,758,283</u>	<u>2,823,719</u>
<b>Non-current assets</b>					
Net pension asset - ROD	111,054	-	111,054	-	-
Note receivable	15,475,000	-	15,475,000	-	-
Capital assets:					
Land, intangible, and construction in progress	22,190,036	975,497	23,165,533	1,139,742	-
Other capital assets, net of depreciation	89,284,209	3,730,112	93,014,321	13,469,998	-
Total capital assets	<u>111,474,245</u>	<u>4,705,609</u>	<u>116,179,854</u>	<u>14,609,740</u>	<u>-</u>
Total non-current assets	<u>127,060,299</u>	<u>4,705,609</u>	<u>131,765,908</u>	<u>14,609,740</u>	<u>-</u>
Total assets	<u>178,667,496</u>	<u>12,127,823</u>	<u>190,795,319</u>	<u>18,368,023</u>	<u>2,823,719</u>
<b>DEFERRED OUTFLOWS OF RESOURCES</b>					
Pension deferrals	2,065,907	157,773	2,223,680	-	30,916
OPEB deferrals	417,451	79,276	496,727	-	-
Total deferred outflows of resources	<u>2,483,358</u>	<u>237,049</u>	<u>2,720,407</u>	<u>-</u>	<u>30,916</u>
<b>LIABILITIES</b>					
<b>Current liabilities</b>					
Accounts payable and accrued expenses	1,914,121	287,341	2,201,462	127,022	31,864
Accrued interest payable	130,856	-	130,856	29,314	-
Due to other governments	215,007	-	215,007	-	-
Liabilities payable from restricted assets	36,149	-	36,149	-	-
Debt service due within one year	3,882,361	95,173	3,977,534	-	-
Total current liabilities	<u>6,178,494</u>	<u>382,514</u>	<u>6,561,008</u>	<u>156,336</u>	<u>31,864</u>
<b>Long-term liabilities</b>					
Due in more than one year	39,972,861	1,282,684	41,255,545	78,052	52,802
Total liabilities	<u>46,151,355</u>	<u>1,665,198</u>	<u>47,816,553</u>	<u>234,388</u>	<u>84,666</u>
<b>DEFERRED INFLOWS OF RESOURCES</b>					
Pension deferrals	320,685	7,414	328,099	-	7,706
OPEB deferrals	302,888	25,909	328,797	-	-
Unearned revenue	58,749	-	-	2,000	-
Prepaid taxes	217,612	-	217,612	-	-
Total deferred inflows of resources	<u>899,934</u>	<u>33,323</u>	<u>933,257</u>	<u>2,000</u>	<u>7,706</u>
<b>NET POSITION</b>					
Net investment in capital assets	73,483,517	4,705,609	78,189,126	14,609,740	-
Restricted for:					
Stabilization by State Statute	5,680,336	-	5,680,336	-	154,000
Register of Deeds' pension plan	147,465	-	147,465	-	-
Public safety	338,346	-	338,346	-	-
Register of Deeds Automation/Enhancement	4,644	-	4,644	-	-
Revaluation	269,015	-	269,015	-	-
Transportation	-	-	-	182,068	-
Unrestricted	54,176,242	5,960,742	60,136,984	3,339,827	2,608,263
Total net position	<u>\$ 134,099,565</u>	<u>\$ 10,666,351</u>	<u>\$ 144,765,916</u>	<u>\$ 18,131,635</u>	<u>\$ 2,762,263</u>

The notes to the financial statements are an integral part of this statement.

**Watauga County, North Carolina**  
Statement of Activities  
For the Year Ended June 30, 2018

	<b>Program Revenues</b>			
<b>Functions/Programs</b>	<b>Expenses</b>	<b>Charges for Services</b>	<b>Operating Grants and Contributions</b>	<b>Capital Grants and Contributions</b>
<b>Primary government:</b>				
Governmental Activities:				
General government	\$ 10,229,602	\$ 1,191,805	\$ 116,520	\$ -
Public safety	14,449,460	787,289	595,566	22,363
Transportation	225,389	-	157,894	-
Economic and physical development	630,501	-	-	-
Environmental protection	368,964	480	28,487	-
Human services	7,033,720	11,497	3,487,908	-
Cultural and recreational	2,060,674	314,183	-	33,934
Education	15,497,221	75	-	412,504
Interest on long-term debt	1,408,358	-	-	-
Total governmental activities	51,903,889	2,305,329	4,386,375	468,801
Business-type activities:				
Solid waste	4,229,372	4,970,636	156,093	-
Total	\$ 56,133,261	\$ 7,275,965	\$ 4,542,468	\$ 468,801
Component units:				
AppalCART	\$ 4,546,211	\$ 1,674,070	\$ 2,101,692	\$ 4,686,921
Watauga County District U Tourism Development Authority	\$ 1,270,525	\$ -	\$ 266,609	\$ -
General revenues:				
Taxes:				
Property taxes, levied for general purpose				
Local option sales tax				
Other taxes and licenses				
Grants and contributions not restricted to specific programs				
Investment earnings, unrestricted				
Gain (loss) sale of fixed assets				
Miscellaneous, unrestricted				
Total general revenues				
Change in net position before special item				
Special item - loss on sale of old Watauga High School property				
Change in net position				
Net position, beginning, previously reported				
Restatement				
Net position, beginning, restated				
Net position, ending				

The notes to the financial statements are an integral part of this statement.

Net (Expense) Revenues and Changes in Net Position				
Primary Government			Component Units	
Governmental Activities	Business-type Activities	Total	AppalCART	Watauga County District U Tourism Development Authority
\$ (8,921,277)	\$ -	\$ (8,921,277)		
(13,044,242)	-	(13,044,242)		
(67,495)	-	(67,495)		
(630,501)	-	(630,501)		
(339,997)	-	(339,997)		
(3,534,315)	-	(3,534,315)		
(1,712,557)	-	(1,712,557)		
(15,084,642)	-	(15,084,642)		
(1,408,358)	-	(1,408,358)		
<u>(44,743,384)</u>	<u>-</u>	<u>(44,743,384)</u>		
-	897,357	897,357		
<u>(44,743,384)</u>	<u>897,357</u>	<u>(43,846,027)</u>		
			\$ 3,916,472	
				\$ (1,003,916)
35,747,188	-	35,747,188	-	-
12,162,274	-	12,162,274	-	-
2,587,389	-	2,587,389	-	1,614,102
3,813,637	-	3,813,637	-	-
549,545	80,295	629,840	23,926	29,341
(215,248)	-	(215,248)	-	-
-	2,393	2,393	6,244	-
<u>54,644,785</u>	<u>82,688</u>	<u>54,727,473</u>	<u>30,170</u>	<u>1,643,443</u>
9,901,401	980,045	10,881,446	30,170	1,643,443
(7,698,452)	-	(7,698,452)	-	-
<u>2,202,949</u>	<u>980,045</u>	<u>3,182,994</u>	<u>3,946,642</u>	<u>639,527</u>
133,407,476	10,965,072	144,372,548	14,184,993	2,122,736
(1,510,860)	(1,278,766)	(2,789,626)	-	-
<u>131,896,616</u>	<u>9,686,306</u>	<u>141,582,922</u>	<u>14,184,993</u>	<u>2,122,736</u>
\$ <u>134,099,565</u>	\$ <u>10,666,351</u>	\$ <u>144,765,916</u>	\$ <u>18,131,635</u>	\$ <u>2,762,263</u>

The notes to the financial statements are an integral part of this statement.

Watauga County, North Carolina  
Governmental Funds  
Balance Sheet  
June 30, 2018

	General	Capital Projects Fund	Recreation Center Project Fund	Other Governmental Funds	Total Governmental Funds
<b>ASSETS</b>					
Cash and cash equivalents	\$ 23,448,425	\$ 6,684,645	\$ 15,111,919	\$ -	\$ 45,244,989
Restricted cash and cash equivalents	273,659	-	-	359,937	633,596
Taxes receivable, net	768,991	-	-	247,538	1,016,529
Due from other governments	4,357,938	-	-	47,079	4,405,017
Accounts receivable, net	142,063	-	-	-	142,063
Note receivable	15,475,000	-	-	-	15,475,000
Total assets	<u>\$ 44,466,076</u>	<u>\$ 6,684,645</u>	<u>\$ 15,111,919</u>	<u>\$ 654,554</u>	<u>\$ 66,917,194</u>
<b>LIABILITIES</b>					
Accounts payable and accrued liabilities	\$ 1,495,801	\$ -	\$ 418,320	\$ -	\$ 1,914,121
Due to other governments	65,245	-	-	149,762	215,007
Liabilities to be paid from restricted assets	-	-	-	36,149	36,149
Total liabilities	<u>1,561,046</u>	<u>-</u>	<u>418,320</u>	<u>185,911</u>	<u>2,165,277</u>
<b>DEFERRED INFLOWS OF RESOURCES</b>					
Taxes receivable	768,991	-	-	98,551	867,542
Prepaid taxes	216,629	-	-	983	217,612
Unearned revenue	58,749	-	-	-	58,749
Note receivable	15,475,000	-	-	-	15,475,000
Total deferred inflows of resources	<u>16,519,369</u>	<u>-</u>	<u>-</u>	<u>99,534</u>	<u>16,618,903</u>
<b>FUND BALANCES</b>					
Restricted for:					
Stabilization by State Statute	5,649,573	-	-	30,763	5,680,336
Public safety	-	-	-	338,346	338,346
Register of Deeds	4,644	-	-	-	4,644
Revaluation	269,015	-	-	-	269,015
Committed for:					
Capital projects	-	6,684,645	14,693,599	-	21,378,244
Assigned for:					
Future years' appropriation	325,000	-	-	-	325,000
Unassigned	20,137,429	-	-	-	20,137,429
Total fund balances	<u>26,385,661</u>	<u>6,684,645</u>	<u>14,693,599</u>	<u>369,109</u>	<u>48,133,014</u>
Total liabilities, deferred inflows of resources, and fund balances	<u>\$ 44,466,076</u>	<u>\$ 6,684,645</u>	<u>\$ 15,111,919</u>	<u>\$ 654,554</u>	<u>\$ 66,917,194</u>

Amounts reported for governmental activities in the Statement of Net Position (Exhibit A) are different because:

Total Fund Balance, Governmental Funds	\$ 48,133,014
Net pension asset - ROD	111,054
Capital assets used in governmental activities are not financial resources and therefore are not reported in the funds.	111,474,245
Other long-term assets are not available to pay for current period expenditures and therefore are unavailable in the funds.	165,003
Deferred inflows for note receivable	15,475,000
Deferred inflows of resources for taxes receivable	867,542
Contributions to the pension plans in the current fiscal year are deferred outflows of resources on the Statement of Net Position	916,871
Contributions and administration costs for OPEB are deferred outflows of resources on the Statement of Net Position	203,800
OPEB related deferrals	(89,237)
Pension related deferrals-all plans	828,351
Net OPEB liability	(1,799,676)
Net pension liability - LEOSSA	(290,986)
Net pension liability - LGERS	(2,362,217)
Some liabilities, including net pension liabilities, debt related payables and other postemployment benefits, are not due and payable in the current period and therefore are not reported in the funds.	(39,533,199)
Net position of governmental activities	<u>\$ 134,099,565</u>

The notes to the financial statements are an integral part of this statement.



**Watauga County, North Carolina**  
Statement of Revenues, Expenditures, and Changes in Fund Balance  
Governmental Funds  
For the Year Ended June 30, 2018

	<u>Major Funds</u>			<u>Non-Major Funds</u>	<u>Total Governmental Funds</u>
	<u>General Fund</u>	<u>Capital Projects Fund</u>	<u>Recreation Center Project Fund</u>	<u>Other Governmental Funds</u>	
<b>REVENUES</b>					
Ad valorem taxes	\$ 32,480,532	\$ -	\$ -	\$ 3,301,719	\$ 35,782,251
Other taxes and licenses	13,066,409	-	-	1,640,507	14,706,916
Unrestricted intergovernmental	3,754,837	-	-	-	3,754,837
Restricted intergovernmental	4,446,586	-	-	411,897	4,858,483
Permits and fees	766,847	-	-	-	766,847
Sales and services	1,168,094	-	-	-	1,168,094
Investment earnings	339,364	57,198	152,983	3,726	553,271
Donations	37,793	-	-	-	37,793
Miscellaneous	427,109	-	-	-	427,109
Total revenues	<u>56,487,571</u>	<u>57,198</u>	<u>152,983</u>	<u>5,357,849</u>	<u>62,055,601</u>
<b>EXPENDITURES</b>					
Current:					
General government	9,856,296	-	-	-	9,856,296
Public safety	10,581,590	-	-	3,642,057	14,223,647
Transportation	225,389	-	-	-	225,389
Economic and physical development	598,152	-	-	1,640,507	2,238,659
Environmental protection	355,831	-	-	-	355,831
Human services	6,669,050	-	-	-	6,669,050
Cultural and recreational	1,552,177	-	955,999	-	2,508,176
Education	15,497,221	-	-	-	15,497,221
Debt service:					
Principal	4,077,361	-	-	-	4,077,361
Interest	1,749,144	-	-	-	1,749,144
Total expenditures	<u>51,162,211</u>	<u>-</u>	<u>955,999</u>	<u>5,282,564</u>	<u>57,400,774</u>
Revenues over (under) expenditures	<u>5,325,360</u>	<u>57,198</u>	<u>(803,016)</u>	<u>75,285</u>	<u>4,654,827</u>
<b>OTHER FINANCING SOURCES (USES)</b>					
Sale of capital assets	2,875,205	-	-	-	2,875,205
Transfers from other funds	865,000	5,137,680	15,496,615	-	21,499,295
Transfers to other funds	(10,634,295)	(10,865,000)	-	-	(21,499,295)
Total other financing sources and uses	<u>(6,894,090)</u>	<u>(5,727,320)</u>	<u>15,496,615</u>	<u>-</u>	<u>2,875,205</u>
Net change in fund balance	<u>(1,568,730)</u>	<u>(5,670,122)</u>	<u>14,693,599</u>	<u>75,285</u>	<u>7,530,032</u>
<b>Fund balance, beginning of year, previously reported</b>	26,660,250	12,354,767	-	293,824	39,308,841
<b>Restatement</b>	<u>1,294,141</u>	<u>-</u>	<u>-</u>	<u>-</u>	<u>1,294,141</u>
<b>Fund balance, beginning of year, restated</b>	<u>27,954,391</u>	<u>12,354,767</u>	<u>-</u>	<u>293,824</u>	<u>40,602,982</u>
<b>Fund balance, end of year</b>	<u>\$ 26,385,661</u>	<u>\$ 6,684,645</u>	<u>\$ 14,693,599</u>	<u>\$ 369,109</u>	<u>\$ 48,133,014</u>

The notes to the financial statements are an integral part of this statement.

**Watauga County, North Carolina**  
 Reconciliation of the Statement of Revenues,  
 Expenditures, and Changes in Fund Balance of Governmental Funds  
 To the Statement of Activities  
 For the Year Ended June 30, 2018

Amounts reported for governmental activities in the Statement of Activities are different because:

Net changes in fund balances - total governmental funds	\$	7,530,032
---	----	-----------

Governmental funds report capital outlays as expenditures. However, in the Statement of Activities the cost of those assets is allocated over their estimated useful lives and reported as depreciation expense. This is the amount by which capital outlays exceeded depreciation in the current period.

Capital outlay expenditures which were capitalized	\$ 4,780,427	
Sale of assets not fully depreciated	(10,788,905)	
Depreciation expense for governmental assets	<u>(3,488,403)</u>	(9,496,881)

Contributions to the pension plans in the current fiscal year are not included on the Statement of Activities.		793,962
--	--	---------

OPEB benefit payments and administrative costs made in the current fiscal year are not included on the Statement of Activities.		203,800
---	--	---------

Benefit payments paid and administrative expense for the LEOSSA in the current fiscal year are not included on the Statement of Activities.		109,744
---	--	---------

Revenues in the Statement of Activities that do not provide current financial resources are not reported as revenues in the funds.

Change in unavailable revenue for tax revenues	<u>(35,063)</u>	(35,063)
--	-----------------	----------

Some expenses reported in the Statement of Activities do not require the use of current financial resources and, therefore, are not reported as expenditures in governmental funds.

OPEB plan expense	(285,980)	
Pension expense-LGERS and ROD	(809,285)	
Compensated absences	(163,778)	
Pension expense-LEOSSA	(61,750)	
Amortization of bond premiums	<u>325,239</u>	
Combined adjustment		(995,554)

The issuance of long-term debt provides current financial resources to governmental funds, while the repayment of the principal of long-term debt consumes the current financial resources of governmental funds. Neither transaction has any effect on net position. This amount is the net effect of these differences in the treatment of long-term debt and related items.

Principal payments on long term debt	4,077,361	
Decrease in accrued interest payable	<u>15,548</u>	
		<u>4,092,909</u>

Total changes in net position of governmental activities	\$	<u><u>2,202,949</u></u>
--	----	-------------------------

**Watauga County, North Carolina**  
 Statement of Revenues, Expenditures, and Changes in Fund Balance -  
 Budget and Actual - General Fund  
 For the Year Ended June 30, 2018

	<b>General Fund</b>			
	Budget		Actual Amounts	Variance with Final Budget-
	Original	Final		
<b>Revenues:</b>				
Ad valorem taxes	\$ 31,548,475	\$ 31,548,475	\$ 32,480,532	\$ 932,057
Other taxes and licenses	12,695,000	12,739,000	13,066,409	327,409
Unrestricted intergovernmental	3,359,000	3,359,000	3,754,837	395,837
Restricted intergovernmental	5,022,590	5,631,187	4,446,586	(1,184,601)
Permits and fees	673,010	673,010	766,847	93,837
Sales and services	1,097,385	1,097,385	1,168,094	70,709
Investment earnings	86,500	86,500	339,364	252,864
Donations	30,700	34,840	37,793	2,953
Miscellaneous	357,415	357,415	427,109	69,694
Total revenues	54,870,075	55,526,812	56,487,571	960,759
<b>Expenditures:</b>				
General government	8,285,265	11,516,841	9,856,296	1,660,545
Public safety	10,784,945	11,255,374	10,581,590	673,784
Transportation	67,495	225,389	225,389	-
Economic and physical development	511,635	629,059	598,152	30,907
Environmental protection	363,780	379,426	355,831	23,595
Human services	8,097,345	8,196,923	6,669,050	1,527,873
Cultural and recreation	1,592,765	1,634,651	1,552,177	82,474
Education	14,847,505	15,886,674	15,497,221	389,453
Debt service:				
Principal retirement	5,202,104	5,202,104	4,077,361	1,124,743
Interest and other charges	624,401	624,401	1,749,144	(1,124,743)
Total expenditures	50,377,240	55,550,842	51,162,211	4,388,631
Revenues over (under) expenditures	4,492,835	(24,030)	5,325,360	5,349,390
<b>Other financing sources (uses):</b>				
Sale of capital assets	40,000	2,884,000	2,875,205	(8,795)
Transfers from other funds	-	865,000	865,000	-
Transfers to other funds	(4,923,475)	(10,634,295)	(10,634,295)	-
Fund balance appropriated	390,640	6,909,325	-	(6,909,325)
Total other financing sources (uses)	(4,492,835)	24,030	(6,894,090)	(6,918,120)
Net change in fund balance	\$ -	\$ -	\$ (1,568,730)	\$ (1,568,730)
Fund balance, beginning of year, previously stated			26,660,250	
Restatement (Note 8)			1,294,141	
Fund balance, beginning of year, restated			27,954,391	
Fund balance, end of year			\$ 26,385,661	

The notes to the financial statements are an integral part of this statement.

**Watauga County, North Carolina**  
Statement of Net Position  
Proprietary Fund  
June 30, 2018

	<u>Enterprise Fund</u>
	<u>Solid Waste Fund</u>
<b>ASSETS</b>	
Current assets:	
Cash and cash equivalents	\$ 7,060,638
Receivables, net	330,434
Due from other governments	31,142
Total current assets	<u>7,422,214</u>
Non-current assets:	
Capital assets:	
Land and construction in progress	975,497
Other capital assets, net of depreciation	3,730,112
Total capital assets	<u>4,705,609</u>
Total assets	<u>12,127,823</u>
<b>DEFERRED OUTFLOWS OF RESOURCES</b>	
OPEB deferrals	79,276
Pension deferrals	157,773
Total deferred outflows of resources	<u>237,049</u>
<b>LIABILITIES</b>	
Current liabilities:	
Accounts payable and accrued liabilities	287,341
Accrued landfill postclosure and closure costs - current	95,173
Total current liabilities	<u>382,514</u>
Non-current liabilities:	
Net pension liability	202,066
Net OPEB liability	153,945
Accrued landfill postclosure and closure costs - noncurrent	821,302
Accrued compensated absences	105,371
Total non-current liabilities	<u>1,282,684</u>
Total liabilities	<u>1,665,198</u>
<b>DEFERRED INFLOWS OF RESOURCES</b>	
OPEB deferrals	25,909
Pension deferrals	7,414
Total deferred inflows of resources	<u>33,323</u>
<b>NET POSITION</b>	
Net investment in capital assets	4,705,609
Unrestricted	5,960,742
Total net position	<u>\$ 10,666,351</u>

The notes to the financial statements are an integral part of this statement.

**Watauga County, North Carolina**  
 Statement of Revenues, Expenses, and Changes in Fund Net Position  
 Proprietary Fund  
 For the Year Ended June 30, 2018

	<b>Enterprise Fund</b>
	<b>Solid Waste Fund</b>
<b>OPERATING REVENUES:</b>	
Charges for services	\$ 4,528,583
Sale of recycled materials	442,053
	4,970,636
Total operating revenues	4,970,636
 <b>OPERATING EXPENSES:</b>	
Landfill operations	3,945,488
Recycling operations	81,527
Depreciation	325,112
	4,352,127
Total operating expenses	4,352,127
Operating income	618,509
 <b>NONOPERATING REVENUES:</b>	
Interest and investment revenue	80,295
Miscellaneous revenues	2,393
Gain on disposal of assets	122,755
Restricted intergovernmental revenues	156,093
	361,536
Total nonoperating revenues	361,536
Change in net position	980,045
Total net position, beginning	10,965,072
Prior Period Adjustment (Notes 7 and 9)	(1,278,766)
Total net position, beginning restated	9,686,306
Total net position, ending	\$ 10,666,351

The notes to the financial statements are an integral part of this statement.

**Watauga County, North Carolina**  
Statement of Cash Flows  
Proprietary Fund  
For the Year Ended June 30, 2018

	<u>Enterprise Fund</u>
	<u>Solid Waste Fund</u>
Cash flows from operating activities:	
Cash received from customers	\$ 5,002,996
Cash paid for goods and services	(2,666,519)
Cash paid to employees for services	(1,396,662)
Net cash provided by operating activities	<u>939,815</u>
Cash flows from noncapital financing activities:	
Restricted intergovernmental revenues	158,449
Miscellaneous revenues	2,393
Net cash provided by noncapital financing activities	<u>160,842</u>
Cash flows from capital and related financing activities:	
Proceeds received from sale of fixed assets	122,755
Acquisition and construction of capital assets	(360,193)
Net cash used by capital and related financing activities	<u>(237,438)</u>
Cash flows from investing activities:	
Interest on investments	80,295
Net cash provided by investing activities	<u>80,295</u>
Net increase in cash and cash equivalents	943,514
Cash and cash equivalents, July 1	<u>6,117,124</u>
Cash and cash equivalents, June 30	<u>\$ 7,060,638</u>
<b>Reconciliation of operating income to net cash provided by operating activities:</b>	
Operating income	\$ <u>618,509</u>
Adjustments to reconcile operating income to net cash provided by operating activities:	
Depreciation	325,112
Changes in assets, liabilities, deferred outflows and inflows of resources:	
Decrease in deferred outflow of resources - pensions	99,057
Decrease in deferred inflow of resources - OPEB	(15,612)
Increase in deferred outflows of resources - OPEB	(79,276)
Decrease in net pension liability	(97,253)
Decrease in net OPEB liability	(71,652)
Decrease in deferred inflow of resources - pensions	(3,075)
Decrease in accrued landfill postclosure and closure costs	(95,173)
Decrease in accounts receivable	32,360
Increase in accounts payable	109,327
Decrease in intangible asset for advance funding of OPEB NOO	130,217
Decrease in accrued compensated absences	(12,726)
Total adjustments	<u>321,306</u>
Net cash provided by operating activities	<u>\$ 939,815</u>

The notes to the financial statements are an integral part of this statement.

**Watauga County, North Carolina**  
 Statement of Fiduciary Net Position  
 Fiduciary Funds  
 June 30, 2018

	<u>Irrevocable Trust Funds</u>	<u>Agency Funds</u>
<b>Assets</b>		
Cash and cash equivalents	\$ 2,229,673	\$ 73,425
Accounts receivable	9,547	12,213
	<u>\$ 2,239,220</u>	<u>\$ 85,638</u>
<b>Liabilities and Net Position</b>		
Liabilities:		
Accounts payable and accrued liabilities	\$ -	\$ 85,638
	<u>-</u>	<u>85,638</u>
Net position:		
Assets held in trust for postemployment benefits other than pensions	\$ 1,768,745	\$ -
Assets held in trust for law enforcement officers' special separation allowance benefits	470,475	-
	<u>\$ 2,239,220</u>	<u>\$ -</u>

**Watauga County, North Carolina**  
 Statement of Changes in Fiduciary Net Position  
 Fiduciary Funds  
 For the Year Ended June 30, 2018

	<b>Irrevocable Trust Funds</b>
	<u>                    </u>
<b>Additions:</b>	
Employer contributions	\$ 374,544
Interest earned	<u>28,177</u>
Total additions	<u>402,721</u>
<b>Deductions:</b>	
Benefits	148,344
Administrative expense	<u>43,500</u>
Total deductions	<u>191,844</u>
Change in net position	210,877
<b>Net position restricted for post employment benefits other than pensions and law enforcement officers' special separation allowance</b>	
Beginning of year	<u>2,028,343</u>
End of year	<u>\$ <u>2,239,220</u></u>



## WATAUGA COUNTY, NORTH CAROLINA

Notes to the Financial Statements  
For the Year Ended June 30, 2018

### Note 1 - Summary of Significant Accounting Policies:

The accounting policies of Watauga County and its component units conform to generally accepted accounting principles as applicable to governments. The following is a summary of the more significant account policies:

#### A. Reporting Entity:

The County, which is governed by a five-member Board of Commissioners, is one of the 100 counties established in North Carolina under North Carolina General Statute 153A-10. As required by generally accepted accounting principles, these financial statements present the County and its component units, legally-separate entities for which the County is financially accountable. The discretely presented component units presented below are reported in separate columns in the County's combined financial statements in order to emphasize that they are legally separate from the County.

#### AppalCART

AppalCART operates mainly in Watauga County in the northwest part of North Carolina, providing transportation services to the various areas and residents within Watauga County. Watauga County's Board of Commissioners appoints the eight member governing board of AppalCART and AppalCART operates within the County's boundaries for the benefit of the County's residents. The County provides some financial support to AppalCART but it is not responsible for the debts of AppalCART except when such are expressly granted by statute or by the consent of the Board of Commissioners of Watauga County. The Board of Commissioners of Watauga County has the authority to terminate the existence of AppalCART at any time, provided a 60-day written notice is given to AppalCART, and all property and assets of AppalCART shall automatically become the property of Watauga County and the County shall succeed to all rights, obligations and liabilities of AppalCART. AppalCART designates its own management, approves its own budget, and maintains its own accounting system; however, AppalCART is fiscally accountable to Watauga County and the County has the authority to examine all records and accounts at any time. AppalCART, which has a June 30 year-end, is presented as if it were a proprietary fund. Complete financial statements may be obtained from the entity's administrative offices at AppalCART, 305 Hwy 105 Bypass, Boone, NC 28607.

#### Watauga County District U Tourism Development Authority

The North Carolina General Legislation enacted a law which authorized Watauga County to levy a room occupancy tax; and the Watauga County Commissioners adopted a resolution levying this tax and created the Watauga County District U Tourism Development Authority. The Authority operates within Watauga County's boundaries for the promotion and development of tourism, and the County provides room occupancy tax proceeds as their main source of revenue to the Authority, but the County is not responsible for the debts and is not entitled to the surpluses of the Authority. The Watauga County's Board of Commissioners appoints the seven voting members of the Authority. The Watauga County District U Tourism Development Authority has a June 30 year end and is presented as if it is a governmental fund. Complete financial statements may be obtained from the entity's administrative offices at Watauga County District U Tourism Development Authority, 815 West King Street, Suite 10, Boone, NC 28607.

#### B. Basis of Presentation – Basis of Accounting

##### **Basis of Presentation, Measurement Focus – Basis of Accounting**

*Government-wide Statements:* The Statements of Net Position and the Statements of Activities display information about the primary government (the County) and its component units. These statements include the financial activities of the overall government, except for fiduciary activities. Eliminations have been made to minimize the double counting of internal activities. These statements distinguish between the *governmental and business-type activities* of the County. Governmental activities generally are financed through taxes, intergovernmental revenues, and other non-exchange transactions. Business-type activities are financed in whole or in part by fees charged to external parties.

## WATAUGA COUNTY, NORTH CAROLINA

### Notes to the Financial Statements For the Year Ended June 30, 2018

The Statement of Activities presents a comparison between direct expenses and program revenues for the different business-type activities of the County and for each function of the County's governmental activities. Direct expenses are those that are specifically associated with a program or function and, therefore, are clearly identifiable to a particular function. Indirect expense allocations that have been made in the funds have been reversed for the statement of activities. Program revenues include (a) fees and charges paid by the recipients of goods and services offered by the programs and (b) grants and contributions that are restricted to meeting the operational or capital requirements of a particular program. Revenues that are not classified as program revenues, including all taxes, are presented as general revenues.

*Fund Financial Statements:* The fund financial statements provide information about the County's funds, including its fiduciary funds. Separate statements for each fund category – *governmental, proprietary, and fiduciary* – are presented. The emphasis of fund financial statements is on major governmental and enterprise funds, each displayed in a separate column. All remaining governmental and enterprise funds are aggregated and reported as non-major funds.

Proprietary fund operating revenues, such as charges for services, result from exchange transactions associated with the principal activity of the fund. Exchange transactions are those in which each party receives and gives up essentially equal values. Non-operating revenues, such as subsidies and investment earnings, result from non-exchange transactions or ancillary activities.

The County reports the following major governmental funds:

*General Fund* – This is the County's primary operating fund. It accounts for all financial resources of the general government, except those required to be accounted for in another fund.

*Capital Projects Fund* – This is a capital projects fund. It accounts for the County's reserves set aside for future capital needs.

*Recreation Center Project Fund* – This is a project fund to account for the County's community recreation center project.

The County reports the following major enterprise fund:

*Solid Waste Fund* – This fund accounts for the operation, maintenance, and development of the County's transfer and disposal sites.

The County reports the following other fund types:

*Pension Trust Funds* – The County maintains two pension trust funds – the Other Post-Employment Benefits Fund and the Law Enforcement Officers' Special Separation Allowance Fund. Pension trust funds are used to report resources that are required to be held in trust for members and beneficiaries of defined benefit pension plans, defined contribution plans, or other postemployment benefit plans. The Other Postemployment Benefit (OPEB) Irrevocable Trust Fund accounts for the County's contributions for healthcare coverage provided to qualified retirees. The LEO Special Separation Allowance (LEOSSA) Irrevocable Trust Fund accounts for the Law Enforcement Officers' Special Separation Allowance, a single-employer, public employee retirement system. The resources in the LEO Special Separation Allowance Fund have been set aside to pay future obligations of the LEO Special Separation Allowance.

*Agency Funds* – Agency funds are custodial in nature and do not involve the measurement of operating results. Agency funds are used to account for assets the County holds on behalf of others. The County maintains the following agency funds: the Social Security Trust Fund, which accounts for moneys deposited with the Department of Social Services for the benefit of certain individuals; the Vehicle Tax-Towns Fund, which accounts for registered motor vehicle property taxes that are collected by the County for various municipalities within the County but are not revenues to the County; the Inmate Commissary Fund, which accounts for monies deposited with the County's Detention Center for the benefit of certain individuals; the Fine and Forfeitures Fund, which accounts for various fines and forfeitures that the County is required to remit to the Watauga County Board of Education, the Deed of Trust Fee Fund, which accounts for fees collected by the Register of Deeds

## WATAUGA COUNTY, NORTH CAROLINA

### Notes to the Financial Statements For the Year Ended June 30, 2018

which are remitted to the State Treasurer on a monthly basis, and the Town of Boone Tax Fund, which accounts for property taxes billed and collected by the County on behalf of the Town of Boone.

*Non-major Funds* – The County maintains five legally budgeted non-major funds. The Federal Equitable Sharing Fund, the State Substance Abuse Tax Fund, the Emergency Telephone System Fund, the Fire Districts Funds, and the Occupancy Tax Fund are all reported as non-major special revenue funds.

#### **Measurement Focus and Basis of Accounting**

In accordance with North Carolina General Statutes, all funds of the County are maintained during the year using the modified accrual basis of accounting.

*Government-wide, Proprietary, and Fiduciary Fund Financial Statements* – The government-wide, proprietary, and fiduciary fund financial statements are reported using the economic resources measurement focus, except for the agency funds which have no measurement focus. The government-wide, proprietary fund and fiduciary fund financial statements are reported using the accrual basis of accounting. Revenues are recorded when earned and expenses are recorded at the time liabilities are incurred, regardless of when the related cash flows take place. Non-exchange transactions, in which the County gives (or receives) value without directly receiving (or giving) equal value in exchange, include property taxes, grants, entitlements, and donations. On an accrual basis, revenue from property taxes is recognized in the fiscal year for which the taxes are levied. Revenue from grants, entitlements, and donations are recognized in the fiscal year in which all eligibility requirements have been satisfied.

Amounts reported as program revenues include 1) charges to customers or applicants for goods, services, or privileges provided, 2) operating grants and contributions, and 3) capital grants and contributions, including special assessments. Internally dedicated resources are reported as general revenues rather than as program revenues. Likewise, general revenues include all taxes.

Proprietary funds distinguish operating revenues and expenses from non-operating items. Operating revenues and expenses generally result from provided services and producing and delivering goods in connection with a proprietary fund's principal ongoing operations. The principal operating revenues of the County enterprise funds are charges to customers for sales and services. Operating expenses for enterprise funds include the cost of sales and services, administrative expenses, and depreciation on capital assets. All revenues and expenses not meeting this definition are reported as non-operating revenues and expenses.

*Governmental Fund Financial Statements* – Governmental funds are reported using the current financial resources measurement focus and the modified accrual basis of accounting. Under this method, revenues are recognized when measurable and available. Expenditures are recorded when the related fund liability is incurred, except for principal and interest on general long-term debt, claims and judgments, and compensated absences, which are recognized as expenditures to the extent that they have matured. General capital asset acquisitions are reported as expenditures in governmental funds. Proceeds of general long-term debt and acquisitions under capital leases are reported as other financing sources.

The County considers all revenues available if they are collected within 90 days after year-end, except for property taxes. Ad valorem property taxes are not accrued as revenue because the amount is not susceptible to accrual. At June 30, taxes receivable for property other than motor vehicles are materially past due and are not considered to be an available resource to finance the operations of the current year. As of September 1, 2013, State law altered the procedures for the assessment and collection of property taxes on registered motor vehicles in North Carolina. Effective with this change in the law, the State of North Carolina is responsible for billing and collecting the property taxes on registered motor vehicles on behalf of all municipalities and special tax districts. Property taxes are due when vehicles are registered. The billed taxes are applicable to the fiscal year in which they are received. Uncollected taxes that were billed in periods prior to September 1, 2013 and for limited registration plates are shown as a receivable in these financial statements and are offset by deferred inflows of resources.

## WATAUGA COUNTY, NORTH CAROLINA

### Notes to the Financial Statements For the Year Ended June 30, 2018

Sales taxes and certain intergovernmental revenues, such as utilities franchise tax, collected and held by the State at year-end on behalf of the County are recognized as revenue. Intergovernmental revenues, and sales and services are not susceptible to accrual because generally they are not measurable until received in cash. All taxes, including those dedicated for specific purposes, are reported as general revenues rather than program revenues. Expenditure driven grants are recognized as revenue when the qualifying expenditures have been incurred and all other grant requirements have been satisfied.

Under the terms of grant agreements, the County funds certain programs by a combination of specific cost-reimbursement grants, categorical block grants, and general revenues. Thus, when program expenses are incurred, there are both restricted and unrestricted net positions available to finance the program. It is the County's policy to first apply cost-reimbursement grant resources to such programs, followed by categorical block grants, and then by general revenues.

#### **C. Budgetary Data**

The County's budgets are adopted as required by the North Carolina General Statutes. An annual budget is adopted for the General Fund, the Capital Project Fund, the Federal Equitable Sharing, the State Substance Abuse Tax, the Emergency Telephone System, Fire Districts, Occupancy Tax Special Revenue Funds, and Enterprise Funds. All annual appropriations lapse at the fiscal year-end. All budgets are prepared using the modified accrual basis of accounting. Expenditures may not legally exceed appropriations at the functional level for all annually budgeted funds and at the object level for the multi-year funds. The budget officer is authorized by the budget ordinance to transfer appropriation within a fund not to exceed 10% of the total departmental appropriation of the department whose allocation is reduced; however, any revisions that alter the total expenditures of any fund must be approved by the governing board. During the year, several immaterial amendments to the original budget were necessary. The budget ordinance must be adopted by July 1 of the fiscal year or the governing board must adopt an interim budget that covers that time until the annual ordinance can be adopted.

#### **D. Assets, Liabilities, Deferred Inflows and Outflows of Resources, and Fund Equity**

##### **1. Deposits and Investments**

All deposits of the County, AppalCART, and the Watauga County District U Tourism Development Authority are made in board-designated official depositories and are secured as required by G.S. 159-31. The County, AppalCART, and the Authority may designate, as an official depository, any bank or savings association whose principal office is located in North Carolina. Also, the County, AppalCART, and the Authority may establish time deposit accounts such as NOW and SuperNOW accounts, money market accounts, and certificates of deposit.

State law [G.S. 159-30 (c)] authorizes the County, AppalCART, and the Authority to invest in obligations of the United States of obligations fully guaranteed both as to principal and interest by the United States; obligations of the State of North Carolina; bonds and notes of any North Carolina local government or public authority; obligations of certain non-guaranteed federal agencies; certain high quality issues of commercial paper and bankers' acceptances; and the North Carolina Capital Management Trust (NCCMT).

The County, AppalCART, and the Authority's investments are carried at fair value as determined by quoted market prices. The NCCMT Government Portfolio's securities, an SEC-registered (2a-7) money market mutual fund, are valued at fair value, which is the NCCMT's share price. The NCCMT Term Portfolio's securities are valued at fair value.

##### **2. Cash and Cash Equivalents**

The County pools money from several funds, except the OPEB Irrevocable Trust Fund, the LEOSSA Irrevocable Trust Fund, the DSS Trust Fund, and the Inmate Commissary Fund, to facilitate disbursement and investment and to maximize investment income. Therefore, all cash and investments are essentially demand deposits and are considered cash and cash equivalents.

## WATAUGA COUNTY, NORTH CAROLINA

### Notes to the Financial Statements For the Year Ended June 30, 2018

AppalCART the Authority consider demand deposits and investments purchased with an original maturity of three months or less, which are not limited as to use, to be cash or cash equivalents.

#### **3. Restricted Cash**

Money for Tax Revaluation is classified as restricted assets because its use is restricted per NC General Statute 153A-150. Money for the Register of Deeds Automation Enhancement Fund is restricted by NC General Statute 161-50 to pay for computer equipment and technology needs for the Register of Deeds' office. Federal regulations require equitable sharing funds be used for approved law enforcement needs. State substance abuse tax receipts are restricted to law enforcement needs. Emergency Telephone Systems funds are restricted per NC General Statute 62A-46. Occupancy tax revenues are restricted for disbursement to the Watauga District U Tourism Development Authority. Taxes collected on behalf of the fire districts are restricted as payable to the districts.

#### Watauga County Restricted Cash

Governmental Activities		
General Fund	Tax revaluation	\$ 269,015
	Register of Deeds	4,644
Federal Equitable Sharing Fund	Law enforcement	49,327
State Substance Abuse Tax Fund	Law enforcement	51,410
Emergency Telephone Fund	911 eligible expenditures	247,730
Occupancy Tax Fund	Tourism	775
Fire District Funds	Unexpended collections	10,695
Total Governmental Activities		\$ 633,596

#### **4. Ad Valorem Taxes Receivable**

In accordance with State Law [G.S. 105-347 and G.S. 159-13(a)], the County levies ad valorem taxes on property other than motor vehicles on July 1, the beginning of the fiscal year. The taxes are due on September 1 (lien date); however, penalties and interest do not accrue until the following January 6. These taxes are based on the assessed values as of January 1, 2017.

#### **5. Allowances for Doubtful Accounts**

All receivables that historically experience uncollectible accounts are shown net of an allowance for doubtful accounts. This amount is estimated by analyzing the percentage of receivables that were written off in prior years.

#### **6. Inventory**

The inventories of AppalCart are maintained for fuel oil, tires, and vehicle parts; valuation is at last in first out (LIFO) basis. The cost of the inventory of AppalCart is recorded as an expense when consumed.

#### **7. Capital Assets**

Purchased or constructed capital assets are reported at cost or estimated historical cost. Donated capital assets received prior to July 1, 2015, are recorded at their estimated fair value at the date of donation. Donated capital assets received July 1, 2015, are recorded at their acquisition value. Minimum capitalization is \$2,000 for all governmental fund assets. On July 1, 1989, the County established the Solid Waste Fund to account for the operations of the landfill. At this time, all landfill assets were transferred to this fund at original cost less accumulated depreciation from date of purchase. Property, plant, and equipment acquired after July 1, 1989, are recorded at original cost at time of acquisition. After July 1, 2002, the Fund's minimum capitalization cost is \$2,000. Prior to July 1, 2002, the Fund did not have a minimum capitalization cost. The cost of normal maintenance and repairs that do not add to the value of the assets or materially extend assets' lives are not capitalized.

The County holds title to a Watauga County Board of Education property that has not been included in capital assets. The property has been deeded to the County to permit installment purchase

## WATAUGA COUNTY, NORTH CAROLINA

### Notes to the Financial Statements For the Year Ended June 30, 2018

financing. Lease agreements between the County and the Board of Education give the Board of Education full use of Mabel School, full responsibility for maintenance of the facility, and stipulate the County will convey title back to the Board of Education once all restrictions of the financing agreements have been met. The property is reflected as a capital asset in the financial statements of the Watauga County Board of Education.

Capital assets of the County are depreciated on a straight-line basis over the following estimated useful lives:

	<u>Years</u>
Buildings	10 to 50
Leasehold improvements	10 to 50
Other improvements	8 to 99
Furniture and equipment	5 to 20
Vehicles and motorized equipment	5

Capital assets of the AppalCART are depreciated over their useful lives on a straight-line basis as follows:

	<u>Years</u>
Office furniture and equipment	5 to 7
Shop equipment	8
Vehicles	7 to 12
Land improvements	10
Buildings	50

Capital assets of the Watauga County District U Tourism Development Authority are depreciated over their useful lives on a straight-line basis as follows:

	<u>Years</u>
Computer equipment	5
Furniture and fixtures	7

#### **8. Deferred Outflows/Inflows of Resources**

In addition to assets, the statement of financial position will sometimes report a separate section for deferred outflows of resources. This separate financial statement element, Deferred Outflows of Resources, represents a consumption of net position that applies to a future period and so will not be recognized as an expense or expenditure until then. The County has the following items that meet this criterion – pension related deferrals and OPEB deferrals. In addition to liabilities, the statement of financial position can also report a separate section for deferred inflows of resources. This separate financial statement element, Deferred Inflows of Resources, represents an acquisition of net position that applies to a future period and so will not be recognized as revenue until then. The County has the following items that meet the criterion for this category – prepaid taxes, OPEB deferrals and pension related deferrals.

#### **9. Long-term Obligations**

In the government-wide financial statements and in the proprietary fund types in the fund financial statements, long-term debt and other long-term obligations are reported as liabilities on the Statement of Net Position.

#### **10. Compensated Absences**

The vacation policies of the County and AppalCART provide for the accumulation of up to thirty day earned vacation leave with such leave being fully vested when earned. An expense and a liability for compensated absences and the salary-related payments are recorded as the leave is earned in the County's government-wide, proprietary fund and AppalCART statements. The vacation policy of the Authority provides for the accumulation of up to fifteen days earned vacation leave with such leave being fully vested when earned. On the Authority's government-wide statement, an expense and liability for compensated absences and salary-related payments are recorded as the leave is earned.

## WATAUGA COUNTY, NORTH CAROLINA

### Notes to the Financial Statements For the Year Ended June 30, 2018

The sick leave policies of the County, the Authority, and AppalCART provide for an unlimited accumulation of earned sick leave. Sick leave does not vest, but any unused sick leave accumulated at the time of retirement with the County and the Authority may be used in the determination of length of service for retirement benefit purposes. Since none of the entities have any obligation for accumulated sick leave until it is actually taken, no accruals for sick leave have been made by the County or its component units.

#### **11. Net Positions/Fund Balances**

##### **Net Position**

Net position in government-wide and proprietary fund financial statements is classified as net investment in capital assets, restricted, and unrestricted. Restricted net position represents constraints on resources that are either a) externally imposed by creditors, grantors, contributors, or laws or regulations of other governments or b) imposed by law through State statutes.

##### **Fund Balances**

In the governmental fund financial statements, fund balance is composed of five classifications designed to disclose the hierarchy of constraints placed on how fund balance can be spent.

The governmental fund types classify fund balances as follows:

*Nonspendable Fund Balance* – This classification includes amounts that cannot be spent because they are either (a) not in spendable form or (b) legally or contractually required to be maintained intact.

*Restricted Fund Balance* – This classification includes revenue sources that are restricted to specific purposes externally imposed or imposed by law. The County has the following restricted items:

Restricted for Stabilization by State Statute – portion of fund balance restricted under State Statute [G.S. 159-8(a)].

Restricted for Revaluation – portion of fund balance restricted under State Statute [G.S. 153A-150].

Restricted for Register of Deeds – portion of fund balance restricted by revenue source for automation and technology enhancements in the Register of Deeds' office [G.S. 161-11.3].

Restricted for Public Safety – portion of fund balance representing the aggregate of net positions for three special revenue funds: the Emergency Telephone System Fund, the State Substance Abuse Tax Fund, and the Federal Equitable Sharing Fund.

*Committed Fund Balance* – portion of fund balance which can only be used for a specific purpose by a majority vote of Watauga County's governing board (highest body of decision making authority). Any change or removal of specific purpose requires majority action by the governing board.

Committed for Capital Projects – portion of fund balance set aside for future capital project expenditures.

*Assigned Fund Balance* – portion of fund balance the governing board decides to use for a specific purpose.

Assigned for fiscal year 2019 expenditures – portion of fund balance appropriated for next years' budget.

*Unassigned Fund Balance* – portion of the total fund balance that has not been restricted, committed, or assigned to specific purposes or other funds at year-end.

Watauga County has a revenue spending policy that provides policy for programs with multiple revenue sources. The Finance Officer will use resources in the following hierarchy: bond proceeds, federal funds, State funds, local non-county funds, and county funds. For the purposes of fund balance classification expenditures are to be spent from restricted fund balance first, followed in order by committed fund balance, assigned fund balance and lastly unassigned fund balance. The Finance Officer has the authority to deviate from this policy if it is in the best interest of the County.

## WATAUGA COUNTY, NORTH CAROLINA

Notes to the Financial Statements  
For the Year Ended June 30, 2018

### 12. Defined Benefit Pension and OPEB Plans

The County participates in two cost-sharing, multiple-employer, defined benefit pension plans that are administered by the State: the Local Governmental Employees' Retirement System (LGERS) and the Registers of Deeds' Supplemental Pension Fund (RODSPF) (collectively, the "state administered defined benefit pension plans"). For the purposes of measuring the net pension asset or liability, deferred outflows of resources and deferred inflows of resources related to pensions and pension expense, information about the fiduciary net positions of the state-administered defined benefit pension plans and additions to/deductions from the state-administered defined pension plans' fiduciary net positions have been determined on the same basis as they are reported by the state-administered defined benefit pension plans. For purposes of measuring the net OPEB liability, deferred outflows and inflows of resources related to OPEB, and OPEB expense, information about the fiduciary net position of the HCB and additions to/deductions from the HCB's fiduciary net position have been determined on the same basis as they are reported by the HCB. For this purpose, the HCB recognizes benefit payments when due and payable in accordance with the benefit terms. Investments for all plans are reported at fair value. For this purpose, plan member contributions recognized in the period in which the contributions are due. The County's employer contributions are recognized when due and the County has a legal requirement to provide the contributions. Benefits and refunds are recognized when due and payable in accordance with the terms of the state-administered defined benefit pension plans. Investments are reported at fair value.

#### Note 2 -

#### Detail Notes on All Funds

##### A. Assets

##### 1. Deposits

All of the County's, AppalCART's, and the Authority's deposits are either insured or collateralized by using one of two methods. Under the Dedicated Method, all deposits exceeding the federal depository insurance coverage level are collateralized with securities held by the County's, AppalCART's, and the Authority's agents in these units' names. Under the Pooling Method, which is a collateral pool, all uninsured deposits are collateralized with securities held by the State Treasurer's agent in the name of the State Treasurer. Since the State Treasurer is acting in a fiduciary capacity for the County, AppalCART, and the Authority, these deposits are considered to be held by their agents in the entities' names. The amount of the pledged collateral is based on an approved averaging method for non-interest bearing deposits and the actual current balance for interest-bearing deposits. Depositories using the Pooling Method report to the State Treasurer the adequacy of their pooled collateral covering uninsured deposits. The State Treasurer does not confirm this information with the County, AppalCART, or the Authority. Because of the inability to measure the exact amount of collateral pledged for the County, AppalCART, or the Authority, the potential exists for under-collateralization, and this risk may increase in periods of high cash flows. However, the State Treasurer of North Carolina enforces strict standards of financial stability for each depository that collateralizes public deposits under the Pooling Method.

The State Treasurer enforces standards of minimum capitalization for all pooling method financial institutions. The County, AppalCART, and the Authority rely on the State Treasurer to monitor those financial institutions. The County analyzes the financial soundness of any financial institution used by the County. The County complies with the provisions of G.S. 159-31 when designating official depositories and verifying that deposits are properly secured. The County, AppalCART, and the Authority have no formal policy regarding custodial credit risk for deposits.

At June 30, 2018, the County's deposits had a carrying amount of \$12,281,160 and a bank balance of \$12,652,034. Of the bank balance, \$1,020,057 was covered by federal depository insurance and the remainder is covered by collateral held under the Pooling Method. At June 30, 2018, Watauga County had \$4,203 cash on hand.



## WATAUGA COUNTY, NORTH CAROLINA

### Notes to the Financial Statements For the Year Ended June 30, 2018

At June 30, 2018, AppalCART's deposits had a carrying amount of \$1,027,840 and a bank balance of \$1,395,724. Of the bank balance, \$250,000 was covered by federal depository insurance, and \$871,793 in interest bearing deposits were covered by collateral held under the Pooling Method. At June 30, 2018, \$182,068 of the cash balance was restricted for local grant matching funds required for the order of the 4 Gillig buses and costs for installation of automatic passenger counters.

At June 30, 2018, the Authority's deposits had a carrying amount of \$428,442 and a bank balance of \$433,925. Of the balance, \$250,000 was covered by federal depository insurance and the remainder was covered by collateral held under the Pooling Method. The Authority had no cash on hand.

## 2. Investments

As of June 30, 2018, the County had the following investments and maturities:

Investments by Type	Valuation Measurement Method	Fair Value	Less Than 6 Months	6-12 Months	1-5 Years
Commercial Paper	Fair Value Level 2	23,779,896	16,726,085	7,053,811	-
Government Agencies	Fair Value Level 2	6,744,030	1,199,500	1,720,000	3,824,530
NC Capital Management Trust – Government Portfolio	Amortized Cost	3,027,690	N/A	N/A	N/A
NC Capital Management Trust – Term Portfolio*	Fair Value Level 1	9,405,342	9,405,342	-	-
Total:		<u>\$42,956,958</u>	<u>\$27,330,927</u>	<u>\$8,773,811</u>	<u>\$3,824,530</u>

\*Because the NC Capital Management Trust Term Portfolio has a weighted average maturity of less than 90 days, it was presented as an investment with a maturity of less than 6 months.

All investments are measured using the market approach: using prices and other relevant information generated by market transactions involving identical or comparable assets or a group of assets. Ratings are from Standard and Poor's scale.

Level of fair value hierarchy: Level 1: Debt securities are valued using directly observable, quoted prices (unadjusted) in active markets for identical assets. Level 2: Debt securities are valued using a matrix pricing technique. Matrix pricing is used to value securities based on the securities relationship to benchmark quoted prices.

*Interest Rate Risk.* The County has no formal investment policy regarding interest rate risk. As a means of limiting its exposure to fair value losses arising from rising interest rates, the County's internal investment procedure limits at least half of the County's investment portfolio to maturities of less than 12 months. Also, the County's internal management policy recommends purchases of securities to be laddered with staggered maturity dates and limits all securities to a final maturity of no more than five years.

*Credit Risk.* The County has no formal policy regarding credit risk, but has internal management procedures that limits the County's investments to the provisions of G.S. 159-30 and restricts the purchase of securities to the highest possible ratings whenever particular types of securities are rated. State law limits investments in commercial paper to the top rating issued by nationally recognized statistical rating organizations (NRSROs). As of June 30, 2018, the County's investments in commercial paper were rated A1 by Standard & Poor's and P1 by Moody's Investors Service. The County's investment in the NC Capital Management Trust Government Portfolio carried a credit rating

## WATAUGA COUNTY, NORTH CAROLINA

### Notes to the Financial Statements For the Year Ended June 30, 2018

of AAAM by Standard & Poor's as of June 30, 2018. The County's investment in the NC Capital Management Trust Term Portfolio is unrated. The Term Portfolio is authorized to invest in obligations of the U.S. government and agencies, and in high grade money market instruments as permitted under North Carolina General Statutes 159-30 as amended. The County's investments in US Agencies with Federal Home Loan Bank, Federal National Mortgage Association, Federal Farm Credit Bank and Federal Home Loan Mortgage Corporation are rated AA+ by Standard & Poor's and AAA by Moody's Investors Service. The County does have an elevated credit risk due to safekeeping held in a third party arrangement.

At June 30, 2018, AppalCART's investment stated at fair value, consisted of \$2,039,745 in the North Carolina Capital Management Trust's Government Portfolio which carried a credit rating of AAAM by Standard and Poor's. AppalCART has no formal policy on interest rate risk or credit risk on its investments.

At June 30, 2018, the Authority's investments consisted of the following:

Investment Type	Fair Value	Maturity	Rating
NC Capital Management Trust – Government Portfolio	\$ 104,477	N/A	AAAM
NC Capital Management Trust – Term Portfolio	2,136,800	.09 years	Unrated
	<u>\$2,241,277</u>		

*Interest Rate Risk.* The Authority has not formal investment policy regarding interest rate risk. As a means of limiting its exposure to fair value losses arising from rising interest rates, the Authority's internal investment policy limits at least half of the Authority's investment portfolio to maturities of less than 12 months. Also, the Authority's internal management policy requires purchases of securities to be laddered with staggered maturity dates and limits all securities to a final maturity of no more than two years.

*Credit risk.* The Authority has no formal policy regarding credit risk, but has internal management procedures that limits the Authority's investments to the provisions of G.S. 159-30 and restricts the purchase of securities to the highest possible ratings whenever particular types of securities are rated. The Authority's investment in the NC Capital Management Trust Government Portfolio carried a credit rating of AAAM by Standard & Poor's as of June 30, 2018. The Authority's investment in the NC Capital Management Trust Term Portfolio is unrated. The Term Portfolio is authorized to invest in obligations of the U.S. government and agencies, and in high grade money market instruments as permitted under North Carolina General Statutes 159-30 as amended.

#### **Property Tax – Use – Value Assessment on Certain Lands**

In accordance with the general statutes, agriculture, horticulture, and forestland may be taxed by the County at the present-use value as opposed to market value. When the property loses its eligibility for use-value taxation, the property tax is recomputed at market value for the current year and the three preceding fiscal years, along with the accrued interest from the original due date. This tax is immediately due and payable. The following are property taxes that could become due if present use-value eligibility is lost. These amounts have not been recorded in the financial statements.

Tax Year Levied	Tax	Interest	Total
2014	\$ 673,162	\$ 190,168	\$ 863,330
2015	676,442	130,215	806,657
2016	670,350	68,711	739,061
2017	762,996	-	762,996
Total	<u>\$ 2,782,950</u>	<u>\$ 389,094</u>	<u>\$ 3,172,044</u>

**WATAUGA COUNTY, NORTH CAROLINA**

Notes to the Financial Statements  
For the Year Ended June 30, 2018

**3. Receivables**

Receivables at the government-wide level at June 30, 2018, were as follows:

	Accounts	Taxes Receivable	Interest Receivable	Total
<b>Governmental Activities:</b>				
General	\$ 142,063	\$ 900,513	\$ 149,716	\$ 1,192,292
Other Governmental	-	260,967	15,287	276,254
Total receivables	142,063	1,161,480	165,003	1,468,546
Allowance for doubtful accounts	-	(144,951)	-	(144,951)
Total-governmental activities	\$ 142,063	\$ 1,016,529	\$ 165,003	\$ 1,323,595
<b>Business-type Activities</b>				
Solid Waste	\$ 389,417	\$ -	\$ -	\$ 389,417
Allowance for doubtful accounts	(58,983)	-	-	(58,983)
Total-business-type activities	\$ 330,434	\$ -	\$ -	\$ 330,434

The due from other governments that is owed to the County consists of the following:

High Country Council of Government	\$ 2,841
NC DOR	3,668,465
NC DOT	10,577
Town of Blowing Rock ABC	570
Town of Blowing Rock	125,583
Town of Beech Mountain	140,826
Town of Boone	22,408
Watauga County Clerk of Court	23,367
NC DHHS	399,696
Emergency Telephone System	30,763
NC DENR	11,063
Total:	<u>\$ 4,436,159</u>

**4. Notes Receivable/Special item**

The County entered into a promissory note with Appalachian State University on September 28, 2017 for the sale of the Old Watauga High School property located in Boone in the amount \$15,475,000. The terms of the note include interest at 0% and annual principal payments commencing July 1, 2022 in the amount \$800,000 continuing through July 1, 2040 with a final payment of \$1,075,000. The balance as of June 30, 2018 was \$15,475,000.

The County recorded a special item for the loss of the sale of the old Watauga High School. The property sold for \$18,319,000 and had a value of \$26,017,452, thus resulting in a loss of \$7,698,452.

## WATAUGA COUNTY, NORTH CAROLINA

Notes to the Financial Statements  
For the Year Ended June 30, 2018

### 5. Capital Assets

#### Primary Government:

Capital asset activity for the year ended June 30, 2018, was as follows:

	Beginning Balances	Increases	Decreases	Ending Balances
<b>Governmental activities:</b>				
<b>Capital assets not being depreciated:</b>				
Land	\$ 44,388,984	\$ 3,088,831	\$ 26,263,905	\$ 21,213,910
Intangible	15,600	-	-	15,600
Construction in progress	575,592	1,174,339	789,405	960,526
Total capital assets not being depreciated	<u>44,980,176</u>	<u>4,263,170</u>	<u>27,053,310</u>	<u>22,190,036</u>
<b>Capital assets being depreciated:</b>				
Buildings	101,881,088	639,964	-	102,521,052
Other improvements	5,428,730	21,740	-	5,450,470
Leasehold improvements	7,380,168	45,216	-	7,425,384
Equipment	6,269,316	294,355	48,647	6,515,024
Vehicles and motorized equipment	2,282,873	305,387	230,728	2,357,532
Total capital assets being depreciated	<u>123,242,175</u>	<u>1,306,662</u>	<u>279,375</u>	<u>124,269,462</u>
Less accumulated depreciation for:				
Buildings	21,509,812	2,035,533	-	23,545,345
Other improvements	2,687,902	523,356	-	3,211,258
Leasehold improvements	1,353,309	245,388	-	1,598,697
Equipment	5,035,245	315,235	48,647	5,301,833
Vehicles and motorized equipment	1,189,957	368,891	230,728	1,328,120
Total accumulated depreciation	<u>31,776,225</u>	<u>3,488,403</u>	<u>279,375</u>	<u>34,985,253</u>
Total capital assets being depreciated, net	<u>91,465,950</u>			<u>89,284,209</u>
<b>Governmental activity capital assets, net</b>	<u>\$136,446,126</u>			<u>\$111,474,245</u>

Depreciation expense was charged to functions/programs of the primary government as follows:

General government	\$ 1,997,165
Public safety	546,836
Economic and physical development	32,349
Environmental protection	10,076
Human services	365,639
Cultural and recreational	536,338
Total depreciation expense	<u>\$ 3,488,403</u>

	Beginning Balances	Increases	Decreases	Ending Balances
<b>Business-type activities:</b>				
<b>Capital assets not being depreciated:</b>				
Land	\$ 975,497	\$ -	\$ -	\$ 975,497
Total capital assets not being depreciated	<u>975,497</u>	<u>-</u>	<u>-</u>	<u>975,497</u>
<b>Capital assets being depreciated:</b>				
Improvements	445,921	-	-	445,921
Leasehold improvements	319,960	-	-	319,960
Buildings	4,152,793	-	-	4,152,793

## WATAUGA COUNTY, NORTH CAROLINA

### Notes to the Financial Statements For the Year Ended June 30, 2018

Equipment	1,576,017	150,691	9,501	1,717,207
Vehicles	1,460,151	209,502	221,984	1,447,669
Total capital assets being depreciated	7,954,842	360,193	231,485	8,083,550
Less accumulated depreciation for:				
Improvements	326,674	23,523	-	350,197
Leasehold improvements	313,412	248	-	313,660
Building	1,202,405	85,898	-	1,288,303
Equipment	1,351,416	71,518	9,501	1,413,433
Vehicles	1,065,904	143,925	221,984	987,845
Total accumulated depreciation	4,259,811	325,112	231,485	4,353,438
Total capital assets being depreciated, net	3,695,031			3,730,112
<b>Business-type capital assets, net</b>	<b>\$ 4,670,528</b>			<b>\$ 4,705,609</b>

#### Construction commitments

The County has one active construction project as of June 30, 2018. The governmental project includes the Community Recreation Center. At June 30, 2018, the government's commitments with contractors are as follows:

Project	Spent-to-date	Remaining Commitment
Community Recreation Center	\$ 955,375	\$ 1,280,500
Total	\$ 955,375	\$ 1,280,500

#### Discretely presented component units

Capital asset activity for the AppalCART for the year ended June 30, 2018, was as follows:

	Beginning Balances	Increases	Decreases	Ending Balances
<b>Business-type activities:</b>				
<b>Capital assets not being depreciated:</b>				
Land	\$ 1,114,242	\$ -	\$ -	\$ 1,114,242
Construction in progress	67,750	-	42,250	25,500
Total capital assets not being depreciated	1,181,992	-	42,250	1,139,742
<b>Capital assets being depreciated:</b>				
Buildings	6,699,444	13,885	-	6,713,329
Land improvements	11,156	-	-	11,156
Office furniture and equipment	422,809	56,221	-	479,030
Shop equipment	347,384	-	-	347,384
Vehicles	8,082,815	4,697,256	1,800,453	10,979,618
Total capital assets being depreciated	15,563,608	4,767,632	1,800,453	18,530,517
Less accumulated depreciation for:				
Buildings	544,813	134,759	-	679,572
Land improvements	12,097	536	-	12,633
Office furniture and equipment	150,658	56,038	-	206,696
Shop equipment	263,650	37,172	-	300,822
Vehicles	4,908,353	738,492	1,786,049	3,860,796
Total accumulated depreciation	5,879,571	966,997	1,786,049	5,060,519
Total capital assets being depreciated, net	9,684,037			13,469,998
<b>Business-type activities capital assets, net</b>	<b>\$10,866,029</b>			<b>\$14,609,740</b>

## WATAUGA COUNTY, NORTH CAROLINA

Notes to the Financial Statements  
For the Year Ended June 30, 2018

### B. Liabilities

#### 1. Payables

Payables at the government-wide level at June 30, 2018, were as follows:

	Vendors	Salaries and benefits	Total
Governmental activities:			
General	\$ 1,158,091	\$ 402,955	\$ 1,561,046
Recreation center project fund	418,320	-	418,320
Other governmental funds	185,911	-	185,911
Total-governmental activities	\$ 1,762,322	\$ 402,955	\$ 2,165,277
Business-type activities:			
Solid Waste	\$ 253,536	\$ 33,805	\$ 287,341

#### 2. Pension Plan Obligations

##### a. Local Governmental Employees' Retirement System

*Plan Description.* The County is a participating employer in the statewide Local Governmental Employees' Retirement System (LGERS), a cost-sharing multiple-employer defined benefit pension plan administered by the State of North Carolina. LGERS membership is comprised of general employees and local law enforcement officers (LEOs) of participating local government entities. Article 3 of G.S. Chapter 128 assigns the County to establish and amend benefit provisions to the North Carolina General Assembly. Management of the plan is vested in the LGERS Board of Trustees, which consists of 13 members – nine appointed by the Governor, one appointed by the State Senate, one appointed by the State House of Representatives, and the State Treasurer and State Superintendent, who serve as ex-officio members. The Local Governmental Employees' Retirement System is included in the Comprehensive Annual Financial Report (CAFR) for the State of North Carolina. The State's CAFR includes financial statements and required supplementary information for LGERS. That report may be obtained by writing to the Office of the State Controller, 1410 Mail Service Center, Raleigh, North Carolina 27699-1410, by calling (919) 981-5454, or at [www.osc.nc.org](http://www.osc.nc.org).

*Benefits Provided.* LGERS provides retirement and survivor benefits. Retirement benefits are determined as 1.85% of the member's average final compensation times the member's years of creditable service. A member's average final compensation is calculated as the average of a member's four highest consecutive years of compensation. Plan members are eligible to retire with full retirement benefits at age 65 with five years of creditable service, at age 60 with 25 years of creditable service, or at any age with 30 years of creditable service. Plan members are eligible to retire with partial retirement benefits at age 50 with 20 years of creditable service or at age 60 with five years of creditable service (age 55 for firefighters). Survivor benefits are available to eligible beneficiaries of members who die while in active service or within 180 days of their last day of service and who have either completed 20 years of creditable service regardless of age (15 years of creditable service for firefighters and rescue squad members who are killed in the line of duty) or have completed five years of service and have reached age 60. Eligible beneficiaries may elect to receive a monthly Survivor's Alternate Benefit for life or a return of the member's contributions. The plan does not provide for automatic post-retirement benefit increases. Increases are contingent upon actuarial gains of the plan.

LGERS plan members who are LEOs are eligible to retire with full retirement benefits at age 55 with five years creditable service as an officer, or at any age with 30 years of creditable service. LEO plan members are eligible to retire with partial retirement benefits at age 50 with 15 years of creditable service as an officer. Survivor benefits are available to eligible beneficiaries of LEO members who die while in active service or within 180 days of their last day of service and who also have either completed 20 years of creditable service regardless of age, or have completed 15 years of service as

## WATAUGA COUNTY, NORTH CAROLINA

### Notes to the Financial Statements For the Year Ended June 30, 2018

a LEO and have reached age 50, or have completed five years of creditable service as a LEO and have reached age 55, or have completed 15 years of creditable service as a LEO if killed in the line of duty. Eligible beneficiaries may elect to receive a monthly Survivor's Alternate Benefit for life or a return of the member's contributions.

*Contributions.* Contribution provisions are established by General Statute 128-30 and may be amended only by the North Carolina General Assembly. County employees are required to contribute 6% of their compensation. Employer contributions are actuarially determined and set annually by the LGERS Board of Trustees. The County's contractually required contribution rate for the year ended June 30, 2018, was 8.25% of compensation for law enforcement officers and 7.59% for general employees and firefighters, actuarially determined as an amount that, when combined with employees contributions, is expected to finance the costs of benefits earned by employees during the year. Contributions to the pension plan from the County were \$861,878 for the year ended June 30, 2018.

*Refunds of Contributions.* County employees, who have terminated service as a contributing member of LGERS, may file an application for a refund of their contributions. By state law, refunds to members with at least five years of service include 4% interest. State law requires a 60 day waiting period after service termination before the refund may be paid. The acceptance of a refund payment cancels the individual's right to employer contributions or any other benefit provided by LGERS.

#### **Pension Liabilities, Pension Expense, and Deferred Outflows of Resources and Deferred Inflows of Resources Related to Pensions**

At June 30, 2018, the County reported a liability of \$2,564,283 for its proportionate share of the net pension liability. The net pension liability was measured as of June 30, 2017. The total pension liability used to calculate the net pension liability was determined by an actuarial valuation as of December 31, 2016. The total pension liability was then rolled forward to the measurement date of June 30, 2017 utilizing update procedures incorporating the actuarial assumptions. The County's proportion of the net pension liability was based on a projection of the County's long-term share of future payroll covered by the pension plan, relative to the projected future payroll covered by the pension plan of all participating LGERS employers, actuarially determined. At June 30, 2017, the County's proportion was 0.16785%, which was a decrease of 0.00605% from its proportion measured as of June 30, 2016.

For the year ended June 30, 2018, the County recognized pension expense of \$860,751. At June 30, 2018, the County reported deferred outflows of resources and deferred inflows of resources related to pensions from the following sources:

	<b>Deferred Outflows of Resources</b>	<b>Deferred Inflows of Resources</b>
Differences between expected and actual experience	\$ 147,726	\$ 72,587
Changes of assumptions	366,215	-
Net difference between projected and actual earnings on pension plan investments	622,611	-
Changes in proportion and differences between County contributions and proportionate share of contributions	3,765	21,505
County contributions subsequent to the measurement date	861,878	-
Total	<u>\$ 2,002,195</u>	<u>\$ 94,092</u>

\$861,878 reported as deferred outflows of resources related to pensions resulting from County contributions subsequent to the measurement date will be recognized as a decrease of the net pension liability in the year ended June 30, 2018. Other amounts reported as deferred inflows of resources related to pensions will be recognized in pension expense as follows:

**WATAUGA COUNTY, NORTH CAROLINA**Notes to the Financial Statements  
For the Year Ended June 30, 2018

Year ended June 30:	
2019	\$ 133,002
2020	739,995
2021	369,700
2022	(196,472)
2023	-
Thereafter	-
Total	\$ <u>1,046,225</u>

At June 30, 2018, the Authority reported a liability of \$42,165 for its proportionate share of the net pension liability. The net pension liability was measured as of June 30, 2017. The total pension liability used to calculate the net pension liability was determined by an actuarial valuation as of December 31, 2016. The total pension liability was then rolled forward to the measurement date of June 30, 2017 utilizing update procedures incorporating the actuarial assumptions. The Authority's proportion of the net pension liability was based on a projection of the Authority's long-term share of future payroll covered by the pension plan, relative to the projected future payroll covered by the pension plan of all participating LGERS employers, actuarially determined. At June 30, 2017, the Authority's proportion was 0.00276%, which was a decrease of 0.00013% from its proportion measured as of June 30, 2016.

For the year ended June 30, 2018, the Authority recognized pension expense of \$9,746. At June 30, 2018, the Authority reported deferred outflows of resources and deferred inflows of resources related to pensions from the following sources:

	<b>Deferred Outflows of Resources</b>	<b>Deferred Inflows of Resources</b>
Differences between expected and actual experience	\$ 2,429	\$ 1,194
Changes of assumptions	6,022	-
Net difference between projected and actual earnings on pension plan investments	10,238	-
Changes in proportion and differences between Authority contributions and proportionate share of contributions	-	6,512
Authority contributions subsequent to the measurement date	<u>12,227</u>	<u>-</u>
Total	\$ <u>30,916</u>	\$ <u>7,706</u>

\$12,227 reported as deferred outflows of resources related to pensions resulting from Authority contributions subsequent to the measurement date will be recognized as a decrease of the net pension liability in the year ended June 30, 2018. Other amounts reported as deferred inflows of resources related to pensions will be recognized in pension expense as follows:

Year ended June 30:	
2019	\$ (2,026)
2020	11,172
2021	5,449
2022	(3,612)
2023	-
Thereafter	-
Total	\$ <u>10,983</u>



## WATAUGA COUNTY, NORTH CAROLINA

### Notes to the Financial Statements For the Year Ended June 30, 2018

*Actuarial Assumptions.* The total pension liability in the December 31, 2016 actuarial valuation was determined using the following actuarial assumptions, applied to all periods included in the measurement:

Inflation	3.0 percent
Salary increases	3.50 to 7.75 percent, including inflation and productivity factor
Investment rate of return	7.20 percent, net of pension plan investment expense, including inflation

The plan currently uses mortality tables that vary by age, gender, employee group (i.e. general, law enforcement officer) and health status (i.e. disabled and healthy). The current mortality rates are based on published tables and based on studies that cover significant portions of the U.S. population. The healthy mortality rates also contain a provision to reflect future mortality improvements.

The actuarial assumptions used in the December 31, 2016 valuation were based on the results of an actuarial experience study for the period January 1, 2010 through December 31, 2014.

Future ad hoc COLA amounts are not considered to be substantively automatic and are therefore not included in the measurement.

The projected long-term investment returns and inflation assumptions are developed through review of current and historical capital markets data, sell-side investment research, consultant whitepapers, and historical performance of investment strategies. Fixed income return projections reflect current yields across the U.S. Treasury yield curve and market expectations of forward yields projected and interpolated for multiple tenors and over multiple year horizons. Global public equity projections are established through analysis of the equity risk premium and the fixed income return projections. Other asset categories and strategies' return projections reflect the foregoing and historical data analysis. These projections are combined to produce the long-term expected rate of return by weighting the expected future real rates of return by the target asset allocation percentage and by adding expected inflation. The target allocation and best estimates or arithmetic real rates of return for each major asset class as of June 30, 2017 are summarized in the following table:

Asset Class	Target Allocation	Long-Term Expected Real Rate of Return
Fixed Income	29.0%	1.4%
Global Equity	42.0%	5.3%
Real Estate	8.0%	4.3%
Alternatives	8.0%	8.9%
Credit	7.0%	6.0%
Inflation Protection	6.0%	4.0%
Total	<u>100%</u>	

The information above is based on 30 year expectations developed with the consulting actuary for the 2016 asset liability and investment policy study for the North Carolina Retirement Systems, including LGERS. The long-term nominal rates of return underlying the real rates of return are arithmetic annualized figures. The real rates of return are calculated from nominal rates by multiplicatively subtracting a long-term inflation assumption of 3.00%. All rates of return and inflation are annualized.

*Discount rate.* The discount rate used to measure the total pension liability was 7.20%. The projection of cash flows used to determine the discount rate assumed that contributions from plan members will be made at the current contribution rate and that contributions from employers will be made at statutorily required rates, actuarially determined. Based on these assumptions, the pension plan's fiduciary net position was projected to be available to make all projected future benefit payments of the current plan members. Therefore, the long-term expected rate of return on pension plan investments was applied to all periods of projected benefit payments to determine the total pension liability.

## WATAUGA COUNTY, NORTH CAROLINA

### Notes to the Financial Statements For the Year Ended June 30, 2018

*Sensitivity of the proportionate share of the net pension asset to changes in the discount rate.* The following presents the proportionate share of the net pension asset calculated using the discount rate of 7.20 percent, as well as what the proportionate share of the net pension asset or net pension liability would be if it were calculated using a discount rate that is one percentage point lower (6.20 percent) or one percentage point higher (8.20 percent) than the current rate:

	1% Decrease (6.20%)	Discount Rate (7.20%)	1% Increase (8.20%)
County's proportionate share of the net pension liability (asset)	\$ 7,698,036	\$ 2,564,283	\$ (1,720,780)
	1% Decrease (6.20%)	Discount Rate (7.20%)	1% Increase (8.20%)
Authority's proportionate share of the net pension liability (asset)	\$ 126,581	\$ 42,165	\$ (28,295)

*Pension plan fiduciary net position.* Detailed information about the pension plan's fiduciary net position is available in the separately issued Comprehensive Annual Financial Report (CAFR) for the State of North Carolina.

#### **b. Law Enforcement Officers' Special Separation Allowance**

##### **1. Plan Description**

Watauga County administers a single-employer defined benefit pension plan that provides retirement benefits to the County's qualified sworn law enforcement officers. In June of 2016, the County established an irrevocable trust, the Law Enforcement Officers' Special Separation Allowance (LEOSSA) Irrevocable Trust Fund, to account for the assets set aside for this purpose. For reporting purposes, the LEOSSA is presented as a pension trust fund as it meets the criteria for trust funds outlined in GASB Statement 68.

*Benefits Provided.* The Separation Allowance is equal to .85 percent of the annual equivalent of the base rate of compensation most recently applicable to the officer for each year of creditable service. The retirement benefits are not subject to any increases in salary or retirement allowances that may be authorized by the General Assembly. Article 12D of G.S. Chapter 143 assigns the authority to establish and amend benefit provisions to the North Carolina General Assembly.

The data required regarding the membership of the Watauga County Law Enforcement Separation Allowance Plan was furnished by the County and the NC Local Governmental Employees' Retirement System. The following table summarizes the membership of the Plan as of June 30, 2017, the valuation date:

Retirees receiving benefits	2
Inactive members entitled to but not receiving benefits	0
Active plan members	43
Total	45

*Contributions.* The County is required by Article 12D of G.S. Chapter 143 to provide these retirement benefits and has chosen to fund the amounts necessary to cover the benefits earned by making contributions based on actuarial valuations. For the year ended June 30, 2018, the County contributed \$109,744, or 5.97% of covered payroll. There were no contributions made by employees. The County's obligation to contribute to this plan is established and may be amended by the North Carolina General Assembly. Administration costs of the Separation Allowance are financed through investment earnings.

## WATAUGA COUNTY, NORTH CAROLINA

### Notes to the Financial Statements For the Year Ended June 30, 2018

*Refunds of Contributions.* Because all funds are contributed by the County, no refunds are available to members of the plan.

*Actuarial Assumptions.* The total pension liability (TPL) in the June 30, 2017 actuarial valuation was determined using the following actuarial assumptions, applied to all periods included in the measurement:

Inflation	3.0 percent
Salary increases	Based on service, ranging from 3.50 to 7.35 percent, including inflation
Investment rate of return	3.58 percent, net of pension plan investment expense, including inflation
Mortality	Pre-retirement mortality rates bases on the RP-2014 Employee tables, projected forward generationally using Scale MP-2015 Post-retirement rate based on the RP-2014 Healthy Annuitant tables, projected forward generationally using Scale MP-2015; rates loaded by 4% for males

*Discount rate.* The discount rate used to measure the total pension liability was 3.58%. Since the assets are held in short term investments, a discount rate equal to the 20-year tax-exempt municipal bond (rating AA/Aa or higher) rate was used. The index used for this purpose is the Bond Buyer 20-Bond GO Index rate published closest to, but not later than, the measurement date of June 30, 2017.

*Projected cash flows.* The projection of cash flows used to determine the discount rate assumed that the employer would contribute the actuarially determined contribution in the future.

*Long term rate of return.* The long-term expected rate of return on pension plan investments is assumed to be 3.58% annually. Since the Separation Allowance assets are held in short term investments a discount rate equal to the 20-year tax-exempt municipal bond (rating AA/Aa or higher) rate was used. The index used for this purpose is the Bond Buyer 20-Bond GO Index rate published closest to, but not later than, the measurement date of June 30, 2017.

*Assumed Asset Allocation.* The target asset allocation is 100% in governmental securities and best estimate of arithmetic real rates of return is 2.85%.

*Sensitivity of the net pension asset to changes in the discount rate.* The following presents the net pension liability calculated using the discount rate of 3.58 percent, as well as what the net pension asset or net pension liability would be if it were calculated using a discount rate that is one percentage point lower (2.58 percent) or one percentage point higher (4.58 percent) than the current rate:

	<b>1% Decrease (2.58%)</b>	<b>Discount Rate (3.58%)</b>	<b>1% Increase (4.58%)</b>
Net pension liability	\$360,741	\$290,986	\$227,578

## WATAUGA COUNTY, NORTH CAROLINA

### Notes to the Financial Statements For the Year Ended June 30, 2018

*Pension plan fiduciary net position.* Detailed information about the pension plan's fiduciary net position is available in the chart below:

	Total Pension Liability (a)	Plan Net Position (b)	Net Pension Liability (a) – (b)
<b>Balance as of June 30, 2016</b>	\$ 849,033	\$ 273,313	\$ 575,720
<b>Changes for the year:</b>			
Service cost	57,127	-	57,127
Interest	25,578	-	25,578
Benefit changes	-	-	-
Difference between expected and actual experience	(173,460)	-	(173,460)
Changes of assumptions or other inputs	(50,285)	-	(50,285)
Contributions – employer	-	143,399	(143,399)
Contributions – employee	-	-	-
Net investment income	-	752	(752)
Benefits paid	(17,399)	(17,399)	-
Plan administrative expenses	-	(457)	457
Net changes	(158,439)	126,295	(284,734)
<b>Balance as of June 30, 2017</b>	<b>\$ 690,594</b>	<b>\$ 399,608</b>	<b>\$ 290,986</b>

#### **Pension Liabilities, Pension Expense, and Deferred Outflows of Resources and Deferred Inflows of Resources Related to the LEOSA Pension Plan**

The assumed rate of return was increased from 2.85% to 3.58% to reflect the change in the Municipal Bond Rate. There were no changes between the measurement date of the net pension liability and the County's reporting date that are expected to have a significant effect on the net pension liability.

For the year ended June 30, 2018, the County recognized pension expense of \$61,750. Since certain expense items are amortized over closed periods each year, the deferred portion of these items must be tracked annually. If the amounts serve to reduce pension expense, they are labeled deferred inflows. If they will increase pension expense they are labeled deferred outflows. The amortization of these amounts is accomplished on a level dollar basis, with no interest included in the deferred amounts. Experience gains/losses and the impact of changes in actuarial assumptions, if any, are amortized over the average remaining service life of the active and inactive plan members at the beginning of the fiscal year. Investment gains and losses are amortized over a fixed five year period.

At June 30, 2018, the County reported deferred outflows of resources and deferred inflows of resources related to pensions from the following sources as of the June 30, 2017 measurement date:

	<b>Deferred Outflows of Resources</b>	<b>Deferred Inflows of Resources</b>
Differences between expected and actual experience	\$ -	\$ 186,462
Changes of assumptions	59,801	45,980
Net difference between projected and actual earnings on pension plan investments	13,965	-
County benefit payments and admin expenditures subsequent to the measurement date	109,744	-
Total	<b>\$ 183,510</b>	<b>\$ 232,442</b>

The County paid \$91,244 in benefit payments and \$18,500 in admin expenditures subsequent to the measurement date that are reported as deferred outflows of resources related to pensions resulting from County contributions subsequent to the measurement date will be recognized as a reduction of

## WATAUGA COUNTY, NORTH CAROLINA

### Notes to the Financial Statements For the Year Ended June 30, 2018

the net pension liability in the year ended June 30, 2019. Other amounts reported as deferred outflows of resources and deferred inflows of resources related to pensions will be recognized in pension expense as follows:

<b>Year ended June 30:</b>	
2019	\$ (11,836)
2020	(11,836)
2021	(12,683)
2022	(14,420)
2023	(16,185)
2024-2028	(80,925)
2029-2030	(10,791)
Total	\$ <u>(158,676)</u>

#### **c. Supplemental Retirement Income Plan for Law Enforcement Officers**

*Plan Description.* The County contributes to the Supplemental Retirement Income Plan (Plan), a defined contribution pension plan administered by the Department of State Treasurer and a Board of Trustees. The Plan provides retirement benefits to law enforcement officers employed by the County. Article 5 of G.S. Chapter 135 assigns the authority to establish and amend benefit provisions to the North Carolina General Assembly. The Supplemental Retirement Income Plan for Law Enforcement Officers is included in the Comprehensive Annual Financial Report (CAFR) for the State of North Carolina. The State's CAFR includes the pension trust fund financial statements for the Internal Revenue Code Section 401(k) plan that includes the Supplemental Retirement Income Plan for Law Enforcement Officers. That report may be obtained by writing to the Office of the State Controller, 1410 Mail Service Center, Raleigh, North Carolina 27699-1410, or by calling (919) 981-5454.

*Funding Policy.* Article 12E of G.S. Chapter 143 required the County to contribute each month an amount equal to five percent of each officer's salary, and all amounts contributed are vested immediately. Also, the law enforcement officers may make voluntary contributions to the plan.

Contributions for the year ended June 30, 2018 were \$112,303, which consisted of \$98,015 from the County and \$14,288 from the law enforcement officers. No amounts were forfeited.

#### **d. Supplemental Retirement Income Plans for General Employees**

Employees, other than law enforcement, have the choice of participating in a 401(k) plan or a 457 deferred compensation plan. The County contributes five percent of each employee's salary to the plan of their choice. Employees may make elective deferrals to each plan. Contributions for the year ended June 30, 2018 to these plans were \$724,932 which consisted of \$542,007 from the County and \$182,924 from employees. No amounts were forfeited.

#### **e. Register of Deeds' Supplemental Pension Fund**

*Plan Description.* Watauga County also contributes to the Registers of Deeds' Supplemental Pension Fund (RODSPF), a noncontributory, defined benefit plan administered by the North Carolina Department of State Treasurer. RODSPF provides supplemental pension benefits to any eligible county register of deeds who is retired under the Local Government Employees' Retirement System (LGERS) or an equivalent locally sponsored plan. Article 3 of G.S. Chapter 161 assigns the authority to establish and amend benefit provisions to the North Carolina General Assembly. Management of the plan is vested in the LGERS Board of Trustees, which consists of 13 members – nine appointed by the Governor, one appointed by the state Senate, one appointed by the state House of Representatives, and the State Treasurer and State Superintendent, who serve as ex-officio members. The Registers of Deeds' Supplemental Pension Fund is included in the Comprehensive Annual Financial Report (CAFR) for the State of North Carolina. The State's CAFR includes financial statements and required supplementary information for the Registers of Deeds' Supplemental

## WATAUGA COUNTY, NORTH CAROLINA

### Notes to the Financial Statements For the Year Ended June 30, 2018

Pension Fund. That report may be obtained by writing to the Office of the State Controller, 1410 Mail Service Center, Raleigh, North Carolina 28699-1410, by calling (919) 981-5454, or at [www.osc.nc.gov](http://www.osc.nc.gov).

*Benefits Provided.* An individual's benefits for the year are calculated as a share of accumulated contributions available for benefits for that year, subject to certain statutory limits. An individual's eligibility is based on at least 10 years of service as a register of deeds with the individual's share increasing with years of service. Because of the statutory limits noted above, not all contributions available for benefits are distributed.

*Contributions.* Benefits and administrative expenses are funded by investment income and 1.5% of the receipts collected by each County Commission under Article 1 of Chapter 161 of the North Carolina General Statutes. The statutory contribution currently has no relationship to the actuary's required contribution. The actuarially determined contribution this year, and for the foreseeable future, is zero. Registers of Deeds do not contribute. Contribution provisions are established by General Statute 161-50 and may be amended only by the North Carolina General Assembly. Contributions to the pension plan from the County were \$5,273 for the year ended June 30, 2018.

#### ***Pension Liabilities, Pension Expense, and Deferred Outflows of Resources and Deferred Inflows of Resources Related to Pension***

At June 30, 2018, the County reported an asset of \$111,054 for its proportionate share of the net pension asset. The net pension asset was measured as of June 30, 2017. The total pension liability used to calculate the net pension asset was determined by an actuarial valuation as of December 31, 2016. The total pension liability was then rolled forward to the measurement date of June 30, 2017 utilizing update procedures incorporating the actuarial assumptions. The County's proportion of the net pension asset was based on the County's share of contributions to the pension plan, relative to contributions to the pension plan of all participating RODSPF employers. At June 30, 2017, the County's proportion was .65062%, which was a decrease of .01672% from its proportion measured as of June 30, 2016.

For the year ended June 30, 2018, the County recognized pension expense of \$16,732. At June 30, 2018, the County reported deferred outflows of resources and deferred inflows of resources related to pensions from the following sources:

	<b>Deferred Outflows of Resources</b>	<b>Deferred Inflows of Resources</b>
Differences between expected and actual experience	\$ 1,906	\$ 358
Changes of assumptions	18,738	-
Net difference between projected and actual earnings on pension plan investments	9,440	-
Changes in proportion and differences between County contributions and proportionate share of contributions	2,618	1,207
County contributions subsequent to the measurement date	5,273	-
Total	\$ 37,975	\$ 1,565

\$5,273 reported as deferred outflows of resources related to pensions resulting from County contributions subsequent to the measurement date will be recognized as an increase of the net pension asset in the year ended June 30, 2018. Other amounts reported as deferred inflows of resources related to pensions will be recognized in pension expense as follows:

## WATAUGA COUNTY, NORTH CAROLINA

Notes to the Financial Statements  
For the Year Ended June 30, 2018

### Year ended June 30:

2019	\$	17,517
2020		10,134
2021		1,080
2022		2,406
2023		-
Thereafter		-
Total	\$	31,137

*Actuarial Assumptions.* The total pension liability in the December 31, 2016 actuarial valuation was determined using the following actuarial assumptions, applied to all periods included in the measurement:

Inflation	3.0 percent	
Salary increases	3.50 to 7.75 percent, including inflation and productivity factor	
Investment rate of return	3.75 percent, net of pension plan investment expense, including inflation	

The plan currently uses mortality tables that vary by age, gender, employee group (i.e. general, law enforcement officer) and health status (i.e. disabled and healthy). The current mortality rates are based on published tables and based on studies that cover significant portions of the U.S. population. The healthy mortality rates also contain a provision to reflect future mortality improvements.

The actuarial assumptions used in the December 31, 2016 valuation were based on the results of an actuarial experience study for the period January 1, 2010 through December 31, 2014.

Future ad hoc COLA amounts are not considered to be substantively automatic and are therefore not included in the measurement.

The projected long-term investment returns and inflation assumptions are developed through review of current and historical capital markets data, sell-side investment research, consultant whitepapers, and historical performance of investment strategies. Fixed income return projections reflect current yields across the U.S. Treasury yield curve and market expectations of forward yields projected and interpolated for multiple tenors and over multiple year horizons. These projections are combined to produce the long-term expected rate of return by weighting the expected future real rates of return by the target asset allocation percentage and by adding expected inflation. The adopted asset allocation policy for the RODSPF is 100% in the fixed income asset class. The best estimate of arithmetic real rate of return for the fixed income asset class as of June 30, 2017 is 1.4%.

The information above is based on 30 year expectations developed with the consulting actuary for the 2017 asset liability and investment policy study for the North Carolina Retirement Systems, including LGERS. The long-term nominal rates of return underlying the real rates of return are arithmetic annualized figures. The real rates of return are calculated from nominal rates by multiplicatively subtracting a long-term inflation assumption of 3.05%. All rates of return and inflation are annualized.

*Discount rate.* The discount rate used to measure the total pension liability was 3.75%. The projection of cash flows used to determine the discount rate assumed that contributions from employers will be made at statutorily required rates. Based on these assumptions, the pension plan's fiduciary net position was projected to be available to make all projected future benefit payments of the current plan members. Therefore, the long-term expected rate of return on pension plan investments was applied to all periods of projected benefit payments to determine the total pension liability.

*Sensitivity of the County's proportionate share of the net pension asset to changes in the discount rate.* The following presents the County's proportionate share of the net pension asset calculated using the discount rate of 3.75 percent, as well as what the County's proportionate share of the net

**WATAUGA COUNTY, NORTH CAROLINA**Notes to the Financial Statements  
For the Year Ended June 30, 2018

pension asset would be if it were calculated using a discount rate that is 1-percentage-point lower (2.75 percent) or 1-percentage-point higher (4.75 percent) than the current rate:

	<b>1% Decrease (2.75%)</b>	<b>Discount Rate (3.75%)</b>	<b>1% Increase (4.75%)</b>
County's proportionate share of the net pension liability (asset)	\$(87,287)	\$(111,054)	\$(131,041)

*Pension plan fiduciary net position.* Detailed information about the pension plan's fiduciary net position is available in the separately issued Comprehensive Annual Financial Report (CAFR) for the State of North Carolina.

**f. Pension Liabilities, Pension Expense, and Deferred Outflows of Resources and Deferred Inflows of Resources Related to Pensions**

The net pension liability for LGERS and ROD was measured as of December 31, 2016, and the total pension liability used to calculate the net pension liability was determined by an actuarial valuation as of that date. The total pension liability for LEOSSA was measured as of June 30, 2017, with an actuarial valuation date of December 31, 2016. The County's proportion of the net pension liability was based on the County's share of contributions to the pension plan relative to the contribution of all participating entities. Following is information related to the proportionate share and pension expense:

	<b>LGERS</b>	<b>ROD</b>	<b>LEOSSA</b>	<b>Total</b>
Proportionate Share of Net Pension Liability (Asset)	\$ 2,564,283	\$ (111,054)	\$ -	\$ 2,453,229
Proportion of the Net Pension Liability (Asset)	0.16785%	(0.65062%)	n/a	
Net Pension Liability	-	-	\$ 290,986	\$ 290,986
Pension Expense	\$ 860,751	\$ 16,732	\$ 61,750	\$ 939,233



## WATAUGA COUNTY, NORTH CAROLINA

### Notes to the Financial Statements For the Year Ended June 30, 2018

At June 30, 2018, the County reported deferred outflows of resources and deferred inflows of resources related to pensions from the following sources:

	<u>LGERS</u>	<u>ROD</u>	<u>LEOSSA</u>	<u>Total</u>
<b><u>Deferred Outflows of Resources</u></b>				
Differences between expected and actual experience	\$ 147,726	\$ 1,906	\$ -	\$ 149,632
Changes of assumptions	366,215	18,738	59,801	444,754
Net difference between projected and actual earnings on pension plan investments	622,611	9,440	13,965	646,016
Changes in proportion and differences between County contributions and proportionate share of contributions	3,765	2,618	-	6,383
County contributions (LGERS,ROD)/benefit payments and administration costs (LEOSSA) subsequent to the measurement date	861,878	5,273	109,744	976,895
Total	<u>\$ 2,002,195</u>	<u>\$ 37,975</u>	<u>\$ 183,510</u>	<u>\$ 2,223,680</u>
<b><u>Deferred Inflows of Resources</u></b>				
Differences between expected and actual experience	\$ 72,587	\$ 358	\$ 186,462	\$ 259,407
Changes of assumptions	-	-	45,980	45,980
Changes in proportion and differences between County contributions and proportionate share of contributions	21,505	1,207	-	22,712
Total	<u>\$ 94,092</u>	<u>\$ 1,565</u>	<u>\$ 232,442</u>	<u>\$ 328,099</u>

#### **g. Other Postemployment Benefit for Health Insurance**

##### **Plan Description**

*Plan Administration.* Under a County resolution as of September 1, 2001, Watauga County administers the Healthcare Benefits Plan (HCB Plan) as a single-employer defined benefit plan that is used to provide postemployment benefits other than pensions (OPEB) for all retirees of the County who participate in the North Carolina Local Governmental Employees' Retirement System and have at least five years of creditable service with the County. The County has elected to partially pay the future overall cost of coverage for these benefits. The HCB Plan is available to qualified retirees at up to 100%, with a \$400 monthly maximum paid toward premium, until the age of 65 or until Medicare eligible, whichever is sooner based on years of creditable service with the County. The Board of Commissioners may amend the benefit provisions. The HCB Plan is in the County's report as a pension trust fund with funds held in an irrevocable trust. A separate report was not issued for the Plan.

Management of the HCB Plan is vested in the Watauga County Board of Commissioners.

*Plan Membership.* At June 30, 2017 and June 30, 2018, the HCB Plan membership consisted of the following:

**WATAUGA COUNTY, NORTH CAROLINA**Notes to the Financial Statements  
For the Year Ended June 30, 2018

	<u>2017</u>	<u>2018</u>
Inactive plan members or beneficiaries currently receiving benefit payments	19	24
Inactive plan members entitled to but not yet receiving benefit payments	-	-
Active plan members	<u>245</u>	<u>250</u>
Total	<u>264</u>	<u>274</u>

*Benefits Provided.* The HCB plan provides healthcare benefits for retirees. The County pays a percentage of the cost of coverage for employees' benefits through private insurers.

*Contributions.* The Board of Commissioners established the contribution requirements of plan members and these requirements may be amended by the Board. The Board establishes rates based on an actuarially determined rate. Per a County resolution, the County is required to contribute the projected pay-as-you-go financing requirements, with an additional amount to prefund benefits as determined annually by the Board. The County's contribution is dependent on the employee's number of years of creditable service with the County. Retirees pay the difference in the premium less their subsidy based on years of service in the chart below. For the current year, the County contributed \$264,800.

County contributions to HCB Plan based on creditable years of service

25 years or more with Watauga County	\$400 per month maximum or 100%, whichever is less
20 to 25 years with Watauga County	\$300 per month maximum or 75%, whichever is less
10 years in LGERS with last 5 years with Watauga County	\$0

**Investments**

*Investment policy.* The HCB Plan's policy in regards to the allocation of invested assets is established by the County Financial Policy used by management. It is the policy of the County to pursue an investment strategy that reduces risk through the prudent diversification of the portfolio and staggered maturities. Investments are valued at fair value. The current asset allocation policy is in 100% fixed income investments with an expected long term rate of return of 3.58 percent.

*Rate of return.* For the year ended June 30, 2017, the annual money weighted rate of return on investments, net of investment expense, was .87 percent.

**Net OPEB Liability of the County**

The components of the net OPEB liability of the County at June 30, 2018 were as follows:

Total OPEB Liability	\$ 3,582,356
Plan fiduciary net position	<u>1,628,735</u>
County's net OPEB liability	<u>\$ 1,953,621</u>

Plan fiduciary net position as a percentage of Total OPEB Liability is 45.47%.

*Actuarial assumptions.* The total OPEB liability was determined by an actuarial valuation as of June 30, 2017 June 30, 2018 using the following actuarial assumptions, applied to all periods included in the measurement, unless otherwise specified:

Inflation	3.0 percent
-----------	-------------

## WATAUGA COUNTY, NORTH CAROLINA

### Notes to the Financial Statements For the Year Ended June 30, 2018

Salary increases	Based on service, ranging from 7.35 percent for Uniformed Employees grading down to 3.50 percent over 40 years, and 7.75% for General Employees grading down to 3.50 percent over 24 years, including inflation
Discount rate	3.58 percent
Healthcare cost trend rates	7.0 percent grading down to 4.5 percent over 10 years
Healthy mortality rates	
Pre-retirement	RP-2014 Healthy Annuitant base rates projected to the valuation date using MP-2015, projected forward generationally from the valuation date using MP-2015
Post-retirement	RP-2014 Healthy Annuitant base rates projected to the valuation date using MP-2015, projected forward generationally from the valuation date using MP-2015. Rates are adjusted by 115 percent (male) and 79 percent (female) for general employees and by 104 percent (male) for sworn law enforcement officers.

Total OPEB liabilities were rolled forward to June 30, 2017 and June 30, 2018 for the employer and the plan, respectively, utilizing updated procedures incorporating the actuarial assumptions.

The actuarial assumptions used in the June 30, 2017 valuation were based on the NCLGERS assumption study for the five-year period ended December 31, 2014.

The long-term expected rate of return on OPEB plan investments was determined using a building-block method in which best-estimate ranges of expected future real rates of return (expected returns, net of investment expense and inflation) are developed for each major asset class. These returns are combined to produce the long-term expected rate of return by weighing the expected future real rates of return by the major target asset allocation percentage and by adding expected inflation and subtracting expected investment expenses and a risk margin.

*Discount rate.* The discount rate used to measure the total OPEB liability was 3.58 percent. The discount rate incorporates a municipal bond rate which is 3.58 percent as reported in the Bond Buyer for the 20 Year general obligation bonds as of June 30, 2017.

*Sensitivity of the net OPEB liability to changes in the discount rate.* The following presents the net OPEB liability of the County, as well as what the County's net OPEB liability would be if it were calculated using a discount rate that is 1-percentage-point lower (2.58 percent) or 1-percentage-point higher (4.58 percent) than the current discount rate:

	1% Decrease (2.58 percent)	Discount Rate (3.58 percent)	1% Increase (4.58 percent)
Net OPEB liability (asset)	\$ 2,243,747	\$ 1,953,621	\$ 1,689,015

*Sensitivity of the net OPEB liability to changes in the healthcare trend rate.* The following presents the net OPEB liability of the County, as well as what the County's net OPEB liability would be if it were to calculate healthcare trend rates that are 1-percentage-point lower or 1-percentage-point higher than the current healthcare trend rate:

	1% Decrease in Trend Rates	Healthcare Cost Trend Rate (7.0 percent decreasing to 4.5 percent over 10 years)	1% Increase in Trend Rates
Net OPEB liability (asset)	\$ 1,729,268	\$ 1,953,621	\$ 2,219,629

*Annual OPEB Cost and Net OPEB Obligation.* The County's annual other postemployment benefit (OPEB) cost (expense) is calculated based on the annual required contributions of the employer

## WATAUGA COUNTY, NORTH CAROLINA

### Notes to the Financial Statements For the Year Ended June 30, 2018

(ARC), an amount actuarially determined in accordance with the parameters of GASB Statement 45. The ARC represents a level of funding that, if paid on an ongoing basis is projected to cover normal cost each year and amortize any unfunded actuarial liabilities (or funding excess) over a period not to exceed thirty years.

*Changes in Net OPEB Liability, OPEB Expense, and Deferred Outflows of Resources and Deferred Inflows of Resources Related to OPEB.* At June 30, 2018, the County reported a net OPEB liability of \$1,953,621. The total OPEB liability used to calculate the net OPEB liability was determined by an actuarial valuation as of June 30, 2016. The total OPEB liability was then rolled forward to the measurement date of June 30, 2017 utilizing updated procedures incorporating the actuarial assumptions.

At June 30, 2018, the components of the net OPEB liability of the County, was measured as of June 30, 2017, were as follows:

	Increase (Decrease)		
	Total OPEB Liability	Plan Fiduciary Net Position	Net OPEB Liability
	(a)	(b)	(a)-(b)
Balances at June 30, 2016	\$ 3,715,932	\$ 853,021	\$ 2,862,911
Changes for the Year:			-
Service Cost	245,616	-	245,616
Interest	104,379	-	104,379
Differences between Expected and Actual experience	(166,570)	-	(166,570)
Changes of assumptions	(209,201)	-	(209,201)
Contributions	-	872,800	(872,800)
Net Investment Income	-	10,714	(10,714)
Benefit Payments	(107,800)	(107,800)	-
Net Changes	(133,576)	775,714	(909,291)
Balances at June 30, 2017	\$ 3,582,356	\$ 1,628,735	\$ 1,953,621

*Changes of assumptions.* Changes of assumptions and other inputs reflect a change in the discount rate from 2.85 percent in 2016 to 3.58 percent in 2017.

For the year ended June 30, 2018, the County recognized OPEB expense of \$310,444. At June 30, 2018, the County reported deferred outflows of resources and deferred inflows of resources related to OPEB from the following sources:

	Deferred Outflows of Resources	Deferred Inflows of Resources
Differences between expected and actual experience	\$ -	\$ 145,747
Changes of assumptions	198,744	183,050
Net Difference between projected and actual earnings on plan investments	33,183	-
County contributions subsequent to the measurement date	264,800	-
Total	\$ 496,727	\$ 328,797

## WATAUGA COUNTY, NORTH CAROLINA

### Notes to the Financial Statements For the Year Ended June 30, 2018

\$264,800 reported as deferred outflows of resources related to OPEB resulting from County contributions subsequent to the measurement date will be recognized as a decrease in the net OPEB liability in the year ended June 30, 2019. Other amounts reported as deferred inflows of resources related to OPEB will be recognized in OPEB expense as follows:

**Year ended June 30:**

2019	\$	(4,414)
2020		(4,414)
2021		(4,414)
2022		(8,963)
2023		(13,847)
Thereafter		(60,818)

**h. Other Employment Benefits**

**Death Benefits**

The County has elected to provide death benefits to all eligible employees through the Death Benefit Plan for members of the Local Governmental Employees' Retirement System (Death Benefit Plan). A multiple-employer, State administered, cost sharing plan funded on a one-year term cost basis. The beneficiaries of those employees who die in active service after one year of contributing membership in the System, or who die within 180 days after retirement or termination of service have at least one year of contributing membership service in the System at the time of death are eligible for death benefits. Lump sum death benefit payments to beneficiaries are equal to the employee's 12 highest months' salary in a row during the 24 months prior to the employee's death, but the benefit will be a minimum of \$25,000 and will not exceed \$50,000. Because all death benefit payments are made from the Death Benefit Plan and not by the County, the County does not determine the number of eligible participants. The County has no liability beyond the payment of monthly contributions. The contributions to the Death Benefit Plan cannot be separated between the post-employment benefit amount and the other benefit amount. Contributions are determined as a percentage of monthly payroll based upon rates established annually by the State. Separate rates are set for employees not engaged in law enforcement and for law enforcement officers.

For the fiscal year ended June 30, 2018, the County made contributions to the State for death benefits of \$9,817 for general employees and \$2,644 for law enforcement employees. The County's required contributions for employees not engaged in law enforcement and for law enforcement officers represents 0.11% and 0.14% of covered payroll, respectively.

The County has elected to provide additional death benefits for all eligible employees through a commercial insurance carrier in the amounts equal to an employee's salary rounded up to the next \$1,000. Coverage is provided at a maximum of \$80,000 with no minimum value. Benefits in excess of \$50,000 are considered taxable to the employee as a fringe benefit.

**i. Retirement Plan – AppalCART**

Please see the separately issued financial report of AppalCART for a complete description of their single employer pension plan.

**3. Closure and Postclosure Care Costs – Solid Waste Landfill and the Land Clearing Inert Debris (LCID)**

**Solid Waste Landfill** - On April 8, 1994, the County stopped accepting municipal solid waste at the County's landfill, and closure procedures were initiated. State and federal laws and regulations required the County to place a final cover on its landfill facility and to perform certain maintenance and monitoring functions at the site for thirty years after closure. Groundwater testing continues, as required by NCDENR. Due to a NCDENR directive, in fiscal year 2004-2005, a methane collection

## WATAUGA COUNTY, NORTH CAROLINA

### Notes to the Financial Statements For the Year Ended June 30, 2018

system was installed to prevent the potential for offsite migration. Further remedial actions are not anticipated unless groundwater conditions change. The County has reported accrued landfill postclosure costs of \$730,470. The County will recognize the postclosure costs over the remaining 6 years.

**(LCID)** - State and federal laws and regulations require the County to perform certain maintenance and monitoring functions at the site for thirty years after closure. Although closure and postclosure care costs will be paid only near or after the date that the landfill stops accepting debris, the County reports a portion of these closure and postclosure care costs as an operating expense in each period based on landfill capacity used as each balance sheet date. The \$186,005 reported as landfill closure and postclosure care liability at June 30, 2018 represents a cumulative amount reported to date based on the use of 35% of the total estimated capacity of the landfill. The County will recognize the remaining estimated cost of closure and postclosure care of \$345,440 as the remaining capacity is filled. These amounts are based on what it would cost to perform all closure and postclosure care in 2018.

#### 4. Deferred Outflows and Inflows of Resources

Deferred outflows and inflows of resources as of June 30, 2018 are as follows:

	Deferred Outflows of Resources	Deferred Inflows of Resources	
		Statement of Net Position	Governmental Funds Balance Sheet
Changes in assumptions, pensions and OPEB	\$ 643,498	\$ 229,030	\$ -
Pensions and OPEB – difference between expected and actual experience	149,632	405,154	-
Pensions and OPEB – difference between projected and actual investment earnings	679,199	-	-
Pensions and OPEB – change in proportion and difference between employer contributions and proportionate share of contributions	6,383	22,712	-
Contributions to pension and OPEB plans in	1,241,695	-	-
Note receivable	-	-	15,475,000
Prepaid taxes not yet earned (General)	-	216,629	216,629
Prepaid taxes not yet earned (Special Revenue)	-	983	983
Unearned revenue (General)	-	58,749	58,749
Taxes receivable, net (General)	-	-	768,991
Taxes Receivable, net (Special Revenue)	-	-	98,551
Total	<u>\$ 2,720,407</u>	<u>\$ 933,257</u>	<u>\$ 16,618,903</u>

#### 5. Risk Management

The County is exposed to various risks of losses related to torts; theft of, damage to, and destruction of assets; errors and omissions; injuries to employees; and natural disasters. The County participates in two self-funded risk-financing pools administered by the North Carolina Association of County Commissioners. Through these pools, the County obtains property coverage equal to replacement cost values of owned property subject to a limit of \$75,906,301 million for any one occurrence, general, auto, professional, and employment practices liability coverage of \$2,000,000 per occurrence, auto physical damage coverage for owned autos at actual cash value, crime coverage of \$250,000 per occurrence and workers' compensation coverage up to the statutory limits. The pools are audited annually by certified public accountants, and the audited financial statements are available to the County upon request. The pools are reinsured through a multi-state public entity captive for single occurrence losses in excess of \$500,000 up to a \$2 million limit for liability

## WATAUGA COUNTY, NORTH CAROLINA

### Notes to the Financial Statements For the Year Ended June 30, 2018

coverage, \$600,000 of aggregate annual losses in excess of \$50,000 per occurrence for property, auto physical damage, and crime coverage, and single occurrence losses of \$350,000 for workers' compensation. The County provides employee health, dental and life insurance benefits through commercial carriers.

The County carries flood insurance through the National Flood Insurance Plan (NFIP). Because the County is in an area of the State that has been mapped an "A" area (an area close to a river, lake or stream) by the Federal Emergency Management Agency, the County is eligible to purchase coverage of \$500,000 per structure through the NFIP. Under this program, the County has purchased commercial flood insurance for \$1,180,900 for certain flood-prone structures. The County carries flood insurance to avoid possible significant loss.

In accordance with G.S. 159-29, the County's employees that have access to \$100 or more at any given time of the County's funds are covered by a blanket bond for \$250,000. The Finance Officer, Tax Administrator, Register of Deeds, and County Manager (as Deputy Finance Director) are each individually bonded for \$50,000 each. The Sheriff is bonded for \$25,000.

The County carries commercial coverage for all other risks of loss. There have been no significant reductions in insurance coverage from the previous year and settled claims have not exceeded coverage in any of the past three fiscal years.

AppalCART is exposed to various risks of loss related to torts; theft of, damage to, and destruction of assets; errors and omissions; injuries to employees; and natural disasters. AppalCART is insured with the NC Association of County Commissioners Liability and Property and Worker's Compensation Pools that provides coverage for general liability in the amount of \$2,000,000 with an additional \$3,000,000 in vehicle liability purchased per NC DOT requirements and worker's comp insurance at the statutory limits. The County is a member of these same pools.

The Watauga County District U Tourism Development Authority is exposed to various risks of loss related to torts; theft of, damage to, and destruction of assets; errors and omissions; and natural disasters. The Authority is insured with the NC Association of County Commissioners Liability and Property that provide coverage for general liability in the amount of \$2,000,000 and worker's comp coverage with a commercial firm at the statutory limits. The County is a member of the same Liability and Property pool.

#### 6. Long-term Obligations

##### a. **Installment Purchase**

As authorized by State law [G.S. 160A-20 and 153A-158.1], the County financed various transactions during previous years by installment purchase. The installment purchases were issued pursuant to security agreements that require that legal title remain with the County as long as the debt is outstanding. The County has four installment purchases serviced by the general fund.

The first installment purchase was executed on April 30, 2004 in the amount of \$5,000,000 for the renovation of existing structures to house the County's Law Enforcement Center. This installment purchase requires 60 quarterly principal payments of \$83,333 plus interest at 3.24 percent. The outstanding balance at June 30, 2018 is \$333,333.

The second installment purchase was executed on August 15, 2008 in the amount of \$2,600,000 for the purchase of land for the Tweetsie Incentive Project. This installment purchase calls for 40 quarterly principal payments of \$65,000 plus interest at 5.942 percent. The outstanding balance at June 30, 2018 is \$65,000.

The third installment purchase was executed in the amount of \$1,290,274 for Qualified School Construction Bonds on June 14, 2010 for school renovations. This installment purchase calls for 10

**WATAUGA COUNTY, NORTH CAROLINA**Notes to the Financial Statements  
For the Year Ended June 30, 2018

annual principal payments of \$129,028 plus interest at 5.8 percent with a federal interest credit giving an effective rate of zero percent prior to federal sequestration reductions affecting the annual reimbursement of interest. The outstanding balance of June 30, 2018 is \$258,055.

The fourth and fifth installment purchase agreements were executed on June 28, 2012 to refinance the construction of the new high school. These installment purchases were refinanced June 28, 2012 into limited obligation bonds. The limited obligations bonds were issued in two series, A and B. Series A is for a principal amount of \$45,045,000 with terms ranging from 2016 to 2028. The Series A bonds have an outstanding balance at June 30, 2018 of \$34,340,000. Series B was for \$10 million with a term of three years and a set rate of 1.81 percent and this series paid out in fiscal year 2014-15.

For Watauga County, the future minimum payments as of June 30, 2018, including \$8,688,741 of interest, are:

Year Ending June 30	Governmental Activities		Business Activities	
	Principal	Interest	Principal	Interest
2019	\$ 3,882,361	\$ 1,584,107	\$ -	\$ -
2020	3,479,027	1,434,709	-	-
2021	3,370,000	1,269,375	-	-
2022	3,385,000	1,117,725	-	-
2023	3,420,000	948,475	-	-
2024-2028	17,460,000	2,334,350	-	-
Total payments	\$ 34,996,388	\$ 8,688,741	\$ -	\$ -

**b. General Obligation Indebtedness**

The County has no general obligation debt outstanding or authorized as of June 30, 2018. At June 30, 2018, Watauga County had a legal debt margin of \$696,471,530.

**c. Advance Refunding**

In June 2012, the County issued \$55,045,000 in limited obligation bonds to refinance the installment purchase loans for the land and construction of the 2010 high school. These funds refinanced the original debt remaining of \$61,000,000 plus interest and expenses. This resulted in premiums totaling \$5,206,201 to be amortized over the remaining sixteen year life of the new debt. A liability for the balance of the premium of \$3,252,395 and the annual amortization of \$325,239 expense are in the government-wide statements.

**d. Debt Related to Capital Activities**

Of the total Governmental Activities debt listed \$34,738,333 relates to assets the County holds title. There is no unspent restricted cash related to this debt. The Qualified School Construction Bond loan done in 2010 was for renovations to school property and the County does not report an asset balance for Mabel Elementary School, which is the collateral for this loan. The QSCB loan outstanding balance of \$258,055 is deducted from the total debt balance of \$34,996,388 leaving \$34,738,333 as debt related to capital activities.

**e. Long-Term Obligation Activity**

The following is a summary of changes in the County's long-term obligations for the fiscal year ended June 30, 2018:



**WATAUGA COUNTY, NORTH CAROLINA**

Notes to the Financial Statements  
For the Year Ended June 30, 2018

	(As Restated)			Balance June 30, 2018	Current Portion of Balance
	Balance July 1, 2017	Increases	Decreases		
<b><u>Governmental activities:</u></b>					
Net pension liability (LGERS)	\$ 3,391,422	\$ -	\$ 1,029,205	\$ 2,362,217	\$ -
Net pension liability (LEOSSA)	575,720	-	284,734	290,986	-
Net OPEB liability	2,637,314	-	837,638	1,799,676	-
Installment purchases	39,073,749	-	4,077,361	34,996,388	3,882,361
Premium on advance refunding	3,577,634	-	325,239	3,252,395	-
Compensated absences	989,781	901,891	738,112	1,153,560	-
Total governmental activities	<u>\$50,245,620</u>	<u>\$ 901,891</u>	<u>\$7,292,290</u>	<u>\$ 43,855,222</u>	<u>\$3,882,361</u>
<b><u>Business-type activities:</u></b>					
Net pension liability (LGERS)	\$ 299,319	\$ -	\$ 97,253	\$ 202,066	\$ -
Net OPEB liability	225,597	-	71,652	153,945	-
Accrued landfill closure and post closure costs	1,011,648	26,572	121,745	916,475	95,173
Compensated absences	118,097	57,946	70,672	105,371	-
Total business-type activities	<u>\$ 1,654,661</u>	<u>84,518</u>	<u>\$ 361,322</u>	<u>\$ 1,377,857</u>	<u>\$ 95,173</u>

**Discretely presented component units:****AppalCART**

Compensated absences	<u>\$ 73,483</u>	<u>\$ 61,311</u>	<u>\$ 56,742</u>	<u>\$ 78,052</u>	<u>\$ 78,052</u>
----------------------	------------------	------------------	------------------	------------------	------------------

**Watauga County TDA**

Net pension liability (LGERS)	\$ 61,334	\$ -	\$ 19,169	\$ 42,165	\$ -
Compensated absences	8,584	13,274	11,221	10,637	-
Total Watauga County TDA	<u>\$ 69,918</u>	<u>\$ 13,274</u>	<u>\$ 30,390</u>	<u>\$ 52,802</u>	<u>\$ -</u>

For Watauga County and the Authority, compensated absences for governmental activities are liquidated in the general fund and are accounted for on a LIFO basis, assuming that employees are taking leave time as it is earned. For AppalCART, compensated absences are accounted for on the FIFO basis, assuming that employees are taking time that has been previously earned.

**C. Interfund Balances and Activity**

Transfers to/from other funds at June 30, 2018, consist of the following:

From the General Fund to the Capital Projects Fund to accumulate resources for future capital acquisitions	\$ 5,137,680
From the General Fund to the Recreation Center Project Fund	5,496,615
From the Capital Projects Fund to the Recreation Center Project Fund	10,000,000
From the Capital Projects Fund to the General Fund for school capital projects	865,000
Total	<u>\$ 21,499,295</u>

**D. Net Investment in Capital Assets**

	Governmental	Business-type
Capital assets	\$ 111,474,245	\$ 4,705,609
Less long-term debt	34,738,333	-
Less advance refunding premium	3,252,395	-
Net investment in capital assets	<u>\$ 73,483,517</u>	<u>\$ 4,705,609</u>

**WATAUGA COUNTY, NORTH CAROLINA**

Notes to the Financial Statements  
For the Year Ended June 30, 2018

**E. Fund Balance**

Watauga County has a revenue spending policy that provides policy for programs with multiple revenue sources. The Finance Officer will use resources in the following hierarchy: bond proceeds, federal funds, state funds, local non-county funds, county funds. For the purposes fund balance classification expenditures are to be spent from restricted fund balance first, followed in order by committed fund balance, assigned fund balance and lastly unassigned fund balance. The Finance Officer has the authority to deviate from this policy if it is in the best interest of the County.

The following schedule provides management and citizens with information on the portion of General fund balance available for appropriation:

Total fund balance – General Fund	\$26,385,661
Less:	
Stabilization by State Statute	5,649,573
Register of Deeds Automation/Enhancement	4,644
Tax Revaluation	269,015
Future years' budget	325,000
Remaining fund balance	<u><u>\$20,137,429</u></u>

The outstanding encumbrances are amounts needed to pay any commitment related to purchase orders and contracts that remain unperformed at year-end.

Encumbrances:	General Fund - \$1,149,572
	Recreation Center Project Fund - \$1,280,500
	Enterprise Fund - \$22,000

**Note 3 -****Joint Ventures**

The County participates in a joint venture to operate Appalachian Regional Library with two other local governments. Each participating government appoints four board members to the twelve-member Board of the Library. The County has an ongoing financial responsibility for the joint venture because of the Library's continued existence depends on the participating governments' continued funding. None of the participating governments have any equity interest in the Library, so no equity interest has been reflected in the financial statements at June 30, 2018. In accordance with the intergovernmental agreement between the participating governments, the County appropriated \$557,160 to the Library to supplement its activities. Complete financial statements for the Library can be obtained from their offices at 148 Library Drive, West Jefferson, NC 28694.

The County, in conjunction with Ashe and Alleghany Counties, participates in a joint venture to operate the Appalachian District Health Department. Each participating government appoints one board member to the Governing Board and they in turn appoint the other members of the Governing Board. None of the participating governments have any equity interest in the Health Department, so no equity interest has been reflected in the financial statements at June 30, 2018. In accordance with the intergovernmental agreement between the participating governments, the County appropriated \$614,490 to the Health Department to supplement its activities. Complete financial statements for the Health Department can be obtained from the Health Department's offices at 126 Poplar Grove Connector Road, Boone, NC 28607.

**Note 4 -****Jointly Governed Organization**

The County communally governs Caldwell Community College and Technical Institute with one other government and the community college system of the State of North Carolina. The County appoints two members of its fourteen members Board of Trustees. In accordance with the intergovernmental agreement between the participating governments, the County appropriated \$924,895 to Caldwell Community College and Technical Institute to supplement its activities.

## WATAUGA COUNTY, NORTH CAROLINA

### Notes to the Financial Statements For the Year Ended June 30, 2018

Complete financial statements for the College can be obtained at 2855 Hickory Boulevard, Hudson, NC 28638.

The County, in conjunction with seven other counties and nineteen municipalities, established the High Country Council of Governments (Council). The participating governments established the Council to coordinate various funding received from Federal and State agencies. Each participating government appoints one member to the Council's governing board. The County paid membership fees of \$26,171 and purchased services in the amount of \$1,870 with the Council during the fiscal year ended June 30, 2018. The County was the sub recipient of three grants totaling \$307,649. The first grant is for \$268,820 in Home and Community Care Block Grant funds and the second is for \$24,243 in Nutrition Programs for the Elderly funds. Both are from the US Department of Health and Human Services and the Division of Aging of the North Carolina Department of Health and Human Services that was passed through the Council. The third grant is for \$14,586 from the Division of Aging of the North Carolina Department of Health and Human Services that was passed through the Council. Complete financial statements for the Council can be obtained at 468 New Market Blvd., Boone, NC 28607.

#### Note 5 -

##### **Benefit Payments Issued by the State**

The amounts listed below were paid directly to individual recipients by the State from Federal and State moneys. County personnel are involved with certain functions, primarily eligibility determinations, which cause benefit payments to be issued by the State. These amounts disclose this additional aid to County recipients that do not appear in the basic financial statements because they are not revenues and expenditures of the County.

	<u>Federal</u>	<u>State</u>
Temporary Assistance to Needy Families	\$ 233,707	\$ 58,800
Promoting Safe and Stable Families	17,299	-
Title IV-E Foster Care	311,981	79,626
Children's Health Insurance Program	1,061,527	4,924
Child Care Development Fund Cluster	99,691	-
Adoption Assistance	183,327	41,425
Medicaid	23,766,951	12,223,051
State/County Special Assistance for Adults	-	193,753
	<u>\$ 25,674,483</u>	<u>\$ 12,601,579</u>

#### Note 6 -

##### **Summary Disclosure of Significant Commitments and Contingencies**

###### **Federal and State Assisted Programs**

The County has received proceeds from several Federal and State grants. Periodic audits of these grants are required and certain costs may be questioned as not being appropriate expenditures under the grant agreements. Such audits could result in the refund of grant moneys to the grantor agencies. Management believes that any required refunds will be immaterial. No provision has been made in the accompanying financial statements for the refund of grant moneys.

#### Note 7 -

##### **Change in Accounting Principles/Restatement**

The County implemented Governmental Accounting Standards Board (GASB) Statement 75, *Accounting and Financial Reporting for Postemployment Benefit Plans Other Than Pension Plans*, in the fiscal year ending June 30, 2018. The implementation of the statement required the County to record the beginning net OPEB liability and the effects on net position of contributions paid by the County to the OPEB Trust during the measurement period, as well as the removal of the net OPEB asset. As a result, net position for the governmental and business-type activities decreased by \$2,805,001 and \$267,118, respectively.

**WATAUGA COUNTY, NORTH CAROLINA**

Notes to the Financial Statements  
For the Year Ended June 30, 2018

**Note 8 -****Prior Period Adjustment/Change in Account Policies**

The County is adjusting the June 30, 2017 fund balance to reflect the June 2017 sales and use tax collected in July 2017. As a result, net position for governmental activities increased \$1,294,141.

**Note 9 -****Prior Period Adjustment/Correction of Error**

The County received an engineering study for closure and post closure costs dated October 11, 2018 for the open Land Clearing Inert Debris (LCID) and the closed municipal solid waste landfill. As a result, the County recorded an accrual for the LCID and the solid waste landfill closure and postclosure costs for the amount \$916,475. The accrual resulted in a prior period adjustment totaling \$1,011,648.

**Note 10 -****Subsequent Events**

For the year ended June 30, 2018, the County has evaluated subsequent events for potential recognition and disclosure through November 30, 2018 – the date the financial statements were available to be issued.

The County issued limited obligation bonds to fund a community recreation center in the amount \$18,490,000 on October 25, 2018. The bonds require semi-annual payments of interest and principal starting June 1, 2019 with the final payment on June 1, 2033.

## Required Supplemental Financial Data

This section contains additional information required by generally accepted accounting principles.

### **Schedule**

- 1 Schedule of Changes in the Net Pension Liability-Law Enforcement Officers' Special Separation Allowance Irrevocable Trust (LEOSSA)
- 2 Schedule of the Net Pension Liability (LEOSSA)
- 3 Schedule of County's Contributions (LEOSSA)
- 4 Schedule of Changes in the OPEB Liability and Related Ratios
- 5 Schedule of County's Contributions (OPEB)
- 6 Schedule of Investment Returns (OPEB)
- 7 Schedule of County's Proportionate Share of Net Pension Liability (Asset) (LGERS)
- 8 Schedule of County's Contributions (LGERS)
- 9 Schedule of County's Proportionate Share of Net Pension Liability (Asset) (RODSPF)
- 10 Schedule of County's Contributions (RODSPF)

**Watauga County, North Carolina**  
**Law Enforcement Officers' Special Separation Allowance Irrevocable Trust**

**Schedule of the Changes in the Net Pension Liability (Asset)**

	<u>2018**</u>	<u>2017**</u>	<u>2016*</u>
<b>Total pension liability</b>			
Service cost	\$ 57,127	\$ 24,305	\$ 49,129
Interest	25,578	14,474	26,460
Benefit changes	-	-	-
Difference between expected and actual experience	(173,460)	(33,229)	-
Changes of assumptions and other inputs	(50,285)	60,466	11,037
Benefit payments, including refunds of member contributions	<u>(17,399)</u>	<u>(7,101)</u>	<u>(23,302)</u>
<b>Net change in total pension liability</b>	<u>(158,439)</u>	<u>58,915</u>	<u>63,324</u>
<b>Total pension liability-beginning</b>	<u>849,033</u>	<u>790,118</u>	<u>726,794</u>
<b>Total pension liability-ending (a)</b>	<u>\$ 690,594</u>	<u>\$ 849,033</u>	<u>\$ 790,118</u>
 <b>Plan net position</b>			
Contributions-employer	\$ 143,399	\$ 7,101	\$ 71,302
Contributions-member	-	-	-
Net investment income	752	428	706
Benefit payments, including refunds of member contributions	(17,399)	(7,101)	(23,302)
Administrative expense	(457)	-	(236)
Refund of contributions	-	-	-
Other	-	-	-
<b>Net change in plan net position</b>	<u>126,295</u>	<u>428</u>	<u>48,470</u>
<b>Plan net position-beginning</b>	<u>273,313</u>	<u>272,885</u>	<u>224,415</u>
<b>Plan net position-ending (b)</b>	<u>\$ 399,608</u>	<u>\$ 273,313</u>	<u>\$ 272,885</u>
 <b>Net pension liability-ending (a) - (b)</b>	<u>\$ 290,986</u>	<u>\$ 575,720</u>	<u>\$ 517,233</u>

*\*Information is as of the Measurement date of December 31, 2015.*

*\*\*Information is presented as of the measurement date of June 30 one year prior to the reporting year noted.*

**Notes to schedule:**

Benefit changes                   None  
Assumption changes           The assumed rate of return was decreased from 2.85% to 3.58% to reflect a change in the Municipal Bond Rate.

There were no changes between the measurement date and the County's reporting date that are expected to have a significant effect on the net pension liability.

**Watauga County, North Carolina  
Law Enforcement Officers' Special Separation Allowance Irrevocable Trust**

**Schedule of the Net Pension Liability (Asset)**

	<u>2018**</u>	<u>2017**</u>	<u>2016*</u>
Total pension liability (TPL)	\$ 690,594	\$ 849,033	\$ 790,118
Plan net position	<u>399,608</u>	<u>273,313</u>	<u>272,885</u>
Net pension liability	<u>\$ 290,986</u>	<u>\$ 575,720</u>	<u>\$ 517,233</u>
Ratio of plan net position to total pension liability	57.86%	32.19%	34.54%
Covered payroll	1,837,013	1,883,580	1,837,735
Net pension liability as a percentage of covered payroll	15.84%	30.57%	28.15%

*\*Information is as of the Measurement date of December 31, 2015.*

*\*\*Information is as of the Measurement date of June 30 of the prior fiscal year.*

**Notes to schedule:**

The TPL was measured based on data as of June 30, 2017, using the following actuarial assumptions, applied to all periods included in the measurement:

Inflation	3.00%
Salary increases	Based on service, ranging from 3.50 - 7.35%, including inflation
Investment Rate of Return	2.85%, net of pension plan investment expense, including inflation
Mortality	
Pre-retirement	RP-2014 Employee tables, projected forward generationally with Scale MP-2015
Post-retirement	RP-2014 Healthy Annuitant tables, projected forward generationally with Scale MP-2015. Rates loaded by 4% for males.

**Watauga County, North Carolina**  
**Law Enforcement Officers' Special Separation Allowance Irrevocable Trust**

**Schedule of County Contributions**

	<u>2018</u>	<u>2017</u>	<u>2016</u>
Actuarially determined employer contribution	\$ 109,308	\$ 95,479	\$ 60,285
Contributions in relation to the contractually required contribution	109,744	143,399	39,727
Contribution deficiency (excess)	<u>\$ (436)</u>	<u>\$ (47,920)</u>	<u>\$ 20,558</u>
County's covered payroll	\$ 1,837,013	\$ 1,823,288	\$ 1,883,580
Contributions as a percentage of covered payroll	5.97%	7.86%	2.11%

**Notes to schedule:**

Valuation date: Actuarially determined employer contribution is determined on an annual basis

Methods and assumptions used to determine contribution rates for the year ended June 30, 2018:

Actuarial cost method	Entry Age
Amortization method	Level dollar, closed
Remaining amortization period	14.5 years
Asset valuation method	Market value of assets
Investment Rate of Return	2.85%, including inflation, net of pension plan investment expense
Inflation	3.00%
Salary increases	Based on service, ranging from 3.50% to 7.35%, including inflation
Mortality	
Pre-retirement	RP-2014 Employee tables, projected forward generationally with Scale MP-2015
Post-retirement	RP-2014 Healthy Annuitant tables, projected forward generationally with Scale MP-2015. Rates loaded by 4% for males.



**Watauga County, North Carolina  
Other Post Employment Benefits Irrevocable Trust**

**Schedule of the Changes in the Net OPEB Liability (Asset) and Related Ratios\***

	<u>2018</u>	<u>2017</u>
<b>Total OPEB liability</b>		
Service cost	\$ 245,616	\$ 196,127
Interest	104,379	128,565
Benefit changes	-	-
Difference between expected and actual experience	(166,570)	-
Changes of assumptions and other inputs	(209,201)	264,995
Benefit payments, including refunds of member contributions	<u>(107,800)</u>	<u>(120,700)</u>
<b>Net change in total OPEB liability</b>	<u>(133,576)</u>	<u>468,987</u>
<b>Total OPEB liability-beginning</b>	<u>3,715,932</u>	<u>3,246,945</u>
<b>Total OPEB liability-ending (a)</b>	<u>3,582,356</u>	<u>3,715,932</u>
<b>Plan fiduciary net position</b>		
Contributions-employer	\$ 872,800	\$ 207,436
Contributions-member	-	-
Net investment income	10,714	7,889
Benefit payments, including refunds of member contributions	(107,800)	(120,700)
Administrative expense	<u>-</u>	<u>(4,800)</u>
<b>Net change in plan fiduciary net position</b>	<u>775,714</u>	<u>89,825</u>
<b>Plan fiduciary net position-beginning</b>	<u>853,021</u>	<u>763,196</u>
<b>Plan fiduciary net position-ending (b)</b>	<u>1,628,735</u>	<u>853,021</u>
<b>Net OPEB liability-ending (a) - (b)</b>	<u>\$ 1,953,621</u>	<u>\$ 2,862,911</u>
Plan Fiduciary Net Position as a percentage of the Total OPEB Liability	45.47%	22.96%
Covered employee payroll	\$ 10,715,512	\$ 10,160,128
Plan Net OPEB Liability as percentage of covered employee payroll	18.23%	28.18%

\*Information is presented as of the measurement date of June 30 one year prior to the reporting year noted.

**Notes to Schedule**

Benefit changes No change.

Changes of assumptions Expected retirement ages of employees were adjusted each year to more closely reflect actual experience.

Watauga County, North Carolina  
Other Post Employment Benefits Irrevocable Trust

Schedule of County Contributions

	2018	2017	2016	2015	2014	2013	2012	2011	2010	2009
Actuarially determined contribution	\$ 253,925	\$ 179,656	\$ 171,685	\$ 171,685	\$ 177,098	\$ 177,098	\$ 189,788	\$ 160,959	\$ 112,776	\$ 112,776
Contributions in relation to the actuarially determined contribution	256,000	872,800	207,436	230,450	205,575	211,783	169,359	160,959	112,776	126,576
Contribution deficiency (excess)	<u>\$ (2,075)</u>	<u>\$ (693,144)</u>	<u>\$ (35,751)</u>	<u>\$ (58,765)</u>	<u>\$ (28,477)</u>	<u>\$ (34,655)</u>	<u>\$ 20,429</u>	<u>\$ -</u>	<u>\$ -</u>	<u>\$ (13,800)</u>
Covered payroll	\$ 10,715,512	\$ 10,160,128	\$ 10,512,790	\$ 10,028,405	\$ 10,387,368	\$ 10,011,037	\$ 10,526,058	\$ 10,666,529	\$ 10,936,838	\$ 11,058,627
Contributions as a percentage of covered payroll	2.39%	8.59%	1.97%	2.30%	1.98%	2.12%	1.61%	1.51%	1.03%	1.14%

**Notes to Schedule**

Methods and assumptions used to establish "actuarially determined contribution" rates:

Valuation date: Actuarially determined contribution rates are calculated biannually as of June 30, one year prior to the end of the fiscal year in which contributions are reported.

Measurement date: June 30, 2017

- Discount rate 4%
- Actuarial cost method Projected Unit Credit
- Amortization method Open 30-year level percent of pay as of June 30, 2017
- Remaining amortization period 30-years
- Asset valuation method Market Value
- Inflation rate 3%
- Retirement age 2015, projected forward generationally from the valuation date using MP-2015. Rates are adjusted by 115% (male) and 79% (female) for General Employees and by 104% (male) for Uniformed Employees
- Salary increases Based on service, 7.35% for Uniformed Employees grading down to 3.50% over 40 years, and 7.75% for General Employees grading down to 3.50% over 24 years, including inflation
- Investment rate of return The assets are invested in cash, so the 20-year, general obligation, municipal bond index rate as of the Measurement Date is used as the discount rate.
- Mortality 2015, projected forward generationally from the valuation date using MP-2015. Rates are adjusted by 115% (male) and 79% (female) for General Employees and by 104% (male) for Uniformed Employees
- Healthcare trend costs 7.00% grading down to 4.50% over 10 years

**Watauga County, North Carolina  
Other Post Employment Benefits Irrevocable Trust**

**Schedule of Investment Returns**

	<u>2018</u>	<u>2017</u>
Annual money-weighted rate of return, net of investment expense	0.87%	0.98%

**Watauga County, North Carolina**  
**Schedule of the County's Proportionate Share of the Net Pension Liability (Asset)**

**Local Government Employees' Retirement System (LGERS)**  
Last Five Fiscal Years\*

	<u>2018</u>	<u>2017</u>	<u>2016</u>	<u>2015</u>	<u>2014</u>
County's proportion of the net pension liability (asset) %	0.16785%	0.17390%	0.17404%	(0.17777)%	0.18070%
County's proportionate share of the net pension liability (asset) \$	\$ 2,564,283	\$ 3,690,741	\$ 781,083	\$ (1,048,391)	\$ 2,178,129
County's covered employee payroll	\$ 10,813,081	\$ 10,682,801	\$ 10,536,590	\$ 10,387,368	10,367,190
County's proportionate share of the net pension liability (asset) as a percentage of its covered employee payroll	23.71%	34.55%	7.41%	-10.09%	21.01%
Plan fiduciary net position as a percentage of the total pension liability	94.18%	91.47%	98.09%	102.64%	94.35%

\*The amounts presented for each fiscal year were determined as of the prior fiscal year ending June 30.

**Watauga County, North Carolina  
County's Contributions**

**Local Governmental Employees' Retirement System**  
Last Five Fiscal Years

	<u>2018</u>	<u>2017</u>	<u>2016</u>	<u>2015</u>	<u>2014</u>
Contractually required contribution	\$ 861,878	\$ 798,115	\$ 732,167	\$ 761,648	\$ 738,196
Contributions in relation to the contractually required contribution	861,878	798,115	732,167	761,648	738,196
Contribution deficiency (excess)	\$ <u><u>-</u></u>	\$ <u><u>-</u></u>	\$ <u><u>-</u></u>	\$ <u><u>-</u></u>	\$ <u><u>-</u></u>
County's covered payroll	\$ 11,330,399	\$ 10,813,081	\$ 10,682,801	\$ 10,536,590	\$ 10,387,368
Contributions as a percentage of covered payroll	7.61%	7.38%	6.85%	7.23%	7.11%

**Watauga County, North Carolina**  
**Schedule of the County's Proportionate Share of the Net Pension Liability (Asset)**

**Register of Deeds' Supplemental Pension Fund (RODSPF)**  
Last Five Fiscal Years\*

	<u>2018</u>	<u>2017</u>	<u>2016</u>	<u>2015</u>	<u>2014</u>
County's proportion of the net pension liability (asset) %	(0.65062%)	(0.66734%)	(0.65929%)	(0.6297%)	(0.6609%)
County's proportionate share of the net pension liability (asset) \$	\$ (111,054)	\$ (124,766)	\$ (152,800)	\$ (142,737)	\$ (141,158)
County's covered payroll	\$ 52,791	\$ 51,253	\$ 65,250	\$ 66,840	\$ 65,529
County's proportionate share of the net pension liability (asset) as a percentage of its covered payroll	(243.43)%	(243.43)%	(234.18)%	(213.55)%	(215.41)%
Plan fiduciary net position as a percentage of the total pension liability	153.77%	160.17%	197.29%	193.88%	190.50%

\*The amounts presented for each fiscal year were determined as of the prior fiscal year ending June 30.

**Watauga County, North Carolina  
 County's Contributions**

**Register of Deeds' Supplemental Pension Fund (RODSPF)**  
 Last Five Fiscal Years

	<u>2018</u>	<u>2017</u>	<u>2016</u>	<u>2015</u>	<u>2014</u>
Contractually required contribution	\$ 5,273	\$ 5,653	\$ 5,452	\$ 5,276	\$ 5,142
Contributions in relation to the contractually required contribution	5,273	5,653	5,452	5,276	5,142
Contribution deficiency (excess)	<u>\$ -</u>	<u>\$ -</u>	<u>\$ -</u>	<u>\$ -</u>	<u>\$ -</u>
County's covered payroll	\$ 57,398	\$ 52,791	\$ 51,253	\$ 65,250	\$ 66,840
Contributions as a percentage of covered payroll	9.19%	10.71%	10.64%	8.09%	7.69%

## COMBINING AND INDIVIDUAL FUND SCHEDULES



**Watauga County, North Carolina**  
General Fund

Schedule of Revenues, Expenditures, and Changes in Fund Balance - Budget and Actual  
For the Year Ended June 30, 2018

	<u>Final Budget</u>	<u>Actual</u>	<u>Variance</u>
<b>REVENUES:</b>			
Taxes - ad valorem:			
Current year		\$ 31,958,191	
Prior years		353,916	
Advertising and interest		168,425	
Total Taxes - ad valorem	\$ <u>31,548,475</u>	<u>32,480,532</u>	\$ <u>932,057</u>
Taxes - other:			
Local option sales taxes		12,162,274	
Real estate transfer tax		484,120	
ABC Bottle tax		22,299	
Heavy equipment rental tax		8,274	
Gross receipts tax		60,173	
Video programming tax		329,269	
Total Taxes - other	<u>12,739,000</u>	<u>13,066,409</u>	<u>327,409</u>
Unrestricted Intergovernmental:			
Miscellaneous revenues from Towns		1,918,639	
Medicaid hold harmless		1,663,091	
Tax collection fees		121,117	
Occupancy tax administrative fee		24,907	
Payments in lieu of taxes		27,083	
Total Unrestricted Intergovernmental	<u>3,359,000</u>	<u>3,754,837</u>	<u>395,837</u>
Restricted Intergovernmental:			
Grants-Federal and State		3,925,877	
Public School Building Capital Fund - Lottery		412,504	
Federal Interest Credit		20,969	
Court facilities fees		87,236	
Total Restricted Intergovernmental	<u>5,631,187</u>	<u>4,446,586</u>	<u>(1,184,601)</u>
Permits and Fees:			
Sheriff's office permits and fees		160,547	
Planning and inspection fees		273,198	
Register of deeds fees		287,530	
Fire inspection fees		3,152	
Child Support fees		42,420	
Total Permits and Fees	<u>673,010</u>	<u>766,847</u>	<u>93,837</u>
Sales and Services:			
POA services		11,497	
TDA Financial and other services		25,000	
Recreation fees		314,183	
Reimbursement for Inmates		20,921	
Rent		415,348	
DMV notary/passport processing fees		164,421	
Blowing Rock communication services		175,135	
Election revenues		41,589	
Total Sales and Service	<u>1,097,385</u>	<u>1,168,094</u>	<u>70,709</u>
Investment earnings:	<u>86,500</u>	<u>339,364</u>	<u>252,864</u>
Miscellaneous:			
Other		427,109	
Donations		37,793	
Total Miscellaneous	<u>392,255</u>	<u>464,902</u>	<u>72,647</u>
<b>TOTAL REVENUES</b>	<u><b>55,526,812</b></u>	<u><b>56,487,571</b></u>	<u><b>960,759</b></u>

**Watauga County, North Carolina**  
General Fund

Schedule of Revenues, Expenditures, and Changes in Fund Balance - Budget and Actual  
For the Year Ended June 30, 2018

	<u>Final Budget</u>	<u>Actual</u>	<u>Variance</u>
<b>EXPENDITURES:</b>			
<b>General Government</b>			
Governing Body:			
Salaries and benefits		\$ 54,455	
Operating expenses		3,576	
Total Governing Body	\$ 62,086	58,031	\$ 4,055
Administration:			
Salaries and benefits		375,224	
Operating expenses		5,541	
Total Administration	397,745	380,765	16,980
Finance:			
Salaries and benefits		366,472	
Operating expenses		41,644	
Total Finance	422,504	408,116	14,388
Tax Administration:			
Salaries and benefits		862,174	
Operating expenses		155,805	
Capital outlay		23,336	
Total Tax Administration	1,166,648	1,041,315	125,333
Tax Revaluation:			
Operating expenses		114	
Total Tax Revaluation	45,000	114	44,886
Tag Office:			
Salaries and benefits		180,942	
Operating expenses		3,519	
Total Tag Office	199,563	184,461	15,102
Legal Services:			
Operating expenses	76,500	75,850	650
Court facilities:			
Operating expenses	2,900	1,087	1,813
Board of Elections:			
Salaries and benefits		203,245	
Operating expenses		118,521	
Total Board of Elections	364,948	321,766	43,182
Register of Deeds:			
Salaries and benefits		426,445	
Operating expenses		72,388	
Capital outlay		16,489	
Total Register of Deeds	538,602	515,322	23,280
General Administration:			
Operating expenses		536,261	
Capital outlay		2,874,851	
Total General Administration	3,966,825	3,411,112	555,713
Information Technologies:			
Salaries and benefits		431,035	
Operating expenses		347,172	
Capital outlay		31,166	
Total Information Technologies	880,268	809,373	70,895

**Watauga County, North Carolina**  
General Fund

Schedule of Revenues, Expenditures, and Changes in Fund Balance - Budget and Actual  
For the Year Ended June 30, 2018

	<u>Final Budget</u>	<u>Actual</u>	<u>Variance</u>
Maintenance:			
Salaries and benefits		\$ 1,004,865	
Operating expenses		29,974	
Total Maintenance	\$ 1,263,515	<u>1,034,839</u>	\$ <u>228,676</u>
Public Buildings:			
Operating expenses		1,190,674	
Capital outlay		423,471	
Total Public Buildings	<u>2,129,737</u>	<u>1,614,145</u>	<u>515,592</u>
<b>Total General Government</b>	<b><u>11,516,841</u></b>	<b><u>9,856,296</u></b>	<b><u>1,660,545</u></b>
<b>Public Safety</b>			
Sheriff's Office:			
Salaries and benefits		3,157,408	
Operating expenses		377,667	
Capital outlay		268,967	
Total Sheriff's Office	<u>4,106,758</u>	<u>3,804,042</u>	<u>302,716</u>
Detention Center:			
Salaries and benefits		1,530,394	
Operating expenses		568,874	
Total Detention Center	<u>2,230,052</u>	<u>2,099,268</u>	<u>130,784</u>
Emergency Services:			
Salaries and benefits		779,269	
Operating expenses		29,396	
Capital outlay		61,008	
Total Emergency Services	<u>909,197</u>	<u>869,673</u>	<u>39,524</u>
Emergency Management:			
Operating expenses		272,007	
Operating expenses		1,399,199	
Total Emergency Management	<u>1,693,663</u>	<u>1,671,206</u>	<u>22,457</u>
Planning and Inspections:			
Salaries and benefits		603,287	
Operating expenses		15,706	
Capital outlay		23,573	
Total Planning and Inspections	<u>674,435</u>	<u>642,566</u>	<u>31,869</u>
Other Emergency Services:	<u>1,478,790</u>	<u>1,340,393</u>	<u>138,397</u>
Animal Control:			
Salaries and benefits		118,019	
Operating expenses		9,176	
Capital outlay		27,247	
Total Animal Control	<u>162,479</u>	<u>154,442</u>	<u>8,037</u>
<b>Total Public Safety</b>	<b><u>11,255,374</u></b>	<b><u>10,581,590</u></b>	<b><u>673,784</u></b>
<b>Transportation</b>			
Transportation:	<u>225,389</u>	<u>225,389</u>	<u>-</u>
<b>Economic and Physical Development</b>			
Special Appropriations:	<u>530,605</u>	<u>524,357</u>	<u>6,248</u>
Economic Development:	<u>98,454</u>	<u>73,795</u>	<u>24,659</u>
<b>Total Economic and Physical Development</b>	<b><u>629,059</u></b>	<b><u>598,152</u></b>	<b><u>30,907</u></b>

## Watauga County, North Carolina

## General Fund

Schedule of Revenues, Expenditures, and Changes in Fund Balance - Budget and Actual  
For the Year Ended June 30, 2018

	Final Budget	Actual	Variance
<b>Environmental Protection</b>			
Cooperative Extension:			
Salaries and benefits		\$ 227,756	
Operating expenses		14,557	
Total Cooperative Extension	\$ 247,460	242,313	\$ 5,147
Soil and Water Conservation:			
Salaries and benefits		105,332	
Operating expenses		8,186	
Total Soil and Water Conservation	131,966	113,518	18,448
<b>Total Environmental Protection</b>	<b>379,426</b>	<b>355,831</b>	<b>23,595</b>
<b>Human Services</b>			
Public Health:	614,490	614,490	-
Mental Health:	171,195	171,195	-
Social Services:			
Salaries and benefits		2,899,695	
Operating expenses		282,019	
Capital outlay		29,582	
Beneficiary payments		1,305,936	
Total Social Services	5,919,903	4,517,232	1,402,671
Project on Aging:			
Salaries and benefits		1,057,580	
Operating expenses		194,533	
Total Project on Aging	1,373,876	1,252,113	121,763
Veterans Services:			
Salaries and benefits		111,566	
Operating expenses		2,454	
Total Veterans Services	117,459	114,020	3,439
<b>Total Human Services</b>	<b>8,196,923</b>	<b>6,669,050</b>	<b>1,527,873</b>
<b>Education</b>			
Public Schools - current		13,156,954	
Public Schools - capital outlay		1,415,372	
Community College - current		874,895	
Community College - capital outlay		50,000	
<b>Total Education</b>	<b>15,886,674</b>	<b>15,497,221</b>	<b>389,453</b>
<b>Cultural and Recreational</b>			
Library:	557,160	557,160	-
Recreation:			
Salaries and benefits		872,423	
Operating expenses		122,594	
Total Recreation	1,077,491	995,017	82,474
<b>Total Cultural and Recreational</b>	<b>1,634,651</b>	<b>1,552,177</b>	<b>82,474</b>
<b>Debt Service</b>			
Principal retirement		4,077,361	
Interest and fees		1,749,144	
<b>Total Debt Service</b>	<b>5,826,505</b>	<b>5,826,505</b>	-
<b>TOTAL EXPENDITURES</b>	<b>55,550,842</b>	<b>51,162,211</b>	<b>4,388,631</b>
Revenues over (under) expenditures	(24,030)	5,325,360	5,349,390

**Watauga County, North Carolina**

## General Fund

Schedule of Revenues, Expenditures, and Changes in Fund Balance - Budget and Actual  
For the Year Ended June 30, 2018

	<u>Final Budget</u>	<u>Actual</u>	<u>Variance</u>
<b>OTHER FINANCING SOURCES (USES):</b>			
Sale of capital assets	\$ 2,884,000	\$ 2,875,205	\$ (8,795)
Transfers to Recreation Center Project Fund	(5,496,615)	(5,496,615)	-
Transfers to Capital Projects Fund	(5,137,680)	(5,137,680)	-
Transfers from Capital Projects Fund	865,000	865,000	-
Fund balance appropriated	<u>6,909,325</u>	<u>-</u>	<u>(6,909,325)</u>
<b>TOTAL OTHER FINANCING SOURCES (USES)</b>	<b><u>24,030</u></b>	<b><u>(6,894,090)</u></b>	<b><u>(6,918,120)</u></b>
<b>Net change in fund balance</b>	<b>\$ <u>-</u></b>	<b>(1,568,730)</b>	<b>\$ <u>(1,568,730)</u></b>
<b>Fund balance, beginning of year, previously reported</b>		<b>26,660,250</b>	
<b>Restatement</b>		<b><u>1,294,141</u></b>	
<b>Fund balance, beginning of year, restated</b>		<b><u>27,954,391</u></b>	
<b>Fund balance, end of year</b>		<b>\$ <u>26,385,661</u></b>	

**Watauga County, North Carolina**  
 Capital Projects Fund  
 Schedule of Revenues, Expenditures, and Changes in  
 Fund Balance - Budget and Actual  
 For the Year Ended June 30, 2018

	<u>Budget</u>	<u>Actual</u>	<u>Variance Favorable (Unfavorable)</u>
<b>Revenues:</b>			
Investment earnings	\$ <u>          -</u>	\$ <u>      57,198</u>	\$ <u>      57,198</u>
<b>Expenditures:</b>			
General government	<u>      5,137,680</u>	<u>                  -</u>	<u>      5,137,680</u>
Revenues over (under) expenditures	<u>      (5,137,680)</u>	<u>              57,198</u>	<u>      5,194,878</u>
<b>Other financing sources (uses):</b>			
Transfer from other funds	5,137,680	5,137,680	-
Transfer to other funds	(10,865,000)	(10,865,000)	-
Appropriated fund balance	<u>      10,865,000</u>	<u>                  -</u>	<u>      (10,865,000)</u>
<b>Total other financing sources (uses)</b>	<u>      5,137,680</u>	<u>      (5,727,320)</u>	<u>      (10,865,000)</u>
Net change in fund balance	\$ <u>                  -</u>	(5,670,122)	\$ <u>      (5,670,122)</u>
<b>Fund balance, beginning of year</b>		<u>      12,354,767</u>	
<b>Fund balance, end of year</b>		\$ <u>      6,684,645</u>	

**Watauga County, North Carolina**  
 Recreation Center Project Fund  
 Schedule of Revenues and Expenditures and Changes in  
 Fund Balance - Budget and Actual  
 For the Fiscal Year Ended June 30, 2018

	<u>Budget</u>	<u>Actual Current Year</u>	<u>Total-to Date</u>	<u>Variance Favorable (Unfavorable)</u>
<b>Revenues:</b>				
Investment earnings	\$ -	\$ 152,983	\$ 152,983	\$ 152,983
<b>Expenditures:</b>				
Land Improvements	2,000,000	11,200	11,200	1,988,800
Building	11,386,615	81,282	81,282	11,305,333
Professional services/architect	2,110,000	863,517	863,517	1,246,483
<b>Total expenditures</b>	<u>15,496,615</u>	<u>955,999</u>	<u>955,999</u>	<u>(14,540,616)</u>
Revenues over (under) expenditures	<u>-</u>	<u>(803,016)</u>	<u>(803,016)</u>	<u>14,693,599</u>
<b>Other financing sources:</b>				
Operating transfers:				
From Capital Projects Fund	10,000,000	10,000,000	10,000,000	-
From General Fund	5,496,615	5,496,615	5,496,615	-
<b>Total other financing sources</b>	<u>15,496,615</u>	<u>15,496,615</u>	<u>15,496,615</u>	<u>-</u>
Net change in fund balance	\$ <u><u>-</u></u>	14,693,599	\$ <u><u>14,693,599</u></u>	\$ <u><u>14,693,599</u></u>
<b>Fund balance at beginning of year</b>		<u>-</u>		
<b>Fund balance at end of year</b>		\$ <u><u>14,693,599</u></u>		

## Schedule 4

**Watauga County, North Carolina**  
Combining Balance Sheet  
Nonmajor Governmental Funds  
June 30, 2018

	<b>Nonmajor Special Revenue Funds</b>					
	<b>Federal Equitable Sharing Fund</b>	<b>State Substance Abuse Tax Fund</b>	<b>Emergency Telephone System Fund</b>	<b>Fire Districts Funds</b>	<b>Occupancy Tax Fund</b>	<b>Total Nonmajor Special Revenue Funds</b>
<b>ASSETS:</b>						
Restricted cash and cash equivalents	\$ 49,327	\$ 51,410	\$ 247,730	\$ 10,695	\$ 775	\$ 359,937
Due from other governments	-	-	30,763	16,316	-	47,079
Taxes receivable, net	-	-	-	98,551	148,987	247,538
Total assets	<u>\$ 49,327</u>	<u>\$ 51,410</u>	<u>\$ 278,493</u>	<u>\$ 125,562</u>	<u>\$ 149,762</u>	<u>\$ 654,554</u>
<b>LIABILITIES, DEFERRED INFLOWS OF RESOURCES, AND FUND BALANCES:</b>						
Liabilities:						
Accounts payable and accrued liabilities	-	632	9,489	26,028	-	36,149
Due to other governments	-	-	-	-	149,762	149,762
Total Liabilities	<u>-</u>	<u>632</u>	<u>9,489</u>	<u>26,028</u>	<u>149,762</u>	<u>185,911</u>
Deferred Inflows of Resources:						
Taxes paid in advance	-	-	-	983	-	983
Taxes receivable	-	-	-	98,551	-	98,551
Total deferred inflows of resources	<u>-</u>	<u>-</u>	<u>-</u>	<u>99,534</u>	<u>-</u>	<u>99,534</u>
Fund Balances:						
Restricted for:						
Stabilization by State Statute	-	-	30,763	-	-	30,763
Public Safety	49,327	50,778	238,241	-	-	338,346
Total fund balances	<u>49,327</u>	<u>50,778</u>	<u>269,004</u>	<u>-</u>	<u>-</u>	<u>369,109</u>
Total liabilities, deferred inflows of resources, and fund balances	<u>\$ 49,327</u>	<u>\$ 51,410</u>	<u>\$ 278,493</u>	<u>\$ 125,562</u>	<u>\$ 149,762</u>	<u>\$ 654,554</u>



## Schedule 5

**Watauga County, North Carolina**  
Combining Schedule of Revenues, Expenditures, and Changes in Fund Balances  
Nonmajor Governmental Funds  
For the Year Ended June 30, 2018

**Nonmajor Special Revenue Funds**

	<u>Federal Equitable Sharing Fund</u>	<u>State Substance Abuse Tax Fund</u>	<u>Emergency Telephone System Fund</u>	<u>Fire Districts Fund</u>	<u>Occupancy Tax Fund</u>	<u>Total Nonmajor Special Revenue Funds</u>
<b>REVENUES</b>						
Ad valorem taxes	\$ -	\$ -	\$ -	\$ 3,301,719	\$ -	\$ 3,301,719
Other taxes and licenses	-	-	-	-	1,640,507	1,640,507
Restricted intergovernmental	-	42,747	369,150	-	-	411,897
Investment earnings	591	685	2,450	-	-	3,726
Total revenues	<u>591</u>	<u>43,432</u>	<u>371,600</u>	<u>3,301,719</u>	<u>1,640,507</u>	<u>5,357,849</u>
<b>EXPENDITURES</b>						
General government	-	-	-	-	-	-
Economic development	-	-	-	-	1,640,507	1,640,507
Public safety	3,320	52,350	284,668	3,301,719	-	3,642,057
Total expenditures	<u>3,320</u>	<u>52,350</u>	<u>284,668</u>	<u>3,301,719</u>	<u>1,640,507</u>	<u>5,282,564</u>
Net change in fund balances	(2,729)	(8,918)	86,932	-	-	75,285
Fund balances, beginning of year	<u>52,056</u>	<u>59,696</u>	<u>182,072</u>	<u>-</u>	<u>-</u>	<u>293,824</u>
Fund balances, end of year	<u>\$ 49,327</u>	<u>\$ 50,778</u>	<u>\$ 269,004</u>	<u>\$ -</u>	<u>\$ -</u>	<u>\$ 369,109</u>

**Watauga County, North Carolina**  
 Federal Equitable Sharing Fund  
 Schedule of Revenues, Expenditures, and Changes in  
 Fund Balance - Budget and Actual  
 For the Year Ended June 30, 2018

	<u>Budget</u>	<u>Actual</u>	<u>Variance Favorable (Unfavorable)</u>
<b>Revenues:</b>			
Investment earnings	\$ <u>        -</u>	\$ <u>      591</u>	\$ <u>      591</u>
<b>Expenditures:</b>			
Public safety	<u>      6,250</u>	<u>      3,320</u>	<u>      2,930</u>
Revenues over (under) expenditures	<u>      (6,250)</u>	<u>      (2,729)</u>	<u>      3,521</u>
<b>Other financing sources (uses):</b>			
Appropriated fund balance	<u>      6,250</u>	<u>          -</u>	<u>      (6,250)</u>
Net change in fund balance	\$ <u>        -</u>	(2,729)	\$ <u>      (2,729)</u>
<b>Fund balance, beginning of year</b>		<u>      52,056</u>	
<b>Fund balance, end of year</b>		\$ <u>      49,327</u>	

**Watauga County, North Carolina**  
 State Substance Abuse Tax Fund  
 Schedule of Revenues, Expenditures, and Changes in  
 Fund Balance - Budget and Actual  
 For the Year Ended June 30, 2018

	<u>Budget</u>	<u>Actual</u>	Variance Favorable (Unfavorable)
<b>Revenues:</b>			
Restricted intergovernmental - State	\$ 30,000	\$ -	\$ (30,000)
Investment earnings	<u>-</u>	<u>685</u>	<u>685</u>
<b>Total revenues</b>	<u>30,000</u>	<u>685</u>	<u>(29,315)</u>
<b>Expenditures:</b>			
Public safety	45,000	52,350	(7,350)
Capital outlay	<u>6,200</u>	<u>-</u>	<u>6,200</u>
<b>Total expenditures</b>	<u>51,200</u>	<u>52,350</u>	<u>(1,150)</u>
Revenues over (under) expenditures	<u>(21,200)</u>	<u>(51,665)</u>	<u>(30,465)</u>
<b>Other financing sources (uses):</b>			
Appropriated fund balance	<u>21,200</u>	<u>-</u>	<u>(21,200)</u>
Net change in fund balance	<u>\$ -</u>	<u>(51,665)</u>	<u>\$ (51,665)</u>
<b>Fund balance, beginning of year</b>		<u>59,696</u>	
<b>Fund balance, end of year</b>		<u>\$ 8,031</u>	

**Watauga County, North Carolina**  
 Emergency Telephone System Fund  
 Schedule of Revenues, Expenditures, and Changes in  
 Fund Balance - Budget and Actual  
 For the Year Ended June 30, 2018

	<u>Budget</u>	<u>Actual</u>	<u>Variance Favorable (Unfavorable)</u>
<b>Revenues:</b>			
Restricted intergovernmental:			
Emergency Telephone Surcharge funds	\$ 369,150	\$ 369,150	\$ -
Investment earnings	<u>-</u>	<u>2,450</u>	<u>2,450</u>
<b>Total revenues</b>	<u>369,150</u>	<u>371,600</u>	<u>2,450</u>
<b>Expenditures:</b>			
Public safety:			
Implementation services	77,585	65,422	12,163
Software	87,125	74,053	13,072
Training	10,925	4,040	6,885
Telephones	93,300	81,057	12,243
Hardware	95,215	60,077	35,138
Furniture	<u>5,000</u>	<u>19</u>	<u>4,981</u>
<b>Total expenditures</b>	<u>369,150</u>	<u>284,668</u>	<u>84,482</u>
Net change in fund balance	\$ <u><u>-</u></u>	86,932	\$ <u><u>86,932</u></u>
<b>Fund balance, beginning of year</b>		<u>182,072</u>	
<b>Fund balance, end of year</b>		<u><u>\$ 269,004</u></u>	

**Watauga County, North Carolina**  
 Fire Districts Funds  
 Schedule of Revenues, Expenditures, and Changes in  
 Fund Balance - Budget and Actual  
 For the Year Ended June 30, 2018

	<u>Budget</u>	<u>Actual</u>	<u>Variance Favorable (Unfavorable)</u>
<b>Revenues:</b>			
Ad valorem taxes	\$ <u>3,343,105</u>	\$ <u>3,301,719</u>	\$ <u>(41,386)</u>
<b>Total revenues</b>	<u>3,343,105</u>	<u>3,301,719</u>	<u>(41,386)</u>
<b>Expenditures:</b>			
Public safety:			
Beaver Dam Fire Department		109,548	
Beech Mountain Fire Department		1,621	
Blowing Rock Fire Department		489,186	
Boone Fire Department		945,152	
Cove Creek Fire Department		248,981	
Creston Fire Department		7,208	
Deep Gap Fire Department		198,800	
Fall Creek Fire Department		9,638	
Foscoe Fire Department		546,615	
Meat Camp Fire Department		227,339	
Shawneehaw Fire Department		106,631	
Stewart Simmons Fire Department		222,442	
Todd Fire Department		65,551	
Zionville Fire Department		123,007	
<b>Total expenditures</b>	<u>3,343,105</u>	<u>3,301,719</u>	<u>41,386</u>
Net change in fund balance	\$ <u><u>-</u></u>	-	\$ <u><u>-</u></u>
<b>Fund balance, beginning of year</b>		<u>-</u>	
<b>Fund balance, end of year</b>		\$ <u><u>-</u></u>	

**Watauga County, North Carolina**  
 Occupancy Tax Fund  
 Schedule of Revenues, Expenditures, and Changes in  
 Fund Balance - Budget and Actual  
 For the Year Ended June 30, 2018

	<u>Budget</u>	<u>Actual</u>	Variance Favorable (Unfavorable)
<b>Revenues:</b>			
Occupancy tax	\$ <u>1,650,000</u>	\$ <u>1,640,507</u>	\$ <u>(9,493)</u>
<b>Total revenues</b>	<u>1,650,000</u>	<u>1,640,507</u>	<u>(9,493)</u>
<b>Expenditures:</b>			
Tourism development	1,623,500	1,614,102	9,398
Administrative fee	<u>26,500</u>	<u>26,405</u>	<u>95</u>
<b>Total expenditures</b>	<u>1,650,000</u>	<u>1,640,507</u>	<u>9,493</u>
Net change in fund balance	\$ <u><u>-</u></u>	-	\$ <u><u>-</u></u>
<b>Fund balance, beginning of year</b>		<u>-</u>	
<b>Fund balance, end of year</b>		\$ <u><u>-</u></u>	

**Watauga County, North Carolina**  
Solid Waste Fund  
Schedule of Revenues and Expenditures Budget and Actual (NON-GAAP)  
For the Year Ended June 30, 2018

	Final Budget	Actual	Variance Favorable (Unfavorable)
<b>Revenues:</b>			
Operating revenues:			
Charges for services	\$ 4,261,045	\$ 4,528,583	\$ 267,538
Sale of recycled materials	360,000	442,053	82,053
Total	<u>4,621,045</u>	<u>4,970,636</u>	<u>349,591</u>
Non-operating revenues:			
Miscellaneous revenue	5,000	2,393	(2,607)
Investment earnings	15,000	80,295	65,295
Restricted intergovernmental revenues	124,000	156,093	32,093
Total	<u>144,000</u>	<u>238,781</u>	<u>94,781</u>
Total revenues	<u>4,765,045</u>	<u>5,209,417</u>	<u>444,372</u>
<b>Expenditures:</b>			
Landfill operations:			
Salaries and employee benefits		1,476,483	
Other operating expenditures		2,743,065	
Total landfill operations	<u>4,372,245</u>	<u>4,219,548</u>	<u>152,697</u>
Recycling operations:			
Salaries and employee benefits		50,396	
Other operating expenses		31,131	
Total recycling operations	<u>99,885</u>	<u>81,527</u>	<u>18,358</u>
Capital outlay:			
Capital outlay	<u>370,140</u>	<u>361,843</u>	<u>8,297</u>
Total expenditures	<u>4,842,270</u>	<u>4,662,918</u>	<u>179,352</u>
Revenues under/(over) expenditures	<u>(77,225)</u>	<u>546,499</u>	<u>623,724</u>
<b>Other financing sources:</b>			
Sale of fixed assets	45,000	122,755	77,755
Appropriated fund balance	32,225	-	(32,225)
Total other financing sources	<u>77,225</u>	<u>122,755</u>	<u>45,530</u>
Revenues over expenditures and other sources	<u>\$ -</u>	<u>669,254</u>	<u>\$ 669,254</u>
Reconciliation from budgetary basis (modified accrual) to full accrual:			
Reconciling items:			
Decrease in deferred outflow of resources - pensions		(99,057)	
Decrease in net pension liability		97,253	
Increase in deferred inflow of resources - pensions		3,075	
Increase in deferred outflow of resources - OPEB		79,276	
Increase in deferred inflow of resources - OPEB		15,612	
Decrease in net OPEB liability		71,652	
Decrease in accrued landfill postclosure and closure costs		95,173	
Capital outlay		360,193	
Depreciation		(325,112)	
Decrease in accrued compensated absences		12,726	
Total reconciling items		<u>310,791</u>	
Change in net position		<u>\$ 980,045</u>	

**Watauga County, North Carolina** Combining  
Schedule of Fiduciary Net Position Irrevocable  
Trust Funds  
For the Year Ended June 30, 2018

	<u>LEO Special Separation Allowance</u>	<u>Other Post Employment Benefits</u>	<u>Totals</u>
<b>Assets</b>			
Cash and cash equivalents	\$ 468,961	\$ 1,760,712	\$ 2,229,673
Accounts receivable	1,514	8,033	9,547
	<u>\$ 470,475</u>	<u>\$ 1,768,745</u>	<u>\$ 2,239,220</u>
<b>Net position:</b>			
Assets held in trust for retirement benefits	<u>\$ 470,475</u>	<u>\$ 1,768,745</u>	<u>\$ 2,239,220</u>



## Schedule 13

**Watauga County, North Carolina**  
Combining Schedule of Changes in Fiduciary Net Position  
Irrevocable Trust Funds  
For the Year Ended June 30, 2018

	<u>LEO Special Separation Allowance</u>	<u>Other Post Employment Benefits</u>	<u>Totals</u>
<b>Additions:</b>			
Employer contributions	\$ 109,744	\$ 264,800	\$ 374,544
Interest	<u>5,867</u>	<u>22,310</u>	<u>28,177</u>
Total additions	<u>115,611</u>	<u>287,110</u>	<u>402,721</u>
<b>Deductions:</b>			
Benefits	26,244	122,100	148,344
Administrative expense	<u>18,500</u>	<u>25,000</u>	<u>43,500</u>
Total deductions	<u>44,744</u>	<u>147,100</u>	<u>191,844</u>
Change in net position	70,867	140,010	210,877
Net position, beginning	399,608	1,628,735	2,028,343
Net position, ending	<u>\$ 470,475</u>	<u>\$ 1,768,745</u>	<u>\$ 2,239,220</u>

**Watauga County, North Carolina**  
 Agency Funds  
 Combining Schedule of Changes in Assets and Liabilities  
 For the Year Ended June 30, 2018

	<u>Balance</u> <u>July 1, 2017</u>	<u>Additions</u>	<u>Deletions</u>	<u>Balance</u> <u>July 1, 2018</u>
<b>Social Services Trust:</b>				
Assets:	\$ <u>43,241</u>	\$ <u>198,118</u>	\$ <u>195,387</u>	\$ <u>45,972</u>
Liabilities:	\$ <u>43,241</u>	\$ <u>198,118</u>	\$ <u>195,387</u>	\$ <u>45,972</u>
<b>Vehicle Tax-Towns:</b>				
Assets:	\$ <u>-</u>	\$ <u>158,803</u>	<u>158,792</u>	\$ <u>11</u>
Liabilities:	\$ <u>-</u>	\$ <u>158,803</u>	\$ <u>158,792</u>	\$ <u>11</u>
<b>Town of Boone Taxes:</b>				
Assets:	\$ <u>14,402</u>	\$ <u>6,361,683</u>	\$ <u>6,367,744</u>	\$ <u>8,341</u>
Liabilities:	\$ <u>14,402</u>	\$ <u>6,361,683</u>	\$ <u>6,367,744</u>	\$ <u>8,341</u>
<b>Inmate Commissary:</b>				
Assets:	\$ <u>16,001</u>	\$ <u>188,583</u>	\$ <u>189,414</u>	\$ <u>15,170</u>
Liabilities:	\$ <u>16,001</u>	\$ <u>188,583</u>	\$ <u>189,414</u>	\$ <u>15,170</u>
<b>Fines and Forfeitures:</b>				
Assets:	\$ <u>18,336</u>	\$ <u>275,084</u>	\$ <u>281,207</u>	\$ <u>12,213</u>
Liabilities:	\$ <u>18,336</u>	\$ <u>275,084</u>	\$ <u>281,207</u>	\$ <u>12,213</u>
<b>Deed of Trust Fee:</b>				
Assets:	\$ <u>5,115</u>	\$ <u>46,853</u>	\$ <u>48,037</u>	\$ <u>3,931</u>
Liabilities:	\$ <u>5,115</u>	\$ <u>46,853</u>	\$ <u>48,037</u>	\$ <u>3,931</u>
<b>Total - All Agency Funds</b>				
Assets:	\$ <u>97,095</u>	\$ <u>7,229,124</u>	\$ <u>7,240,581</u>	\$ <u>85,638</u>
Liabilities:	\$ <u>97,095</u>	\$ <u>7,229,124</u>	\$ <u>7,240,581</u>	\$ <u>85,638</u>

**Watauga County, North Carolina**  
 General Fund  
 Schedule of Ad Valorem Taxes Receivable  
 For the Year Ended June 30, 2018

<b>Fiscal year:</b>	<b>Uncollected Balance June 30, 2017</b>	<b>Additions</b>	<b>Collections and Credits</b>	<b>Uncollected Balance June 30, 2018</b>
<b>2017 - 2018</b>	\$ -	\$ 32,333,243	\$ 31,955,214	\$ 378,029
<b>2016 - 2017</b>	300,045	-	158,828	141,217
<b>2015 - 2016</b>	140,299	-	54,038	86,261
<b>2014 - 2015</b>	143,406	-	54,264	89,142
<b>2013 - 2014</b>	95,350	-	37,731	57,619
<b>2012 - 2013</b>	66,270	-	20,801	45,469
<b>2011 - 2012</b>	52,275	-	18,487	33,788
<b>2010 - 2011</b>	37,314	-	9,001	28,313
<b>2009 - 2010</b>	22,545	-	5,931	16,614
<b>2008 - 2009</b>	19,424	-	3,769	15,655
<b>2007 - 2008</b>	14,281	-	14,281	-
	<u>\$ 891,209</u>	<u>\$ 32,333,243</u>	<u>\$ 32,332,345</u>	<u>892,107</u>
Plus: 2018 - 2019 receivable				8,407
Less: Allowance for uncollectible accounts General Fund				<u>(131,523)</u>
Ad valorem taxes receivable - net General Fund				<u>\$ 768,991</u>

**Reconciliation with revenues:**

Ad valorem taxes - General Fund		\$ 32,480,532
Reconciling items:		
Advertising and interest collected	(168,425)	
Taxes written off	10,414	
Penalties payable to WCS	5,137	
Prior year releases	4,687	
Total reconciling items	<u>(148,187)</u>	
Total collections and credits		<u>\$ 32,332,345</u>

**Watauga County, North Carolina**  
Analysis of Current Tax Levy  
County-wide Levy  
For the Year Ended June 30, 2018

	Property Valuation	Rate	Amount of Levy	Total Levy	
				Property excluding Registered Motor Vehicles	Registered Motor Vehicles
<b>Original levy:</b>					
Property taxed at current year's rate	\$ 8,618,585,578	\$ 0.00353	\$ 30,422,622	\$ 30,422,622	\$ -
Motor vehicles	431,171,388	0.00353	1,522,035	-	1,522,035
Penalties	-		-	3,269	-
Total	<u>9,049,756,966</u>		<u>31,944,657</u>	<u>30,425,891</u>	<u>1,522,035</u>
<b>Discoveries:</b>					
Property taxed at current year's rate	122,818,068	0.00353	479,822	479,822	-
Penalties	-		11,932	11,932	-
Total	<u>122,818,068</u>		<u>491,754</u>	<u>491,754</u>	<u>-</u>
<b>Abatements:</b>					
	<u>(29,226,062)</u>		<u>(103,168)</u>	<u>(103,168)</u>	<u>-</u>
Total property valuation	<u>\$ 9,143,348,972</u>				
			<b>Net levy</b>	32,333,243	1,522,035
			<b>Uncollected taxes at June 30, 2018</b>	378,029	9,984
			<b>Current year's taxes collected</b>	<u>\$ 31,955,214</u>	<u>\$ 1,512,051</u>
			<b>Current levy collection percentage</b>	<u>98.83%</u>	<u>99.34%</u>

## Schedule 17-A

**Watauga County, North Carolina**  
 Analysis of Current Tax Levy  
 County-wide Levy  
 For the Year Ended June 30, 2018

**Secondary Market Disclosures:**

Assessed Valuation:		
Assessment Ratio		100%
Real Property	\$ 8,873,289,012	
Personal Property		165,803,510
Public Service Companies		<u>104,256,450</u>
Total Assessed Valuation	\$ 9,143,348,972	
Tax Rate per \$100		0.353
Net Levy (Includes penalties, discoveries, releases and abatements)	\$ <u><u>32,333,243</u></u>	

In addition to the County-wide rate, the following table lists the levies by the County on behalf of fire protection districts for the fiscal year ended June 30, 2018:

Fire Protection District	Tax Rate per \$100	Net Levy
Beech Mountain Rural	\$ 0.05	\$ 1,594
Blowing Rock	0.05	486,924
Boone Rural	0.06	941,560
Cove Creek	0.05	250,939
Cove Creek Rural	0.05	290
Deep Gap	0.05	199,377
Foscoe	0.05	473,125
Foscoe Rural	0.05	72,713
Meat Camp	0.05	226,445
Northwest Watauga	0.05	118,257
Shawneehaw	0.05	98,620
Shawneehaw Rural	0.05	6,228
Stewart Simmons	0.085	221,728
Todd	0.07	64,997
Zionville	0.05	<u>121,195</u>
<b>Total Net Fire Protection District Levies</b>		<b>\$ <u><u>3,283,992</u></u></b>

**Watauga County, North Carolina**  
 Ten Largest Taxpayers  
 For the Year Ended June 30, 2018

<b>Taxpayer</b>	<b>Type of Business</b>	<b>2017 Assessed Valuation</b>	<b>Percentage of Total Assessed Valuation</b>	
Blue Ridge Electric Membership Coop	Electric Utility	\$ 72,804,750	0.80	%
Wallace Loft LLC	Rental Properties	46,504,000	0.51	
The Standard at Boone LLC	Rental Properties	40,311,470	0.44	
BR Development Group LLC	Real Estate Development	25,329,000	0.28	
MV of Boone LLC	Rental Properties	23,480,200	0.26	
Dugger Valley Inv Group LLC	Real Estate Development	23,317,700	0.26	
Meadowview at Boone LLC	Rental Properties	17,906,700	0.20	
Blue Ridge Preservation Inc	Real Estate Development	16,586,600	0.18	
Templeton Properties LP	Commercial Rental Properties	15,920,880	0.17	
Highland Crossing-B, LLC	Real Estate Development	15,727,420	0.17	
		<u>\$ 297,888,720</u>	<u>3.27</u>	<u>%</u>

**Watauga County, North Carolina**  
Analysis of Current Tax Levy  
Fire Districts  
For the Year Ended June 30, 2018

	<b>Northwest Watauga Fire District</b>	<b>Beech Mtn. Rural Fire Service District</b>	<b>Blowing Rock Rural Fire District</b>	<b>Boone Rural Fire District</b>	<b>Cove Creek Fire District</b>
<b>Tax rate per \$100</b>	\$ <u>0.05</u>	\$ <u>0.05</u>	\$ <u>0.05</u>	\$ <u>0.06</u>	\$ <u>0.05</u>
<b>Net levy</b>	\$ 118,257	\$ 1,594	\$ 486,924	\$ 941,560	\$ 250,939
<b>Uncollected taxes at June 30, 2018</b>	<u>1,899</u>	<u>8</u>	<u>3,923</u>	<u>12,359</u>	<u>4,404</u>
<b>Current year's taxes collected</b>	\$ <u>116,358</u>	\$ <u>1,586</u>	\$ <u>483,001</u>	\$ <u>929,201</u>	\$ <u>246,535</u>
<b>Current levy collection percentage</b>	<u>98.39%</u>	<u>99.50%</u>	<u>99.19%</u>	<u>98.69%</u>	<u>98.24%</u>

	<b>Cove Creek Rural Fire Service District</b>	<b>Deep Gap Fire District</b>	<b>Foscoe Fire District</b>	<b>Foscoe Rural Fire Service District</b>	<b>Meat Camp Fire District</b>
<b>Tax rate per \$100</b>	\$ <u>0.05</u>	\$ <u>0.05</u>	\$ <u>0.05</u>	\$ <u>0.05</u>	\$ <u>0.05</u>
<b>Net levy</b>	\$ 290	\$ 199,377	\$ 473,125	\$ 72,713	\$ 226,445
<b>Uncollected taxes at June 30, 2018</b>	<u>-</u>	<u>4,127</u>	<u>4,941</u>	<u>701</u>	<u>4,719</u>
<b>Current year's taxes collected</b>	\$ <u>290</u>	\$ <u>195,250</u>	\$ <u>468,184</u>	\$ <u>72,012</u>	\$ <u>221,726</u>
<b>Current levy collection percentage</b>	<u>100.00%</u>	<u>97.93%</u>	<u>98.96%</u>	<u>99.04%</u>	<u>97.92%</u>

	<b>Shawnheehaw Fire District</b>	<b>Shawnheehaw Rural Fire Service District</b>	<b>Stewart Simmons Fire District</b>	<b>Todd Fire District</b>	<b>Zionville Fire District</b>
<b>Tax rate per \$100</b>	\$ <u>0.05</u>	\$ <u>0.05</u>	\$ <u>0.085</u>	\$ <u>0.07</u>	\$ <u>0.05</u>
<b>Net levy</b>	\$ 98,620	\$ 6,228	\$ 221,728	\$ 64,997	\$ 121,195
<b>Uncollected taxes at June 30, 2018</b>	<u>1,074</u>	<u>163</u>	<u>2,053</u>	<u>842</u>	<u>2,831</u>
<b>Current year's taxes collected</b>	\$ <u>97,546</u>	\$ <u>6,065</u>	\$ <u>219,675</u>	\$ <u>64,155</u>	\$ <u>118,364</u>
<b>Current levy collection percentage</b>	<u>98.91%</u>	<u>97.38%</u>	<u>99.07%</u>	<u>98.70%</u>	<u>97.66%</u>

## COMPLIANCE SECTION





**Independent Auditors' Report On Internal Control Over Financial Reporting And  
On Compliance And Other Matters Based On An Audit Of Financial Statements  
Performed In Accordance With *Government Auditing Standards***

To the Board of County Commissioners  
Watauga County, North Carolina

We have audited, in accordance with the auditing standards generally accepted in the United States of America and the standards applicable to financial audits contained in *Government Auditing Standards* issued by the Comptroller General of the United States, the financial statements of the governmental activities, the business-type activities, each major fund, and the aggregate remaining fund information of Watauga County, North Carolina, as of and for the year ended June 30, 2018, and the related notes to the financial statements, which collectively comprise Watauga County, North Carolina's basic financial statements, and have issued our report thereon dated November 30, 2018. Our report includes a reference to other auditors who audited the financial statements of AppalCART, as described in our report on the County's financial statements. This report does not include the results of other auditors' testing of internal control over financial or compliance and other matters that are reported separately by those auditors. The financial statements of the Watauga County District U Tourism Development Authority were not audited in accordance with *Government Auditing Standards*.

**Internal Control over Financial Reporting**

In planning and performing our audit of the financial statements, we considered Watauga County, North Carolina's internal control over financial reporting (internal control) to determine the audit procedures that are appropriate in the circumstances for the purpose of expressing our opinions on the financial statements, but not for the purpose of expressing an opinion on the effectiveness of Watauga County, North Carolina's internal control. Accordingly, we do not express an opinion on the effectiveness of Watauga County, North Carolina's internal control.

Our consideration of internal control was for the limited purpose described in the preceding paragraph and was not designed to identify all deficiencies in internal control that might be material weaknesses or significant deficiencies and therefore, material weaknesses or significant deficiencies may exist that were not identified. However, as described in the accompanying schedule of findings and questioned costs, we identified certain deficiencies in internal control that we consider to be material weaknesses and significant deficiencies.

A *deficiency in internal control* exists when the design or operation of a control does not allow management or employees, in the normal course of performing their assigned functions, to prevent, or detect and correct, misstatements on a timely basis. A *material weakness* is a deficiency, or a combination of deficiencies, in internal control such that there is a reasonable possibility that a material misstatement of the entity's financial statements will not be prevented, or detected and corrected on a timely basis. We consider the deficiency described in the accompanying schedule of findings and questioned costs as finding 2018-001 to be a material weakness.

**Compliance and Other Matters**

As part of obtaining reasonable assurance about whether the Watauga County, North Carolina's financial statements are free from material misstatement, we performed tests of its compliance with certain

provisions of laws, regulations, contracts, and grant agreements, noncompliance with which could have a direct and material effect on the determination of financial statement amounts. However, providing an opinion on compliance with those provisions was not an objective of our audit, and accordingly, we do not express such an opinion. The results of our tests disclosed no instances of noncompliance or other matters that are required to be reported under *Government Auditing Standards*.

### **Watauga County's Responses to Findings**

Watauga County's responses to the finding identified in our audit are described in the accompanying schedule of findings and questioned costs. Watauga County's response was not subjected to the auditing procedures applied in the audit of the financial statements and, accordingly, we express no opinion on their response.

### **Purpose of this Report**

The purpose of this report is solely to describe the scope of our testing of internal control and compliance and the results of that testing, and not to provide an opinion on the effectiveness of the entity's internal control or on compliance. This report is an integral part of an audit performed in accordance with *Government Auditing Standards* in considering the entity's internal control and compliance. Accordingly, this communication is not suitable for any other purpose.

*Donald Killian CPA Group, P.A.*

Asheville, North Carolina  
November 30, 2018



**GOULD KILLIAN  
CPA GROUP, P.A.**  
CERTIFIED PUBLIC ACCOUNTANTS

**Independent Auditors' Report On Compliance With Requirements Applicable to Each Major Federal Program And Internal Control Over Compliance In Accordance With OMB Uniform Guidance And The State Single Audit Implementation Act**

To the Board of Commissioners  
Watauga County, North Carolina

**Report on Compliance for Each Major Federal Program**

We have audited Watauga County, North Carolina's compliance with the types of compliance requirements described in the OMB *Compliance Supplement* and the *Audit Manual for Governmental Auditors in North Carolina*, issued by the Local Government Commission, that could have a direct and material effect on each of Watauga County, North Carolina's major federal programs for the year ended June 30, 2018. Watauga County, North Carolina's major federal programs are identified in the summary of auditor's results section of the accompanying schedule of findings and questioned costs.

***Management's Responsibility***

Management is responsible for compliance with federal statutes, regulations, and the terms and conditions of its federal awards applicable to its federal programs.

***Auditor's Responsibility***

Our responsibility is to express an opinion on compliance for each of Watauga County, North Carolina's major federal programs based on our audit of the types of compliance requirements referred to above. We conducted our audit of compliance in accordance with auditing standards generally accepted in the United States of America; the standards applicable to financial audits contained in *Government Auditing Standards*, issued by the Comptroller General of the United States; and the audit requirements of Title 2 U.S. *Code of Federal Regulations* Part 200, *Uniform Administrative Requirements, Cost Principles, and Audit Requirements for Federal Awards* (Uniform Guidance) and the State Single Audit Implementation Act. Those standards, the Uniform Guidance, and the State Single Audit Implementation Act require that we plan and perform the audit to obtain reasonable assurance about whether noncompliance with the types of compliance requirements referred to above that could have a direct and material effect on a major federal program occurred. An audit includes examining, on a test basis, evidence about Watauga County, North Carolina's compliance with those requirements and performing such other procedures as we considered necessary in the circumstances.

We believe that our audit provides a reasonable basis for our opinion on compliance for each major federal program. However, our audit does not provide a legal determination of Watauga County, North Carolina's compliance.

***Opinion on Each Major Federal Program***

In our opinion, Watauga County, North Carolina, complied, in all material respects, with the types of compliance requirements referred to above that could have a direct and material effect on each of its major federal programs for the year ended June 30, 2018.

**Other Matters**

The results of our auditing procedures disclosed instances of noncompliance, which are required to be reported in accordance with the Uniform Guidance and which are described in the accompanying

schedule of findings and questioned costs as item 2018-002. Our opinion on each major federal program is not modified with respect to this matter.

Watauga County, North Carolina's response to the noncompliance findings identified in our audit is described in the accompanying schedule of findings and questioned costs. Watauga County, North Carolina's response was not subjected to the auditing procedures applied in the audit of compliance and, accordingly, we express no opinion on the response.

### **Report on Internal Control over Compliance**

Management of Watauga County, North Carolina, is responsible for establishing and maintaining effective internal control over compliance with the types of compliance requirements referred to above. In planning and performing our audit of compliance, we considered Watauga County, North Carolina's internal control over compliance with the types of requirements that could have a direct and material effect on each major federal program to determine the auditing procedures that are appropriate in the circumstances for the purpose of expressing an opinion on compliance for each major federal program and to test and report on internal control over compliance in accordance with the Uniform Guidance, but not for the purpose of expressing an opinion on the effectiveness of internal control over compliance. Accordingly, we do not express an opinion on the effectiveness of Watauga County, North Carolina's internal control over compliance.

*A deficiency in internal control over compliance* exists when the design or operation of a control over compliance does not allow management or employees, in the normal course of performing their assigned functions, to prevent, or detect and correct, noncompliance with a type of compliance requirement of a federal program on a timely basis. *A material weakness in internal control over compliance* is a deficiency, or combination of deficiencies, in internal control over compliance, such that there is a reasonable possibility that material noncompliance with a type of compliance requirement of a federal program will not be prevented, or detected and corrected, on a timely basis. *A significant deficiency in internal control over compliance* is a deficiency, or a combination of deficiencies, in internal control over compliance with a type of compliance requirement of a federal program that is less severe than a material weakness in internal control over compliance, yet important enough to merit attention by those charged with governance.

Our consideration of internal control over compliance was for the limited purpose described in the first paragraph of this section and was not designed to identify all deficiencies in internal control over compliance that might be significant deficiencies or material weaknesses, and therefore, significant deficiencies or material weaknesses may exist that were not identified. We identified deficiencies in internal control over compliance, as described in the accompanying schedule of findings and questioned costs as item 2018-002, 2018-003, and 2018-004, that we consider to be material weaknesses.

Watauga County, North Carolina's response to the internal control over compliance findings identified in our audit is described in the accompanying schedule of findings and questioned costs. Watauga County, North Carolina's response was not subjected to the auditing procedures applied in the audit of compliance and, accordingly, we express no opinion on the responses.

The purpose of this report on internal control over compliance is solely to describe the scope of our testing of internal control over compliance and the results of that testing based on the requirements of the Uniform Guidance. Accordingly, this report is not suitable for any other purpose.

*Donald Killian CPA Group, P.A.*

Asheville, North Carolina  
November 30, 2018



**Independent Auditors' Report On Compliance With Requirements Applicable to Each Major State Program And Internal Control Over Compliance In Accordance With OMB Uniform Guidance And The State Single Audit Implementation Act**

To the Board of Commissioners  
Watauga County, North Carolina

**Report on Compliance for Each Major State Program**

We have audited Watauga County, North Carolina's compliance with the types of compliance requirements described in the *Audit Manual for Governmental Auditors in North Carolina*, issued by the Local Government Commission, that could have a direct and material effect on each of Watauga County, North Carolina's major state programs for the year ended June 30, 2018. Watauga County, North Carolina's major state programs are identified in the summary of auditor's results section of the accompanying schedule of findings and questioned costs.

***Management's Responsibility***

Management is responsible for compliance with federal and state statutes, regulations, and the terms and conditions of its state awards applicable to its state programs.

***Auditor's Responsibility***

Our responsibility is to express an opinion on compliance for each of Watauga County, North Carolina's major state programs based on our audit of the types of compliance requirements referred to above. We conducted our audit of compliance in accordance with auditing standards generally accepted in the United States of America; the standards applicable to financial audits contained in *Government Auditing Standards*, issued by the Comptroller General of the United States; and applicable sections of Title 2 U.S. *Code of Federal Regulations* Part 200, *Uniform Administrative Requirements, Cost Principles, and Audit Requirements for Federal Awards* (Uniform Guidance), as described in the *Audit Manual for Governmental Auditors in North Carolina*, and the State Single Audit Implementation Act. Those standards, Uniform Guidance, and the State Single Audit Implementation Act require that we plan and perform the audit to obtain reasonable assurance about whether noncompliance with the types of compliance requirements referred to above that could have a direct and material effect on a major state program occurred. An audit includes examining, on a test basis, evidence about Watauga County, North Carolina's compliance with those requirements and performing such other procedures as we considered necessary in the circumstances.

We believe that our audit provides a reasonable basis for our opinion on compliance for each major state program. However, our audit does not provide a legal determination of Watauga County, North Carolina's compliance.

***Opinion on Each Major State Program***

In our opinion, Watauga County, North Carolina, complied, in all material respects, with the types of compliance requirements referred to above that could have a direct and material effect on each of its major state programs for the year ended June 30, 2018.

**Other Matters**

The results of our auditing procedures disclosed instances of noncompliance, which are required to be reported in accordance with applicable sections of section the Uniform Guidance as described in the *Audit*



*Manual for Governmental Auditors in North Carolina*, and which are described in the accompanying schedule of findings and questioned costs as item 2018-002. Our opinion on each major state program is not modified with respect to these matters.

Watauga County, North Carolina's response to the noncompliance findings identified in our audit is described in the accompanying corrective action plan. Watauga County, North Carolina's response was not subjected to the auditing procedures applied in the audit of compliance and, accordingly, we express no opinion on the response.

### **Report on Internal Control over Compliance**

Management of Watauga County, North Carolina, is responsible for establishing and maintaining effective internal control over compliance with the types of compliance requirements referred to above. In planning and performing our audit of compliance, we considered Watauga County, North Carolina's internal control over compliance with the types of requirements that could have a direct and material effect on each major state program to determine the auditing procedures that are appropriate in the circumstances for the purpose of expressing an opinion on compliance for each major state program and to test and report on internal control over compliance in accordance with the Uniform Guidance, but not for the purpose of expressing an opinion on the effectiveness of internal control over compliance. Accordingly, we do not express an opinion on the effectiveness of Watauga County, North Carolina's internal control over compliance.

A *deficiency in internal control over compliance* exists when the design or operation of a control over compliance does not allow management or employees, in the normal course of performing their assigned functions, to prevent, or detect and correct, noncompliance with a type of compliance requirement of a state program on a timely basis. A *material weakness in internal control over compliance* is a deficiency, or combination of deficiencies, in internal control over compliance, such that there is a reasonable possibility that material noncompliance with a type of compliance requirement of a state program will not be prevented, or detected and corrected, on a timely basis. A *significant deficiency in internal control over compliance* is a deficiency, or a combination of deficiencies, in internal control over compliance with a type of compliance requirement of a state program that is less severe than a material weakness in internal control over compliance, yet important enough to merit attention by those charged with governance.

Our consideration of internal control over compliance was for the limited purpose described in the first paragraph of this section and was not designed to identify all deficiencies in internal control over compliance that might be material weaknesses or significant deficiencies. We identified deficiencies in internal control over compliance, as described in the accompanying schedule of findings and questioned costs as items 2018-002 and 2018-004, that we consider to be material weaknesses.

The purpose of this report on internal control over compliance is solely to describe the scope of our testing of internal control over compliance and the results of that testing based on the requirements of the Uniform Guidance. Accordingly, this report is not suitable for any other purpose.

*Donald Killian CPA Group, P.A.*

Asheville, North Carolina  
November 30, 2018

WATAUGA COUNTY, NORTH CAROLINA

SCHEDULE OF FINDINGS AND QUESTIONED COSTS

For the year ended June 30, 2018

I. Summary of Auditor’s Results

Financial Statements

Type of report the auditor issued on whether the financial statements audited were prepared in accordance with GAAP: Unmodified

Internal control over financial reporting:

- Material weakness(es) identified?  yes  no
- Significant deficiency(s) identified that are not considered to be material weaknesses reported  yes  none

Noncompliance material to financial statements noted  yes  no

Federal Awards

Internal control over major federal programs:

- Material weakness(es) identified?  yes  no
- Significant deficiency(s) identified that are not considered to be material weaknesses?  yes  none reported

Type of auditor’s report issued on compliance for major federal programs: Unmodified.

Any audit findings disclosed that are required to be reported in accordance with 2 CFR 200.516(a)?  yes  no

The following were audited as major federal program for Watauga County for the fiscal year ended June 30, 2018:

<u>Program Name or Cluster</u>	<u>CFDA #</u>
Medicaid Cluster	93.778, 93.777, 93.775
Supplemental Nutrition Assistance Program	10.561

The threshold for determining Federal Type A programs for Watauga County is \$750,000.

Watauga County qualifies as a low risk auditee.

**WATAUGA COUNTY, NORTH CAROLINA**

**SCHEDULE OF FINDINGS AND QUESTIONED COSTS**

For the year ended June 30, 2018

State Awards

Internal control over major state programs:

- Material weakness(es) identified?                      X   yes                           no
- Significant deficiency(s) identified  
that are not considered to be  
material weaknesses?                           yes                      X   none reported

Type of auditor's report issued on compliance for major state programs: Unmodified.

Any audit findings disclosed that are  
required to be reported in accordance with  
the State Single Audit Implementation Act                           yes                      X   no

Major State programs (over \$500,000) for Watauga County for the fiscal year ended June 30, 2018 are:

Program Name

Medicaid Cluster  
Juvenile Crime Prevention Program  
Public School Building Capital Fund



**WATAUGA COUNTY, NORTH CAROLINA**

**SCHEDULE OF FINDINGS AND QUESTIONED COSTS**

For the year ended June 30, 2018

**II. Financial Statement Findings**

**Finding 2018-001**

**Material Weakness**

**Criteria:** Management should have a system in place to reduce the likelihood of errors in financial reporting.

**Cause:** The County did not obtain sufficient information to record their liability for the landfill postclosure liability, resulting in a material prior period adjustment.

**Effect:** Errors in financial reporting could occur and not appropriately report the County's financial condition.

**Condition:** The existence of a material prior period adjustment indicates that the County's system of controls did not detect and prevent such errors.

**Context:** The County did not record the landfill post-closure liability in the financial statements in q previous years.

**Recommendation:** Management should examine the prior period adjustment and assess the cost/benefit of improving the internal control system to prevent similar adjustments in the future, given the County's available resources.

**Views of Responsible Officials:** The County agrees with this finding and will follow the accompanying corrective action plan.

**III. Federal Award Findings and Questioned Costs**

**US Department of Agriculture**

Passed through the NC Dept. of Health and Human Services

Program Name: Supplemental Nutrition Assistance Program (SNAP) Crosscutting requirements

CFDA # 10.561

**US Department of Health and Human Services**

Passed through the NC Dept. of Health and Human Services

Program Name: Medical Assistance Program (Medicaid; Title XIX) Crosscutting requirements

CFDA # 93.778

**Finding: 2018-002**  
**MATERIAL WEAKNESS**  
**NONMATERIAL NONCOMPLIANCE – REPORTING**

**Criteria:** County departments of social services in North Carolina must comply with the NC Social Services Fiscal Control Manual Section III A, which requires County DSS employees who provide direct client services during the month to maintain day sheets in accordance with the Service Information System (SIS) Policy. According to the SIS User's Manual, day sheet entries must be supported by documentation in case record files. For auditing and monitoring purposes, entries made by caseworkers providing direct client services must either include the client information on the time entry, or have another reliable method such as a log, journal, or calendar available so that time entries can be supported by evidence of the work that was performed. This requirement effects multiple programs.

## WATAUGA COUNTY, NORTH CAROLINA

### SCHEDULE OF FINDINGS AND QUESTIONED COSTS

For the year ended June 30, 2018

As such, we tested both SNAP and the Medicaid program according to the crosscutting requirements. Therefore both of these programs did not have an effective system of internal control over the Day Sheet reporting compliance requirement.

**Condition:** The County did not have a policy requiring either client identification on the time entry or an alternative record to support the direct client service time reported on the DSS 1571 for administration of the Medicaid and SNAP programs during the period of time our review covered. Not all caseworker time can be accounted for using activity reports generated from NC FAST. Audit procedures applied to 40 time entries of DSS workers revealed 18 instances where support could not be provided as to the specific client, or no activity was found in the client's casefile to support the time records. One instance was related to the time charged to administer the SNAP program and 17 of these instances were related to time charged to administer the Medicaid program.

**Questioned Costs:** None; noncompliance relates to reporting and recordkeeping requirements.

**Context:** Costs reimbursed to the County for administering the Medicaid and SNAP programs were approximately \$1,248,159, and \$213,220 the majority of which are salaries and benefits of DSS workers. From 40 time entries tested representing 7,465 minutes, 2,395 minutes (32%) could not be verified by examining the casefiles for evidence of time spent. Overall, payroll and benefits reported on the DSS 1571 were supported by payroll records which were authorized and reconciled to the County's general ledger. However, caseworker time records should be detailed enough to allow audit procedures to be performed to verify evidence of time worked in individual case files.

**Effect:** The County is not in compliance with the day sheet reporting requirement; caseworker direct program service time cannot be supported. Without proper accountability and monitoring, caseworkers may not spend their time most efficiently for the benefit of the program. For caseworkers who direct charge multiple programs, the allocation of their time to those programs may not be accurate.

**Identification of a repeat finding:** This is not a repeat finding.

**Cause:** The County misunderstood the requirements in the SIS User Manual regarding client identification and does not have a policy requiring caseworkers to include client identification in their time records, or any other reliable method for tracking direct client time by client. In addition, the County's casefiles are a mix of paper files and NC FAST, making electronic monitoring using NC FAST activity logs ineffective.

**Recommendation:** We have recommended to management that caseworkers document the PDC case number for the client they worked on and to make sure that every day sheet entry has the name of the client. Caseworkers should document every client phone call or other case work in the NC FAST narrative, rather than documenting it in paper files or caseworker paper time journals. Supervisors should review this information when approving caseworker time reports.

**Views of responsible officials and planned corrective actions:** The county agrees with the finding and is taking steps to revise their internal procedures for day sheets. Please refer to the County's corrective action plan on page 104.

**WATAUGA COUNTY, NORTH CAROLINA**

**SCHEDULE OF FINDINGS AND QUESTIONED COSTS**

For the year ended June 30, 2018

**US Department of Agriculture**

Passed through the NC Dept. of Health and Human Services

Program Name: Supplemental Nutrition Assistance Program (SNAP) Crosscutting requirements

CFDA # 10.561

**Finding : 2018-003**  
**MATERIAL WEAKNESS – ELIGIBILITY**

Criteria: The County DSS services are required to ensure that there are controls in place to ensure that proper documentation is contained in the case record to verify eligibility.

Condition: We reviewed 25 case files. Only one of the casefiles contained evidence of a second party review where the program supervisor provided for the controls to ensure that the proper documentation was contained in the casefile that verified the recipient's eligibility.

Questioned Costs: None; noncompliance relates to reporting and recordkeeping requirements.

Effect: The County does not have a formal system of internal control to ensure that the recipient's casefile contains the necessary documentation to substantiate the recipient's eligibility.

Identification of a repeat finding: This is not a repeat finding.

Cause: The SNAP program supervisor was trained internally. Their instruction was that the County reviews and provides assistance to caseworkers in an informal manner.

Recommendation: The program should establish a policy for supervisory review of the casefiles in the SNAP program that is based on the risks of determining eligibility and the level of performance County staff demonstrate. The responsible party should execute a formal review of certain casefiles based on this established policy. Documentation of these formal and periodic reviews should be retained either in the recipient's casefile or in the responsible party's records including the nature, scope, and timing of the procedures and the results or findings of the review along with the corrective or follow up action to be performed by the staff member who determined the recipient's eligibility. Lastly, the review should document that the issue(s) has been followed up on and corrected as reviewed by the responsible party who performed the initial review.

Views of responsible officials and planned corrective actions: The county agrees with the finding. Please refer to the County's corrective action plan on page 104.

**US Department of Health and Human Services**

Passed through the NC Dept. of Health and Human Services

Program Name: Medical Assistance Program (Medicaid; Title XIX) Crosscutting requirements

CFDA # 93.778

**Finding : 2018-004**  
**MATERIAL WEAKNESS – ELIGIBILITY**

Criteria: The County DSS is responsible for determining and documenting a recipient's eligibility according to federal and state guidelines. During our audit we reviewed casefiles that did not contain all of the documentation required to verify the recipient's eligibility.

**WATAUGA COUNTY, NORTH CAROLINA**

**SCHEDULE OF FINDINGS AND QUESTIONED COSTS**

For the year ended June 30, 2018

Condition: Eight cases did not contain the proper documentation needed to substantiate the recipient's eligibility.

Questioned Costs: The errors noted were technical errors that did not effect the determination of the recipient's eligibility.

Effect: There are casefiles that do not contain documentation sufficient to meet the federal and state requirements for eligibility determination. Without the appropriate required documentation, one could be unable to determine that eligibility requirements were met. Therefore, a recipient could receive benefits in error.

Identification of a repeat finding: This is a repeat finding as mentioned in the summary schedule of prior year findings on page 105.

Cause: The caseworkers did not ensure that the casefiles contained all of the documentation necessary to determine the recipient's eligibility at the time the eligibility was determined.

Recommendation: The County should continue to strengthen its review and training processes to ensure that the staff have the knowledge and expertise needed to comply with the eligibility determination requirements.

Views of responsible officials and planned corrective actions: The county agrees with the finding. Please refer to the County's corrective action plan on page 104.

**IV. State Award Findings and Questioned Costs**

**US Department of Health and Human Services**

Passed through the NC Dept. of Health and Human Services

Program Name: Medical Assistance Program (Medicaid; Title XIX) Crosscutting requirements

CFDA # 93.778

**Finding:**       **2018-002**  
MATERIAL WEAKNESS  
NONMATERIAL NONCOMPLIANCE – REPORTING

This finding also applies to State requirements and State awards.

**Finding :**       **2018-004**  
MATERIAL WEAKNESS – ELIGIBILITY

This finding also applies to State requirements and State awards.



# WATAUGA COUNTY

## FINANCE OFFICE

814 West King St., Suite 216 - Boone, NC 28607 - Phone (828) 265-8007

Fax (828) 265-8006

### CORRECTIVE ACTION PLAN

For the year ended June 30, 2018

#### Financial Statement Findings

**Finding 2018-001** Material Prior Period Adjustment

**Name of Contact Person:** Misty Watson, Finance Officer

**Corrective Action Plan:** The County will implement procedures to ensure that all material account balances are reflected in the general ledger accounting system in accordance with generally accepted accounting principals.

#### Federal Award Findings and Questioned Costs

**Finding 2018-002** Day Sheet Accountability

**Name of Contact Person:** Tom Hughes, Director of Social Services

**Corrective Action Plan:** The County DSS Department will implement procedures to ensure that the time entries reported on the day sheets for program coded activities are backed up by records to ensure re-performance and accountability.

**Finding 2018-003** Controls Over Eligibility Determination (SNAP)

**Name of Contact Person:** Tom Hughes, Director of Social Services

**Corrective Action Plan:** The County DSS Department will implement a program wide policy to perform and document formal review of the caseworker's casefiles to ensure that the recipient's eligibility was correctly determined.

**Finding 2018-004** Controls Over Eligibility Determination (Medicaid)

**Name of Contact Person:** Tom Hughes, Director of Social Services

**Corrective Action Plan:** The County DSS Department will continue to strengthen its supervisory review and caseworker training to ensure that the responsible parties have the knowledge and expertise to document the eligibility determination and to follow up on cases that require further attention in a timely manner with correct resolve so that the eligibly casefiles contain sufficient documentation to support the determination.



# WATAUGA COUNTY

## FINANCE OFFICE

---

814 West King St., Suite 216 - Boone, NC 28607 - Phone (828) 265-8007  
Fax (828) 265-8006

### SUMMARY SCHEDULE OF PRIOR YEAR AUDIT FINDINGS

For the year ended June 30, 2017

**Finding 2017-001**

**Status:** This finding has not been repeated.

**Finding 2017-002**

**Status:** This finding has been repeated as discussed in finding 2018-004.

**Finding 2017-003**

**Status:** This finding has been repeated as discussed in finding 2018-004.

**Finding 2017-004**

**Status:** This finding has been repeated as discussed in finding 2018-004.

**Finding 2017-005**

**Status:** This finding has been repeated as discussed in finding 2018-004.

**Watauga County, North Carolina**  
 Schedule of Expenditures of Federal and State Awards  
 For the Year Ended June 30, 2018

Grantor/Pass-Through Grantor/Program/Cluster Title	Federal CFDA Number	Pass-Through Grantor's Number	Federal (Direct & Pass- Through) Expenditures	State Expenditures	Passed-through to Subrecipients	Local Expenditures
<b>Federal Awards:</b>						
<b>U.S. Department of Agriculture</b>						
Passed-through the N.C. Department of Health and Human Services:						
Division of Social Services:						
SNAP Cluster						
State Administrative Matching Grants for the						
Supplemental Nutrition Assistance Program	10.561	175NC406S2514	\$ 213,220	\$ -	\$ -	\$ 213,220
Total SNAP Cluster			<u>213,220</u>	<u>-</u>	<u>-</u>	<u>213,220</u>
<b>Total U.S. Department of Agriculture</b>			<u>213,220</u>	<u>-</u>	<u>-</u>	<u>213,220</u>
<b>U.S. Federal Emergency Management Agency</b>						
Passed-through the N.C. Department of Public Safety:						
Hazardous Mitigation Grant Program						
	97.039	HMGP 4153-0006	16,772	5,591	-	-
<b>Total U.S. Federal Emergency Management Agency</b>			<u>16,772</u>	<u>5,591</u>	<u>-</u>	<u>-</u>
<b>U.S. Department of Homeland Security</b>						
Passed-through the N.C. Department of Public Safety:						
Emergency Management Performance Grant						
	97.042	EMA-2016-EP-00002-S01	38,642	-	-	38,642
<b>Total U.S. Department of Homeland Security</b>			<u>38,642</u>	<u>-</u>	<u>-</u>	<u>38,642</u>
<b>U.S. Department of Justice</b>						
Bulletproof Vest Partnership Program						
	16.607	1121-0235	3,735	-	-	3,735
<b>Total U.S. Department of Justice</b>			<u>3,735</u>	<u>-</u>	<u>-</u>	<u>3,735</u>
<b>U.S. Department of Health &amp; Human Services</b>						
Administration on Aging						
Aging Cluster:						
Passed-through High Country Council of Governments:						
Home and Community Care Block Grant (HCCBG) -						
Title III B - Access Services	93.044	16/17 AANCT3SS	14,920	127,114	-	15,781
Title III C1 - Congregate Nutrition	93.045	16/17 AANCT3CM	43,401	2,553	-	5,106
Title III C2 - Home Delivered Meals	93.045	16/17 AANCT3HD	76,343	4,491	-	8,982
Nutrition Services Incentive Program (NSIP)	93.053	16/17 AANCNSIP	24,240	-	-	-
Total Aging Cluster			<u>158,904</u>	<u>134,158</u>	<u>-</u>	<u>29,869</u>
Passed-through N.C. Department of Insurance:						
Seniors Health Insurance Information Program						
	93.779	16001636g6	2,492	-	-	-
Administration for Children and Families						
Passed-through the N.C. Department of Health and Human Services:						
Division of Social Services:						
Temporary Assistance for Needy Families Cluster						
WorkFirst administrative	93.558	1701NCTANF	41,986	-	-	50,933
WorkFirst services	93.558	1701NCTANF	152,732	-	-	197,911
Total Temporary Assistance for Needy Families Cluster			<u>194,718</u>	<u>-</u>	<u>-</u>	<u>248,844</u>
Child Support Enforcement	93.563	1704NC4005	217,072	-	-	111,825
Low-Income Home Energy Assistance Block Grant						
Administration	93.568	G17B1NCLIEA	28,489	-	-	-
Crisis Intervention Payments	93.568	G17B1NCLIEA	143,300	-	-	-
Crisis Intervention Payments	93.568	G17B1NCLIEA	173,361	-	-	-
Permanency Planning	93.645	G1701NCCWSS	14,108	-	-	4,703
Social Services Block Grant	93.667	G1701NCSOSR	174,102	-	-	56,118
Total Division of Social Services			<u>945,150</u>	<u>-</u>	<u>-</u>	<u>421,490</u>
Medicaid Cluster						
Medical Assistance Program						
Administration	93.778	XIX-MAP18	975,054	-	-	-
Health Choice	93.767	CHIP18	59,885	-	-	-
Total Medicaid Cluster			<u>1,034,939</u>	<u>-</u>	<u>-</u>	<u>-</u>
Foster Care and Adoption Cluster (Note 3)						
Title IV-E Foster Care	93.658	1701NCFOST	171,305	8,481	-	151,950
Foster Care - Direct Benefit Payments	93.658	1701NCFOST	311,981	79,626	-	72,245
Adoption/Foster Care Special Provision	93.658	1701NCFOST	19,027	-	-	5,160
Total Foster Care and Adoption Cluster (Note 3)			<u>502,313</u>	<u>88,107</u>	<u>-</u>	<u>229,355</u>

**Watauga County, North Carolina**  
 Schedule of Expenditures of Federal and State Awards  
 For the Year Ended June 30, 2018

Grantor/Pass-Through Grantor/Program/Cluster Title	Federal CFDA Number	Pass-Through Grantor's Number	Federal (Direct & Pass- Through) Expenditures	State Expenditures	Passed-through to Subrecipients	Local Expenditures
Health Care Financing Administration Passed-through the N.C. Department of Health and Human Services: Division of Social Services: Medical Assistance Program Chafee Foster Care Independence - Direct Benefit Payment	93.674	1701NC1420	72,049	2,891	-	-
Total Division of Medical Assistance			<u>72,049</u>	<u>2,891</u>	-	-
<b>Total U.S. Department of Health &amp; Human Services</b>			<u>2,715,847</u>	<u>225,156</u>	-	<u>680,714</u>
<b>Total Federal Awards</b>			<u>2,988,216</u>	<u>230,747</u>	-	<u>936,311</u>
<b>State Awards:</b>						
<b>N.C. Department of Health and Human Services</b>						
Passed-through Region D Council of Governments: Senior Center General Purchases			-	14,586	-	-
Division of Social Services State Foster Care Benefits Program			-	97,767	-	57,743
<b>Total N.C. Department of Health and Human Services</b>			-	<u>112,353</u>	-	<u>57,743</u>
<b>N.C. Department of Public Safety</b>						
Division of Administration, Community Programs Juvenile Crime Prevention Council Programs		295-XXXX	-	114,285	114,285	33,181
Tier II Grant - 2017		T2-2017-MOA1791	-	894	-	-
<b>Total N.C. Department of Public Safety</b>			-	<u>115,179</u>	<u>114,285</u>	<u>33,181</u>
<b>N.C. Department of Public Instruction</b>						
NC Public School Building Capital-Lottery Proceeds Public School National Forest Service		94-Watauga FY 2016 SRS	-	412,504	412,504	-
			-	86	86	-
<b>Total N.C. Department of Public Instruction</b>			-	<u>412,590</u>	<u>412,590</u>	-
<b>N.C. Department of Transportation</b>						
Employment Transportation Operating Assistance		DOT-16CL	-	13,551	13,551	-
Elderly and Disabled Transportation Assistance		DOT-16CL	-	61,135	23,547	-
Rural General Public Program		DOT-16CL	-	83,208	83,208	9,245
<b>Total N.C. Department of Transportation</b>			-	<u>157,894</u>	<u>120,306</u>	<u>9,245</u>
<b>N.C. Department of Agriculture and Consumer Services</b>						
Soil Conservation Assistance		G40100296015SWC	-	3,600	-	88,632
Soil Conservation Technician Cost Sharing		G40100296015SWC	-	24,887	-	24,887
<b>Total N.C. Department of Agriculture and Consumer Services</b>			-	<u>28,487</u>	-	<u>113,519</u>
<b>N.C. Department of Environmental Quality</b>						
<b>Greenway Connector</b>		Greenway Connector		33,934	-	33,934
Division of Environmental Assistance and Customer Service Community Waste Reduction and Recycling - Bins for Schools		Contract #6875	-	9,982	-	2,145
Community Waste Reduction and Recycling - Mercury Collection		Contract #6447	-	2,514	-	-
<b>Total N.C. Department of Environmental Quality</b>			-	<u>12,496</u>	-	<u>2,145</u>
<b>N.C. Division of Veteran's Affairs</b>						
Veteran's Service Program		143B-1211C4	-	2,000	-	107,605
<b>Total for N.C. Division of Veteran's Affairs</b>			-	<u>2,000</u>	-	<u>107,605</u>
<b>Total State Awards</b>			-	<u>840,999</u>	<u>647,181</u>	<u>323,438</u>
<b>Total Federal and State Awards</b>			<u>\$ 2,988,216</u>	<u>1,071,746</u>	<u>647,181</u>	<u>1,259,749</u>



**Watauga County, North Carolina**  
 Schedule of Expenditures of Federal and State Awards  
 For the Year Ended June 30, 2018

Grantor/Pass-Through Grantor/Program/Cluster Title	Federal CFDA Number	Pass-Through Grantor's Number	Federal (Direct & Pass- Through) Expenditures	State Expenditures	Passed-through to Subrecipients	Local Expenditures
---	---------------------------	-------------------------------------	--	-----------------------	---------------------------------------	-----------------------

**Notes to the Schedule of Expenditures of Federal and State Financial Awards:**

1. Basis of Presentation:

The accompanying schedule of expenditures of federal and State awards (SEFSA) includes the federal and State award activity of Watauga County under the programs of the federal government and the State of North Carolina for the year ended June 30, 2018. The information in this SEFSA is presented in accordance with the requirements of Title 2 US Code of Federal Regulations Part 200, Uniform Administrative Requirements, Cost Principles, and Audit Requirements for Federal Awards and the State Single Audit Implementation Act. Because the Schedule presents only a selected portion of the operations of Watauga County, it is not intended to and does not present the financial position, changes in net position or cash flows of Watauga County.

2. Summary of Significant Account Policies:

Expenditures reported in the SEFSA are reported on the modified accrual basis of accounting. Such expenditures are recognized following the cost principles contained in Uniform Guidance, wherein certain types of expenditures are not allowable or are limited as to reimbursement. Therefore, some amounts presented in this schedule may differ from amounts presented or used in the preparation of the basic financial statements.

3. Indirect Cost Rate:

The County has elected not to use the 10-percent de minimis indirect cost rate as allowed under the Uniform Guidance.

4. The following are clustered by the NC Department of Health and Human Services and are treated separately for state audit requirement purposes:

Foster Care and Adoption

**AGENDA ITEM 5:**

**CHILD FATALITY PREVENTION TEAM REPORT**

**MANAGER'S COMMENTS:**

Ms. Jennifer Greene, Health Department Director, and Ms. Kelly Welsh will present the Child Fatality Prevention Team 2017 annual report.

The report is for information only; therefore no action is required.



## **Child Fatality Prevention Team 2017 Annual Report**

### **I. Introduction**

In 1993, the North Carolina General Assembly established a network of local Child Fatality Prevention Teams (CFPT) across the state to confidentially review medical examiner reports, death certificates and other records of deceased county residents under age 18. Each local team consists of representatives of public and nonpublic agencies in the community, such as: Law Enforcement, Department of Social Services, Guardian Ad Litem, Health Department, among others, that provide services to children and their families.

The purpose of this report is to give a summary of the causes of death, number of cases reviewed, recommendations for prevention, if any, and to share local team activities and accomplishments.

### **II. Role of County Commissioners and Board of Health**

- Review annual reports and advocate for system improvements and needed resources.
- Appoint members of the local team as identified by the membership.

### **III. Child Deaths by Cause & Recommendations for Prevention**

In 2017:

- Alleghany County CFPT had no deaths to review.
- Ashe County CFPT reviewed 5 deaths.
  - Three deaths were caused by complications from existing illnesses, all of which received appropriate medical care.
  - One death was due to premature birth, although appropriate prenatal care had been provided.
  - One death was caused by suicide. The CFPT recommends community education around suicide prevention.

- Watauga County CFPT reviewed 2 deaths.
  - One death was related to co-sleeping with an infant. The CFPT recommends community education around the dangers of co-sleeping, as well as access to affordable housing.
  - One death was caused by a motor vehicle accident. The CFPT recommends consideration of increasing the age for licensure and community education on vehicle safety.

#### **IV. Activities & Accomplishments**

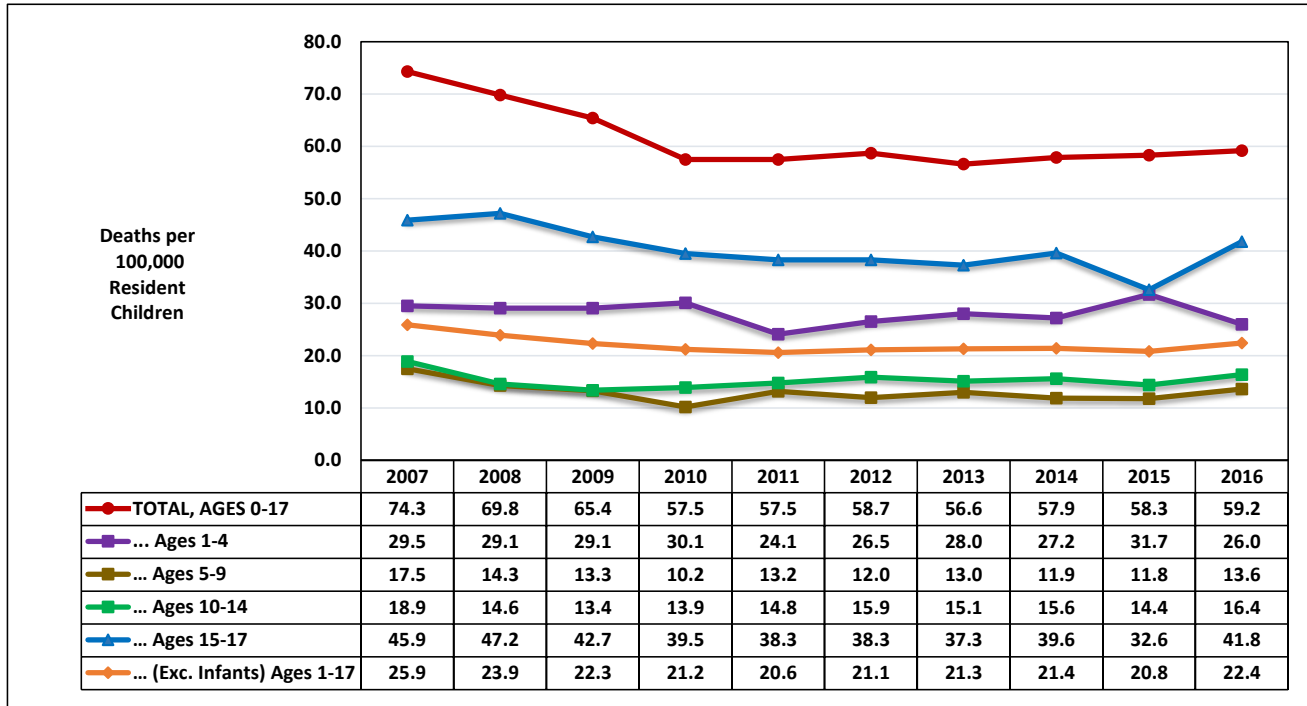
- Alleghany County CFPT and Ashe County CFPT meet every other month in conjunction with the Community Child Protection Team.
- Watauga County CFPT meets quarterly in conjunction with the Community Child Protection Team.
- Newly assigned Chair and Review Coordinator for Ashe County completed telephone conference training with NC Department of Public Health CFPT Program Coordinator.
- Ashe County Chair completed online training for Risk Reduction for SIDS and Other Sleep-Related Causes of Infant Death through National Institute of Child Health & Human Development.
- Individual reports were completed on child deaths reviewed by each team and sent to NC Department of Public Health CFPT Program Coordinator.
- Annual CFPT Activity Summaries were compiled and sent to NC Department of Public Health CFPT Program Coordinator.

#### **V. Conclusion**

Thank you to the members of the County Commissioners and Board of Health for the opportunity to share the dedicated work of your local teams as we continue to review child fatalities, make recommendations, and take actions to prevent future child deaths.

Attached, please find excerpts from the North Carolina Child Fatality Task Force. They provide statistics and background for the consideration of public health stakeholders and child advocates.

2007-2016 Trends in North Carolina Resident Child Death Rates<sup>†</sup> by Age Group

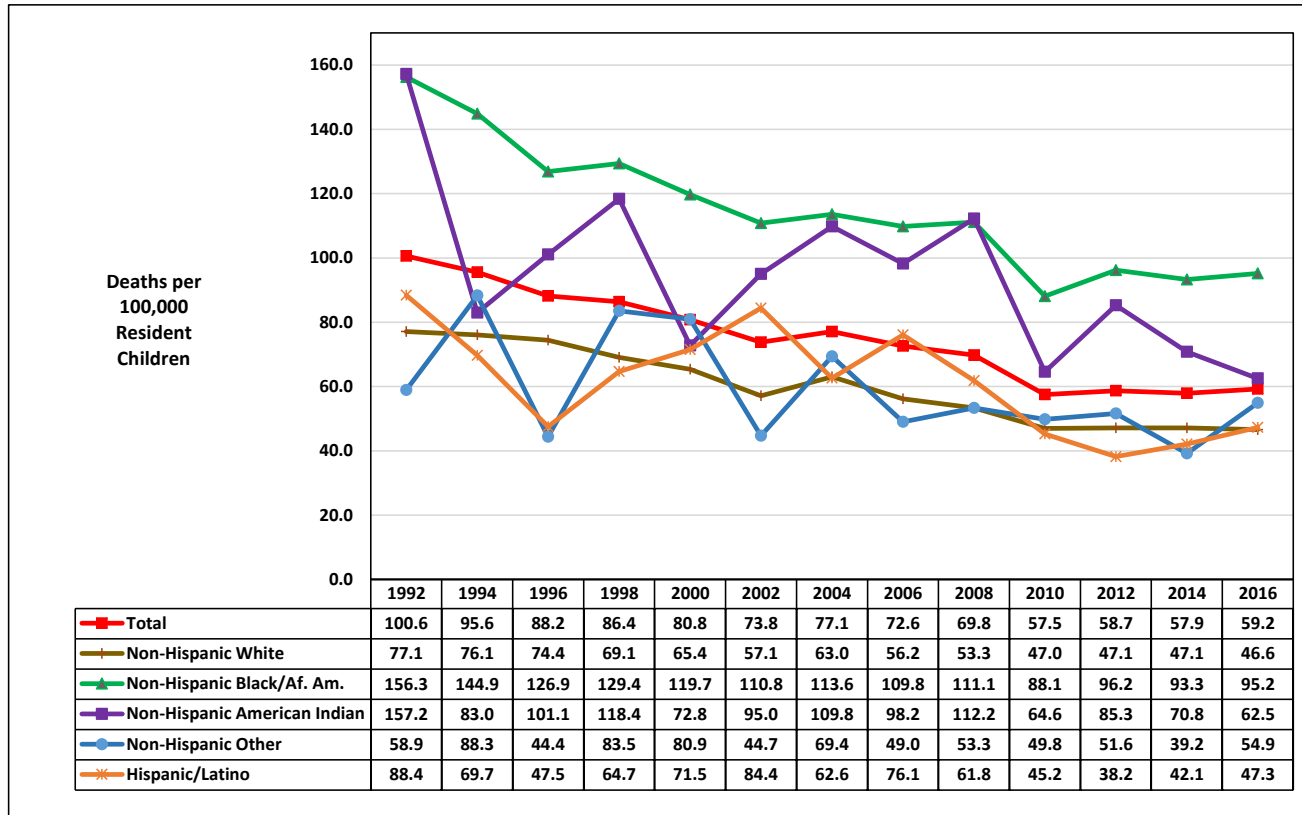


2016 NC Resident Child Deaths By Age Group & Cause of Death												
	TOTAL, AGES 0-17		AGE GROUP (years)									
	N	%	Infants		1-4		5-9		10-14		15-17	
			N	%	N	%	N	%	N	%	N	%
<b>TOTAL DEATHS</b>	<b>1,360</b>	<b>100.0</b>	<b>873</b>	<b>64.2</b>	<b>126</b>	<b>9.3</b>	<b>87</b>	<b>6.4</b>	<b>107</b>	<b>7.9</b>	<b>167</b>	<b>12.3</b>
<b>CAUSE OF DEATH:</b>	<b>N</b>	<b>%</b>	<b>N</b>	<b>%</b>	<b>N</b>	<b>%</b>	<b>N</b>	<b>%</b>	<b>N</b>	<b>%</b>	<b>N</b>	<b>%</b>
Perinatal Conditions	452	33.2	450	51.5	2	1.6	0	0.0	0	0.0	0	0.0
Illnesses	270	19.9	92	10.5	51	40.5	38	43.7	41	38.3	48	28.7
Birth Defects	204	15.0	166	19.0	17	13.5	10	11.5	9	8.4	2	1.2
Motor Vehicle Injuries	102	7.5	2	0.2	17	13.5	23	26.4	19	17.8	41	24.6
Other Unintentional Injuries	99	7.3	34	3.9	22	17.5	5	5.7	16	15.0	22	13.2
...Suffocation/Choking/Strangulation	33		28		1		1		1		2	
...Drowning	25		1		11		3		5		5	
...Poisoning	9		1		2		0		1		5	
...Bicycle	4		0		0		0		3		1	
...All Other Accidental Injuries	28		4		8		1		6		9	
Homicide	51	3.8	8	0.9	11	8.7	7	8.0	4	3.7	21	12.6
...Involving Firearm	29		0		3		4		2		20	
...All Other Homicides	22		8		8		3		2		1	
Suicide	44	3.2	0	0.0	0	0.0	0	0.0	15	14.0	29	17.4
...by Firearm	20		0		0		0		5		15	
...by Hanging	18		0		0		0		9		9	
...by Poisoning	1		0		0		0		0		1	
...All Other Suicides	5		0		0		0		1		4	
<b>All Other Causes of Death</b>	<b>138</b>	<b>10.1</b>	<b>121</b>	<b>13.9</b>	<b>6</b>	<b>4.8</b>	<b>4</b>	<b>4.6</b>	<b>3</b>	<b>2.8</b>	<b>4</b>	<b>2.4</b>

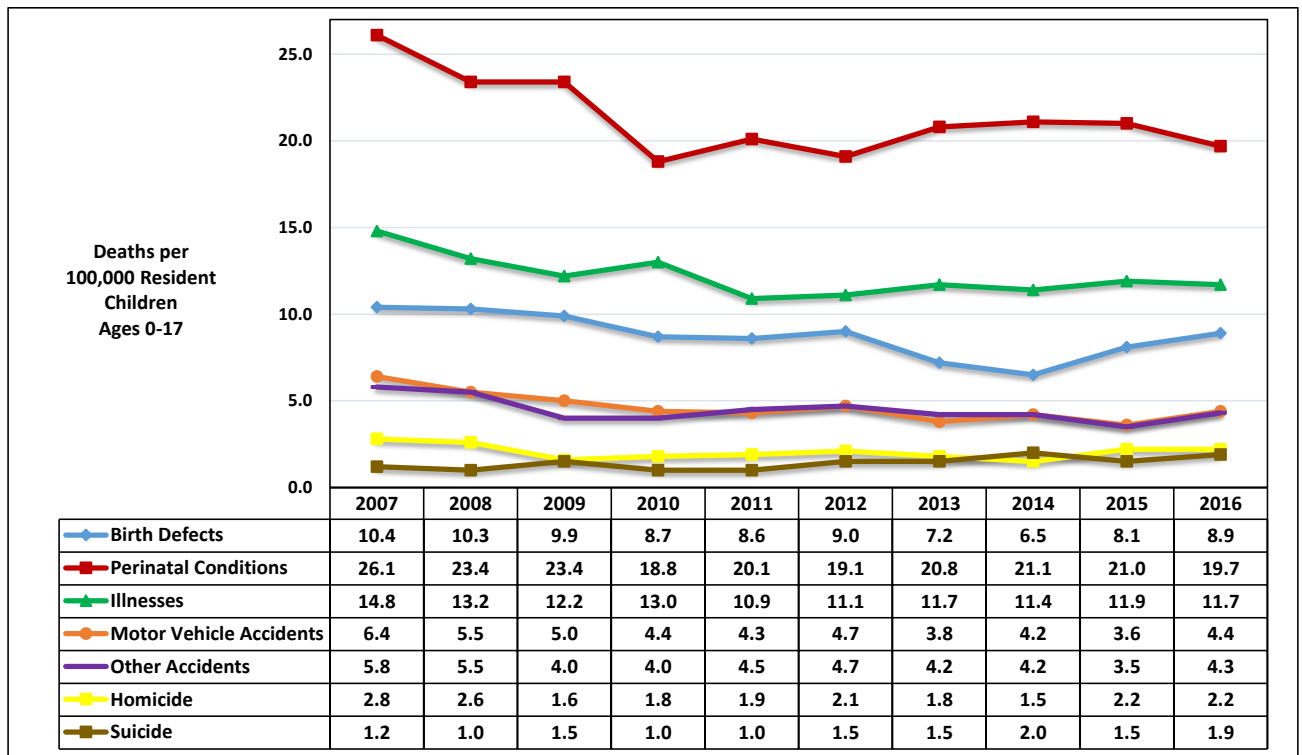
<sup>†</sup> Child death rates prior to 2016 have been recalculated using the latest available population data

**Note on Cause of Death Figures:** Numbers in this report from the State Center for Health Statistics (SCHS) may differ slightly from numbers reported later by the Office of the Chief Medical Examiner (OCME). The SCHS bases its statistics on death certificate coding only, and closes out annual data at a specific point in time. The OCME makes its determinations utilizing a variety of information sources when conducting its death reviews, does not close out their data, and some of its cases are still pending when the State Center for Health Statistics closes their annual data files. Therefore, the cause and manner of death determined by the OCME may be modified based on OCME review after the time period during which the SCHS finalizes annual data files.

1992-2016 Trends in North Carolina Resident Child Death Rates by Race/Ethnicity, Ages Birth Through 17 Years



2007-2016 Trends in North Carolina Resident Child Death Rates for Selected Cause of Death, Ages Birth Through 17 Years



Leading Causes of Child Death by Age Group, NC Residents 2016

All Ages, 0-17			
Rank	Cause	Number	%
1	Conditions originating in the perinatal period	452	33.2%
2	Congenital anomalies (birth defects)	204	15.0%
3	Motor vehicle injuries	105	7.7%
4	Other Unintentional injuries	94	6.9%
5	Homicide	51	3.8%
6	Cancer	44	3.2%
	Suicide	44	3.2%
8	Diseases of the heart	28	2.1%
9	Septicemia	10	0.7%
10	Cerebrovascular disease	9	0.7%
	In-situ/benign neoplasms	9	0.7%
	Pneumonia & influenza	9	0.7%
All other causes (Residual)		301	22.1%
<b>Total Deaths --- All Causes</b>		<b>1,360</b>	<b>100.0%</b>

Ages 1 to 17			
Rank	Cause	Number	%
1	Motor vehicle injuries	103	21.1%
2	Other Unintentional injuries	61	12.5%
3	Suicide	44	9.0%
4	Cancer	43	8.8%
	Homicide	43	8.8%
6	Congenital anomalies (birth defects)	38	7.8%
7	Diseases of the heart	18	3.7%
8	Septicemia	9	1.8%
9	In-situ/benign neoplasms	7	1.4%
10	Pneumonia & influenza	6	1.2%
All other causes (Residual)		115	23.6%
<b>Total Deaths --- All Causes</b>		<b>487</b>	<b>100.0%</b>

Infants			
Rank	Cause	Number	%
1	Short gestation - low birthweight	176	20.2%
2	Congenital anomalies (birth defects)	166	19.0%
3	Maternal complications of pregnancy	47	5.4%
4	Other unintentional injuries	33	3.8%
5	Respiratory distress	29	3.3%
6	Bacterial sepsis	28	3.2%
7	Complications of placenta, cord, and membranes	21	2.4%
8	Atelectasis	19	2.2%
9	Diseases of the circulatory system	17	1.9%
10	SIDS	13	1.5%
All other causes (Residual)		324	37.1%
<b>Total Deaths --- All Causes</b>		<b>873</b>	<b>100.0%</b>

Ages 1 to 4			
Rank	Cause	Number	%
1	Other Unintentional injuries	21	16.7%
2	Congenital anomalies (birth defects)	17	13.5%
	Motor vehicle injuries	17	13.5%
4	Cancer	12	9.5%
5	Homicide	11	8.7%
6	Diseases of the heart	6	4.8%
7	Pneumonia & influenza	4	3.2%
	Septicemia	4	3.2%
9	Conditions originating in the perinatal period	2	1.6%
	In-situ/benign neoplasms	2	1.6%
	Meningitis	2	1.6%
	Nephritis, nephrotic syndrome, & nephrosis	2	1.6%
All other causes (Residual)		26	20.6%
<b>Total Deaths --- All Causes</b>		<b>126</b>	<b>100.0%</b>

## Leading Causes of Child Death by Age Group, NC Residents 2016

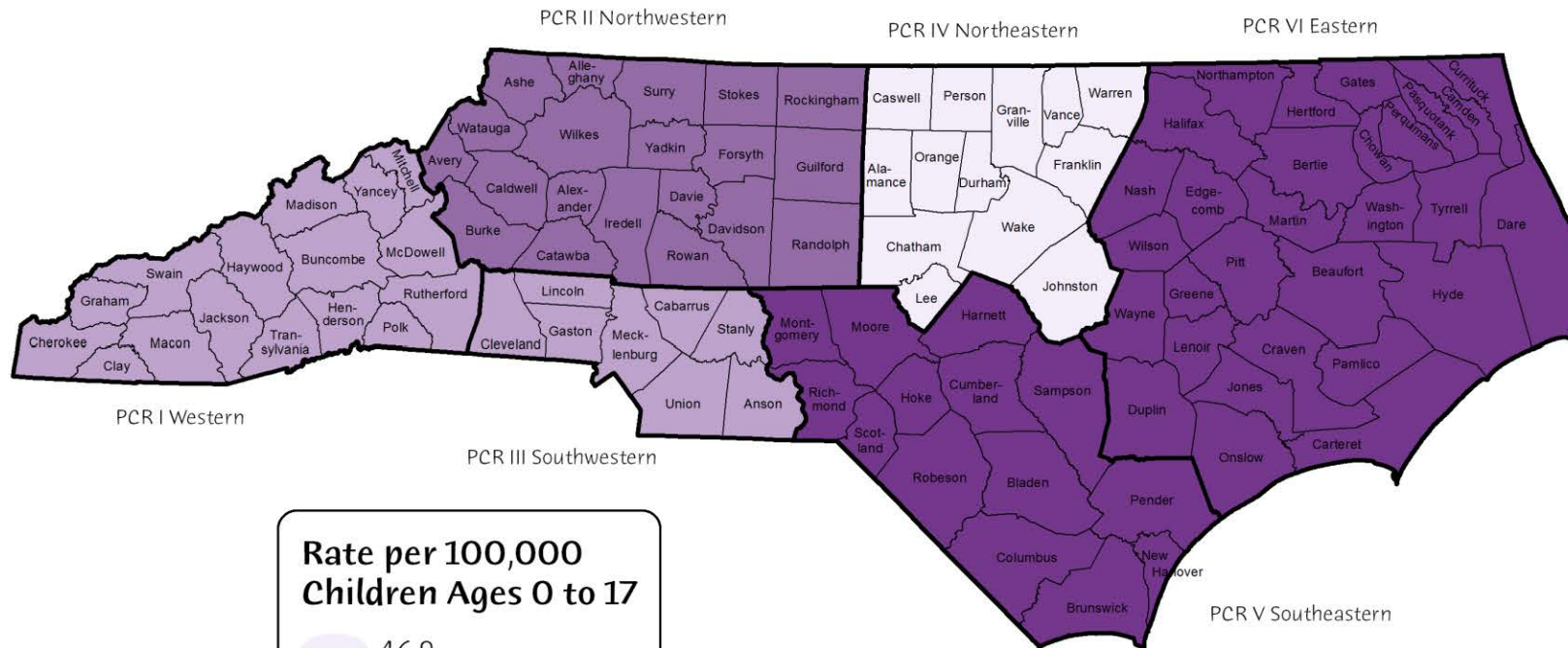
Ages 5 to 9			
Rank	Cause	Number	%
1	Motor vehicle injuries	23	26.4%
2	Cancer	10	11.5%
	Congenital anomalies (birth defects)	10	11.5%
4	Homicide	7	8.0%
5	Diseases of the heart	6	6.9%
6	Other Unintentional injuries	5	5.7%
7	Septicemia	2	2.3%
8	Anemias	1	1.1%
	Chronic lower respiratory diseases	1	1.1%
	Complications of medical and surgical care	1	1.1%
	In-situ/benign neoplasms	1	1.1%
	Nephritis, nephrotic syndrome, & nephrosis	1	1.1%
	All other causes (Residual)	19	21.8%
<b>Total Deaths --- All Causes</b>		<b>87</b>	<b>100.0%</b>

Ages 10 to 14			
Rank	Cause	Number	%
1	Motor vehicle injuries	21	19.6%
2	Suicide	15	14.0%
3	Other Unintentional injuries	14	13.1%
4	Cancer	9	8.4%
	Congenital anomalies (birth defects)	9	8.4%
6	Cerebrovascular disease	4	3.7%
	Homicide	4	3.7%
8	Chronic lower respiratory diseases	2	1.9%
	In-situ/benign neoplasms	2	1.9%
	Pneumonia & influenza	2	1.9%
	All other causes (Residual)	25	23.4%
<b>Total Deaths --- All Causes</b>		<b>107</b>	<b>100.0%</b>

Ages 15 to 17			
Rank	Cause	Number	%
1	Motor vehicle injuries	42	25.1%
2	Suicide	29	17.4%
3	Homicide	21	12.6%
	Other Unintentional injuries	21	12.6%
5	Cancer	12	7.2%
6	Diseases of the heart	6	3.6%
7	Anemias	2	1.2%
	Congenital anomalies (birth defects)	2	1.2%
	Diabetes mellitus	2	1.2%
	In-situ/benign neoplasms	2	1.2%
	Septicemia	2	1.2%
	All other causes (Residual)	26	15.6%
<b>Total Deaths --- All Causes</b>		<b>167</b>	<b>100.0%</b>



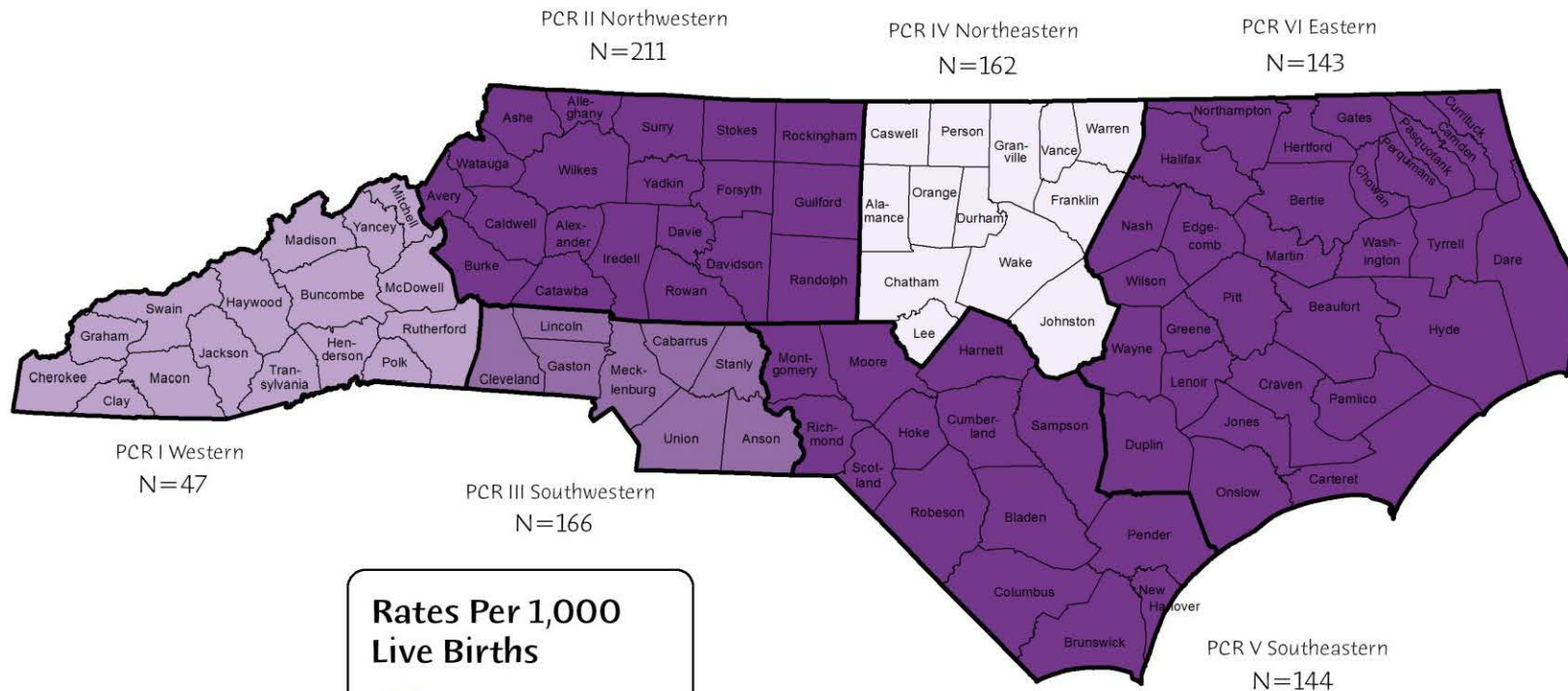
# North Carolina 2016 Child (Ages 0 to 17) Death Rates by Perinatal Care Regions (PCR)



**Rate per 100,000 Children Ages 0 to 17**

- 46.9
- 47.0 - 56.2
- 56.3 - 61.5
- 61.6 - 73.6
- County Boundary

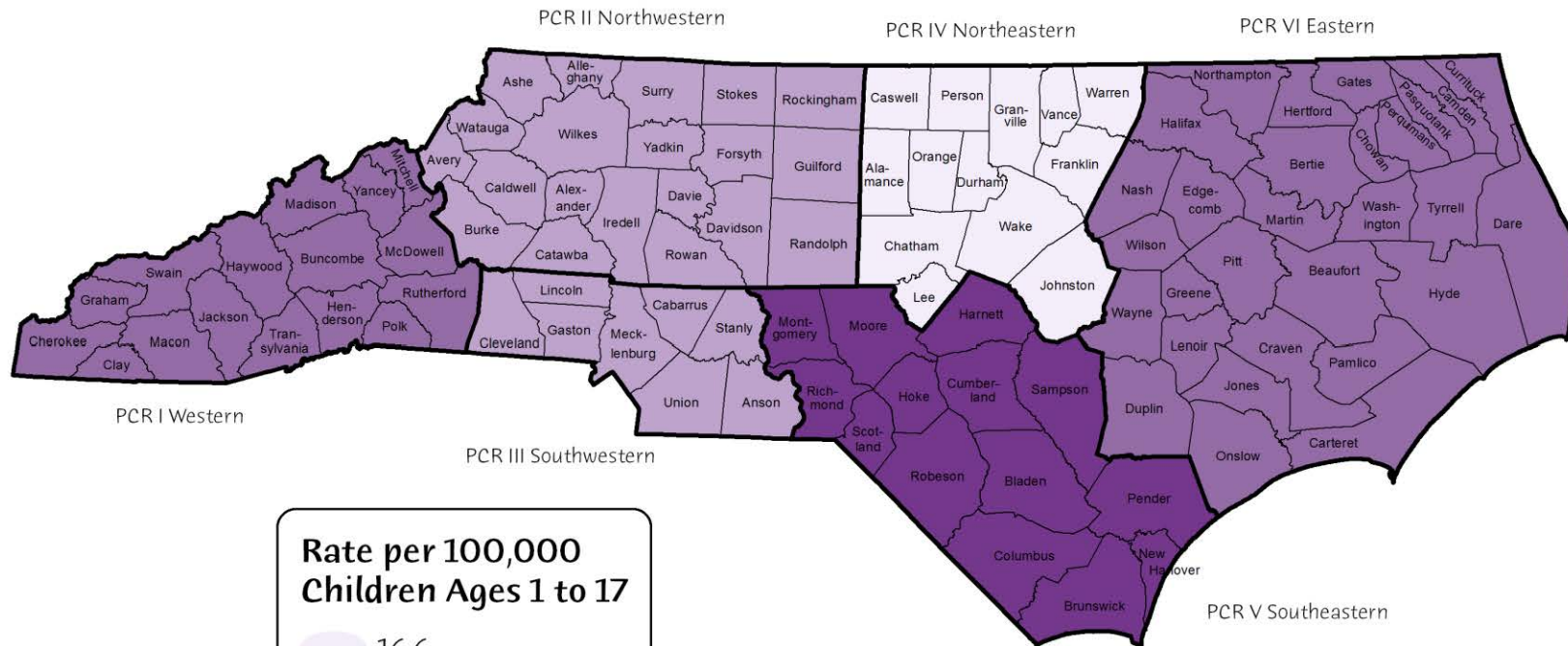
# North Carolina Infant Mortality Rates by Perinatal Care Regions (PCR) 2016



**Rates Per 1,000 Live Births**

- 6.1
- 6.2
- 6.3 - 6.6
- 6.7 - 8.2
- County Boundary

# North Carolina 2016 Child (Ages 1 to 17) Death Rates by Perinatal Care Regions (PCR)



**Rate per 100,000 Children Ages 1 to 17**

- 16.6
- 16.7 - 21.6
- 21.7 - 26.1
- 26.2 - 30.8
- County Boundary

**AGENDA ITEM 6:**

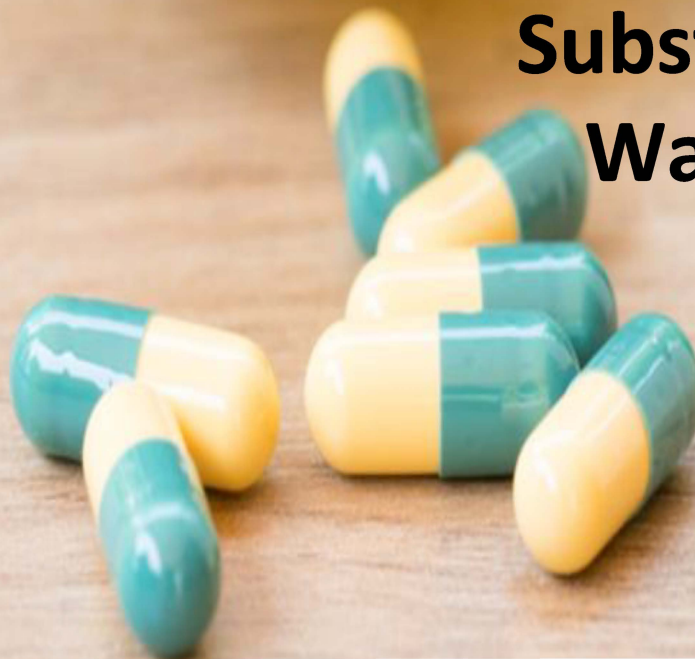
**APPHEALTHCARE OPIOID REPORT**

**MANAGER'S COMMENTS:**

A report on the opioid crisis will be presented. The report is for information only; therefore no action is required.



# Our Approach to Addressing Opioid & Substance Misuse in Watauga County



# 2018-2020 Health Priorities

- **Mental/behavioral health**

Depression, anxiety, emotional wellbeing, suicide prevention, and support/intervention for those with mental illness

- **Substance use and misuse prevention**

Drugs, alcohol, and tobacco, including misuse or abuse of prescription drugs and use of e-cigarettes or other devices for nicotine delivery

- **Physical activity and nutrition**

Access to physical activity or recreation, accessing healthy foods, making healthy choices for eating healthy & making physical activity easier for all



# NC Association of County Commissioners Opioid Summit

Watauga County

May 11, 2018

- Breakout groups:
  - Prevention & Education
  - Harm Reduction
  - Behavioral Health Treatment
  - Chronic Pain Management
- Key takeaways:
  - Collaboration
  - Increased communication
  - Stepping outside the box



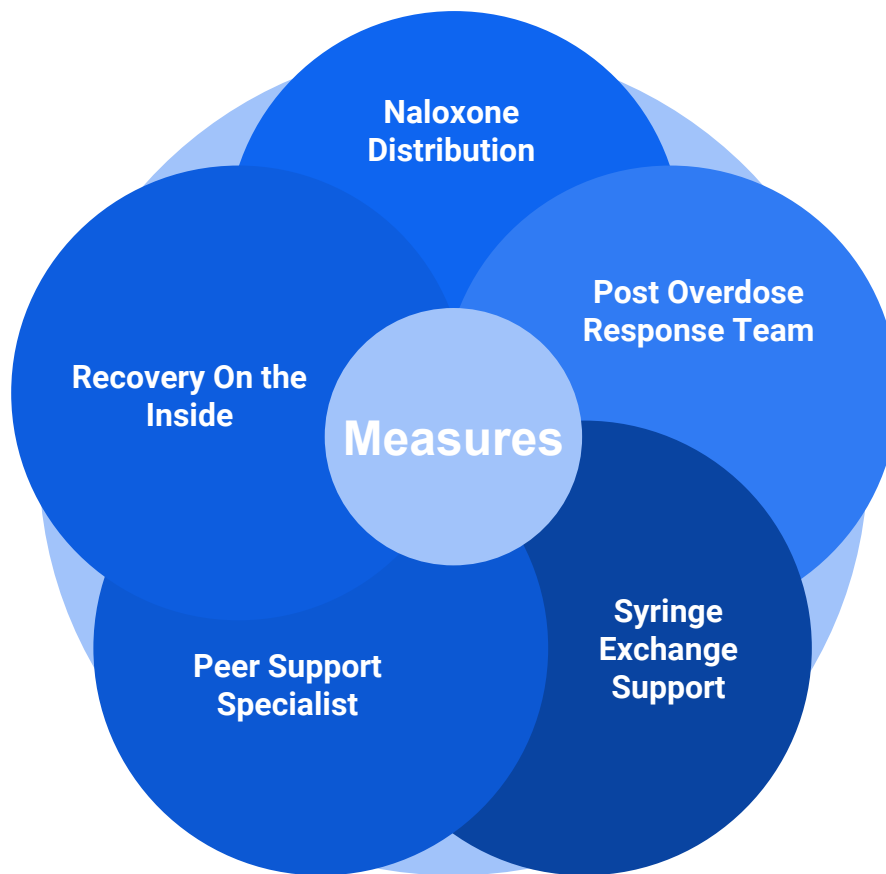
# Our Approach to Addressing Opioid Misuse in Watauga County

- Corrections Treatment Specialist at WCSO
- Harm reduction strategies from the NC Opioid Action Plan
- Tobacco cessation resources expanded
- Community partnerships to leverage resources
- \$226,000 in grant funds awarded
- Comprehensive marketing campaign
- Board of Health resolution





# Watauga Opioid Action Plan Measures



# Watauga Detention Population

- 64% have used intravenously
- 37% use opiates
- 64% use methamphetamine
- 90% arrests drug/alcohol related
- Cost to County
  - Aprox. \$71 per day to house an inmate.
  - If we could divert 10% of our inmate population through substance use and mental health treatment could save \$200,000 a year



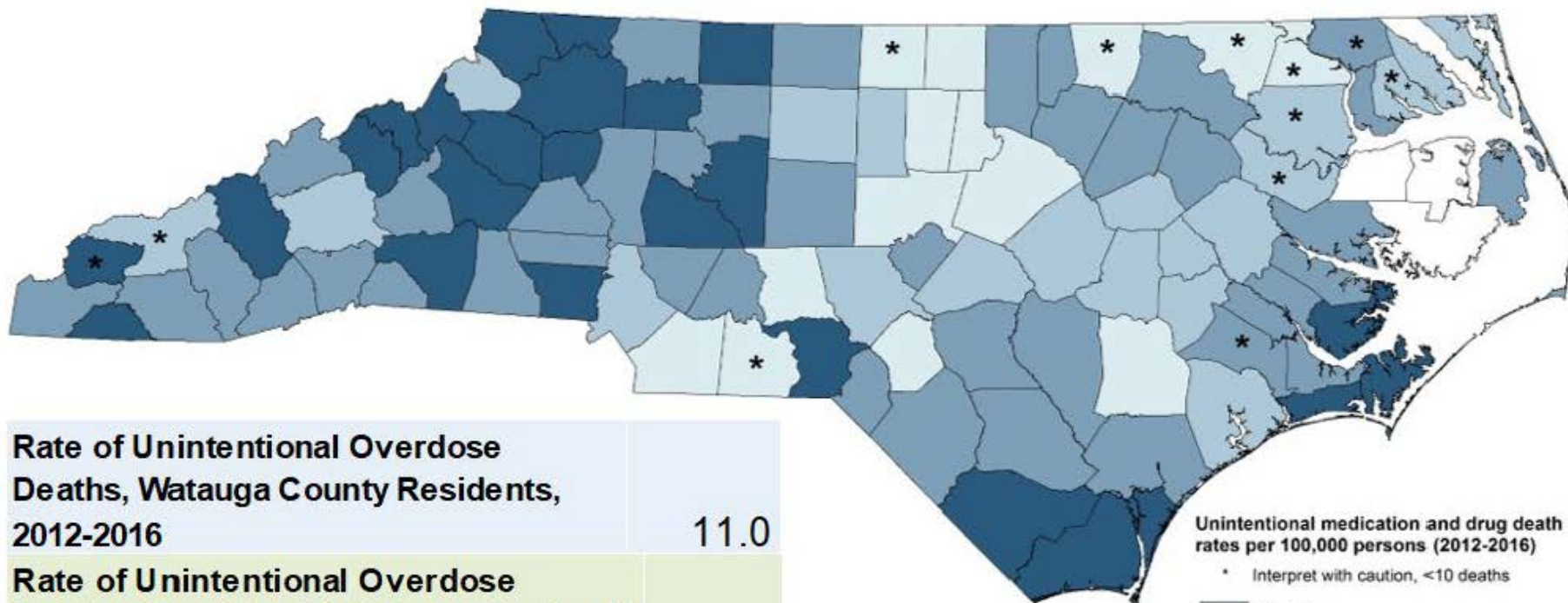
# Watauga Detention Intervention

- Increase connection to treatment and recovery supports for inmates in Watauga
- Recovery on the Inside
  - early recovery skills
    - 12 Step based & trauma informed curriculum
  - release planning
  - treatment and recovery referrals
  - mental health overlap
- 100+ inmates access to CTS services
  - 30+ referrals



# Rate of Unintentional Medication & Drug Deaths by County

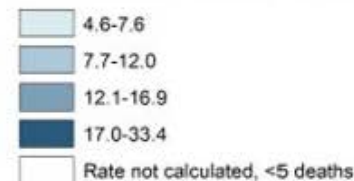
per 100,000 North Carolina Residents, 2012-2016



<b>Rate of Unintentional Overdose Deaths, Watauga County Residents, 2012-2016</b>	11.0
<b>Rate of Unintentional Overdose Deaths, Local Health Director Region 3 Residents, 2012-2016</b>	16.3
<b>Rate of Unintentional Overdose Deaths, North Carolina Residents, 2012-2016</b>	12.2

Unintentional medication and drug death rates per 100,000 persons (2012-2016)

\* Interpret with caution, <10 deaths



# Estimated Total Lifetime Costs

## Medical and Work Loss from Medication & Drug Fatalities, all Intents (2016)

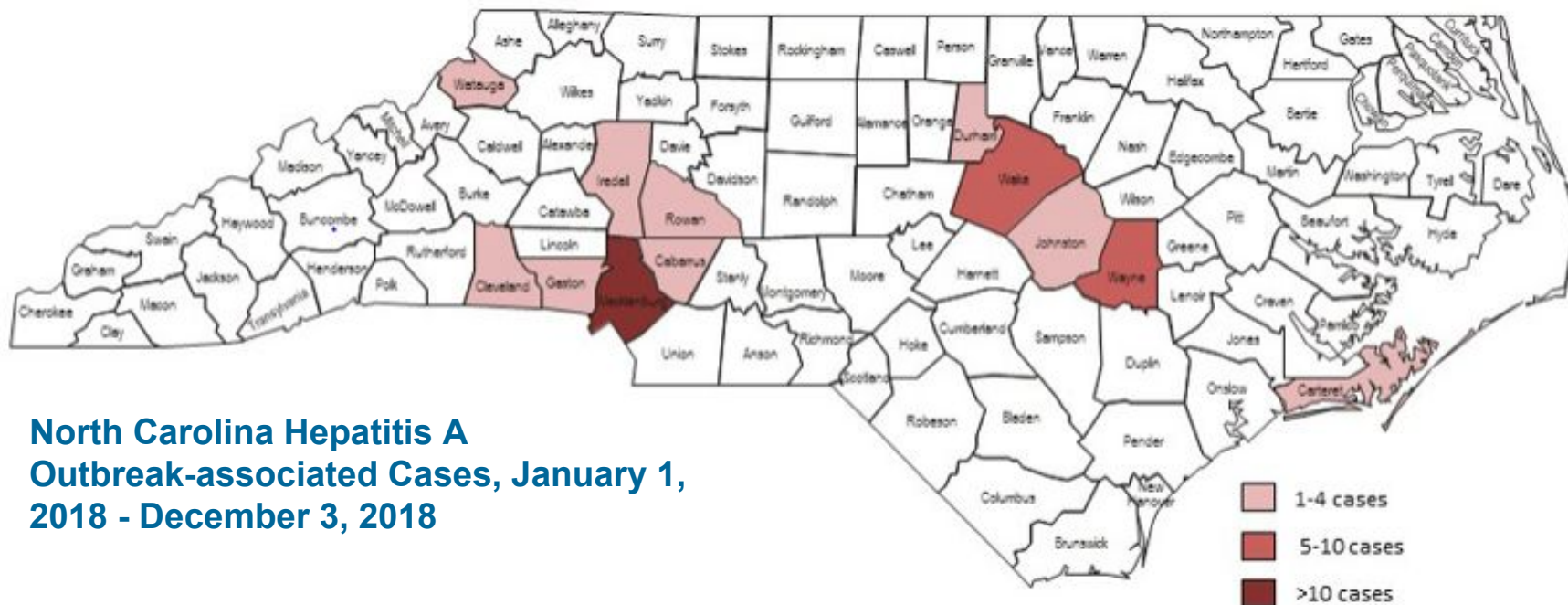
Total medical costs in Watauga County	\$34,248
Total work loss costs in Watauga County	\$7,602,354
<b>Combined Cost</b>	<b>\$7,636,602</b>
Cost per capita	\$141.62



# Unintentional Medication & Drug Overdose Deaths by Gender and Age (2012-2016)

	Gender		Age				
	Male	Female	0-17	18-24	25-44	45-64	65+
Overall population in Watauga	50%	50%	13%	30%	20%	22%	14%
Unintentional overdose deaths in Watauga	<b>62%</b>	38%	0%	17%	28%	<b>55%</b>	0%
Unintentional overdose deaths across NC	63%	37%	0%	9%	49%	39%	3%

# Communicable Disease: Hep A

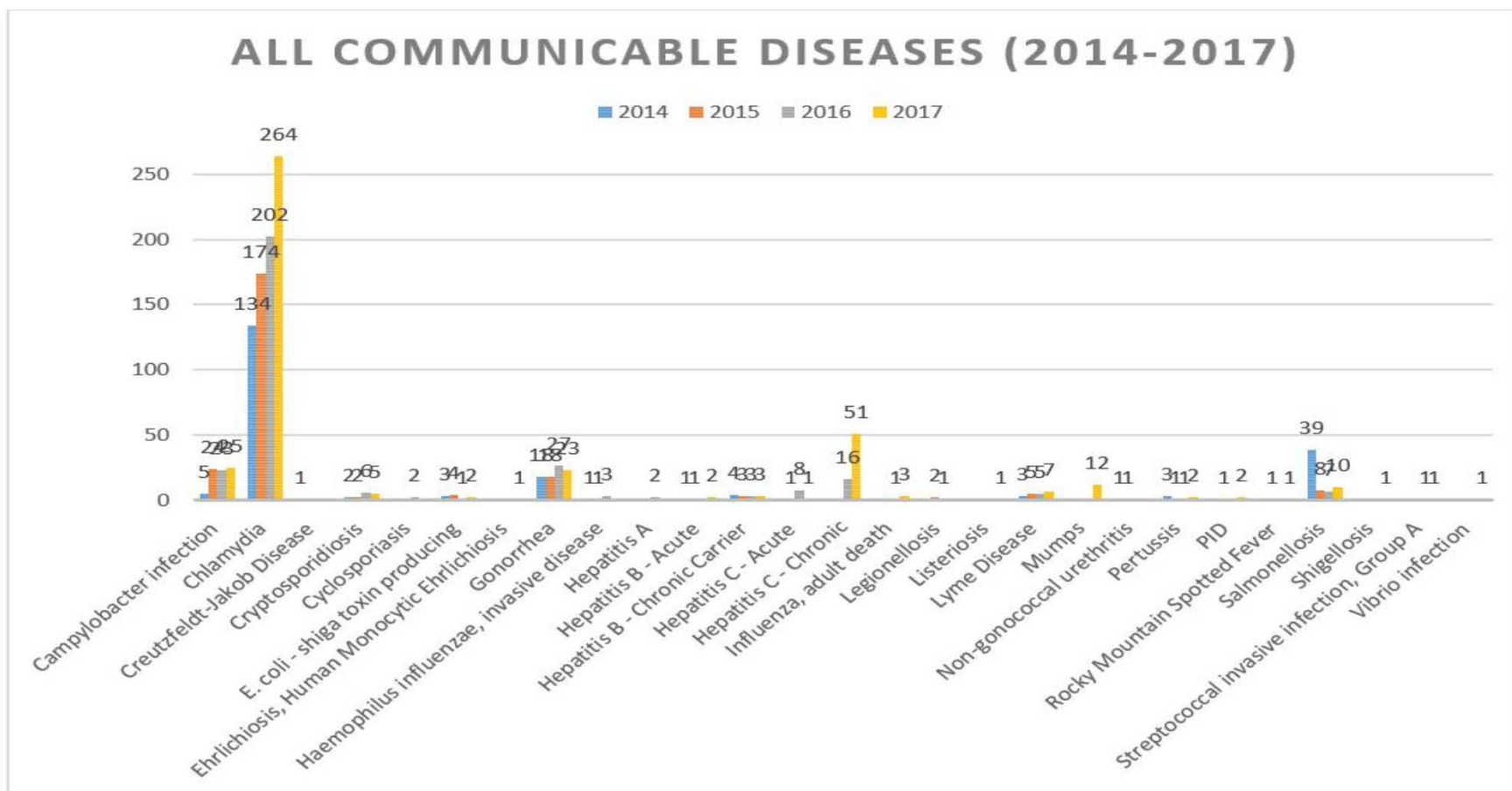


## North Carolina Hepatitis A Outbreak-associated Cases, January 1, 2018 - December 3, 2018

“Multiple states have reported large outbreaks of hepatitis A associated with person-to-person transmission. Cases have occurred primarily among three risk groups: (1) persons who use injection or non-injection drugs; (2) persons who are experiencing homelessness; and (3) men who have sex with men. North Carolina is experiencing an outbreak of hepatitis A as described below, though not of the same magnitude as some other states.”



# Communicable Disease: Hep C



**Hepatitis C-Chronic cases are almost 4 times higher in 2017 vs 2016**





# You can SAVE a LIFE.

## Naloxone

Naloxone is a life-saving medication that reverses the effects of opioid overdose.

## Get help

Everyone needs support, even if they are not ready to quit. Find support and treatment options near you.

## Education

Harm reduction seeks to reduce the harms associated with drug use. Harm reduction strategies meet people where they are rather than expecting individuals to abruptly reach a goal, such as stopping drug use.

[Find naloxone near you](#)

[Find a syringe exchange program near you](#)



# THANK YOU

More data can be  
found at  
[apphealthcare.com](http://apphealthcare.com)



## 2017 Community Health Report Watauga County



Blank Page

**AGENDA ITEM 7:**

**CHILDREN’S COUNCIL PRESENTATION OF “IT TAKES A VILLAGE”**

**MANAGER’S COMMENTS:**

Ms. Crystal Kelly, Children’s Council Director, will present the National Collaborative for Infants and Toddlers resolution to promote investments in young children and families from prenatal to three.

Board action is required to adopt the resolution as presented.

STATE OF NORTH CAROLINA  
COUNTY OF WATAUGA

## **Resolution to Promote Investments in Young Children and Families from Prenatal to Three**

**WHEREAS**, Counties routinely provide an array programs and services to an estimated 16 million children ages birth to three in the United States; and in 2016 about 35 percent of counties had more than a quarter of all children living in poverty; and

**WHEREAS**, The most rapid period of brain development occurs within the first years of life with the brain developing faster from birth to age three than at any later period in life, building the foundation for all future learning, behavior and health; and toddlers receive what their growing brains need, they become healthy children who are confident, empathetic and ready for school and life; and programs and policies that support healthy development from birth to age three result in better social, economic and health outcomes and build a more productive workforce that strengthens our economy now and in the future; and

**WHEREAS**, Parents are a child's most important caregivers and play the lead role in their child's healthy development; at the same time, communities and governments can be effectively provide families with an array of comprehensive support at an especially critical time; and

**WHEREAS**, Programs and policies should start early to ensure healthy beginnings at birth, support families with infants and toddlers and make high-quality child care and learning environments more accessible and affordable to all; and

**WHEREAS**, High-quality child care is often unavailable or unaffordable for parents who need it, and many families are not connected to networks or early childhood supports that can offer guidance and confidence to navigate the earliest months and years of their children's lives; and

**WHEREAS**, Watauga County takes pride in our responsibility to protect and enhance the health, welfare and safety of residents in cost-effective ways—especially for the **1,200** children under the age of 3 in our area; and

**WHEREAS**, Research shows that when we invest in the first three years of a child's life the returns for the community are the highest, and we can reduce the need for more expensive interventions later; and understands that early investment and upstream approaches to working with our youngest and most vulnerable children is the way to reduce childhood trauma and adverse childhood experiences (ACES) and to break intergenerational poverty and is committed to directing resources to the **more than 50% of children ages birth to 3 living at or below the federal poverty level in Watauga County**; and

**WHEREAS**, Research also shows that high-quality early childhood development programs can deliver an annual return of up to 13 percent per child on upfront costs through better outcomes in education, health, employment and social behavior in the decades that follow; and economists attribute local economic growth and prosperity to high-quality early child care programs; and

**WHEREAS**, Watauga County is committed to building a strong education system for its children, beginning at birth, and recognizes the importance of public and private investment to develop this system; and

**WHEREAS**, the National Association of Counties (NACo) and other national organizations joined the National Collaborative for Infants and Toddlers (NCIT), a project of the Pritzker Children’s Initiative (PCI), in a groundbreaking partnership to work with communities and states across the country to focus on early childhood development for young children from birth to three.

**NOW, THEREFORE, LET IT BE RESOLVED**, that the Watauga County Board of Commissioners do hereby sign on to the Call to Action to prioritize and invest in prenatal-to-three efforts that promote a healthy start at birth, support for families with infants and toddlers and high-quality care and learning environments and utilize the resources available through NACo and the NCIT to:

- Be a champion for change by prioritizing and investing in high-quality infant-toddler so children, families and communities can thrive;
- Designate an early childhood leader with authority to coordinate and maximize county services to optimize child and family outcomes and leverage additional resources;
- Convene or draw on a diverse team of leaders, decision-makers and community stakeholders committed to early childhood investments;
- Take an inventory of local programs and services for children and families;
- Create a plan with measurable outcomes to implement, shift and enhance evidence-based approaches that promote a comprehensive and equitable continuum of care that begins before birth and spans into adulthood, with specific recommendations for children under three and their families;
- Leverage local, state and federal investments and explore innovative funding strategies and revenue streams to support early childhood programming; and
- Promote prenatal-to-three policies, best practices and cross coordination to improve child and family outcomes as well as service delivery and efficacy in government through streamlined processes.

**ADOPTED** this the 18<sup>th</sup> day of December, 2018 by the Watauga County Board of Commissioners.

---

John Welch, Chairman  
Watauga County Board of Commissioners

ATTEST: \_\_\_\_\_  
Anita J. Fogle, Clerk to the Board

Blank Page

**AGENDA ITEM 8:**

**BOARD OF ELECTIONS REQUEST FOR ADDITIONAL STAFF AND STORAGE**

**MANAGER'S COMMENTS:**

Mr. Matt Snyder, Board of Elections, will present a resolution from the Board of Elections requesting the hiring of two (2) additional staff members and adequate storage. As limited information was provided to justify the request and counter views can be offered, staff would recommend either a work session be set or a discussion be schedule for the annual retreat in February.

Staff seeks direction from the Board.



## RESOLUTION

WHEREAS: There is no more important governmental function in any Republic than the efficient and effective administration of elections, but the task of administering elections has become more time consuming and difficult with each passing year; and

WHEREAS: The number of full-time staff members in the Watauga County Elections office is currently 3, and has not increased in at least 30 years; and

WHEREAS: There were 0 hours of early voting in 1988 and 954 hours of early voting in the 2018 mid-term election, thus increasing the workload of the 3 full time staff members enormously; and

WHEREAS: Security and cyber-security threats, ever increasing in number and sophistication, have increased the workload of the 3 full time staff members enormously; and

WHEREAS: The number of registered voters in Watauga County has grown from 24,126 in 1988 to 47,670 in 2018, thus increasing the workload of the 3 full time staff members enormously; and.

WHEREAS: The Elections Office lacks adequate space to do its job as efficiently as possible, including a lack of on-site storage space, thus increasing the workload ever further; and


WHEREAS: The workload in the Elections Office has reached levels which would be unacceptable in the private sector, are contrary to the welfare of the Staff members themselves, and are contrary to the efficient and effective administration of the County's elections; and


WHEREFORE, be it RESOLVED that the Watauga County Board of Elections hereby respectfully requests the Watauga County Board of Commissioners to:


1. Fully fund at least two (2) additional full-time staff positions in the Watauga County Elections Office, and
2. Provide adequate space for the Watauga County Elections Office, to include onsite storage of equipment and adequate space for personnel to perform their duties.

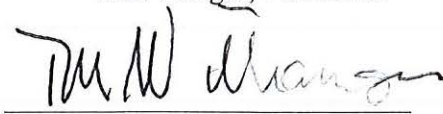
The Watauga County Board of Elections hereby directs the Director of Elections in Watauga County, or his designee, to deliver a copy of this Resolution to Watauga County Board of Commissioners for their consideration prior to their next regularly scheduled meeting, and to provide a second copy to them within 30 days prior to their budgetary meetings for the next fiscal year.

Resolved, this the 30th day of November, 2018.

  
 \_\_\_\_\_  
 Nancy Owen, Chair

  
 \_\_\_\_\_  
 Eric Eller, Secretary

  
 \_\_\_\_\_  
 Jane Hodges, Vice Chair

  
 \_\_\_\_\_  
 Marvin Williamsen, Member

**AGENDA ITEM 9:****EMERGENCY SERVICES MATTERS*****A. Bid Award Request for Communications Truck*****MANAGER'S COMMENTS:**

Mr. Will Holt, Emergency Services Director, will present a bid for a four-wheel drive Ford F350 SD Crew Cab. Bids were solicited with Asheville Ford supplying the lowest responsive bid. The bid was for \$60,225.23. The purchase is 100% reimbursable up \$60,000 through the Domestic Preparedness Region Prime Mover Grant. The County would be responsible for the \$2,037.99 over the \$60,000 for tax and tag. Adequate funds have been budgeted in the current fiscal year to cover the purchase for reimbursement and the amount over the \$60,000.

Staff recommends the Board award the bid for a four-wheel drive Ford F350 SD Crew Cab in the amount of \$62,037.99 with \$60,000 to be reimbursed from the Domestic Preparedness Region Prime Mover Grant.

Board approval is requested.



# WATAUGA COUNTY

---

## Department of Emergency Services

*Will Holt, Emergency Services Director*

*184 Hodges Gap Road Suite D ♦ Boone, North Carolina 28607*

*Phone (828) 264-4235*

*FAX (828) 265-7617*

*Email: Will.Holt@watgov.org*

December 13, 2018

**To:** Board of Commissioners

**CC:** Deron Geouque, County Manager  
Anita Fogle, Clerk to the Board

**Subject:** Emergency Management Prime Mover

Board of Commissioners,

Please see the attached is the quote from Asheville Ford for the 2019 Ford F350 that meets the requirements for the Domestic Preparedness Region Prime Mover grant. This grant allows for the purchase of a vehicle that will be used to move DPR assets, such as the mass casualty trailer, or any other emergency management utilized asset which also includes the portable generator. The DPR is contributing \$60,000 towards the purchase of the truck which will be the property of Watauga County and utilized in accordance with DPR and NC Emergency Management requirements.

Respectfully,

Will Holt  
ES Director



**Asheville Ford**  
611 Brevard Rd., Asheville, North Carolina, 288062201  
Office: 828-253-2731  
Fax: 828-258-6012

## Customer Proposal

---

**Prepared for:**

Watauga County

**Prepared by:**

Jeffrey Williams  
Office: 828-279-4933  
Email: [jwilliams@ashevilleford.com](mailto:jwilliams@ashevilleford.com)

**Date:** 11/28/2018

**Vehicle:** 2019 F-350 Chassis XL  
4x4 SD Crew Cab 179" WB DRW

**Quote ID:** 1127201805





**Asheville Ford**  
611 Brevard Rd., Asheville, North Carolina,  
288062201  
Office: 828-253-2731  
Fax: 828-258-6012

121818 BCC Meeting

**2019 F-350 Chassis, SD Crew Cab**  
4x4 SD Crew Cab 179" WB DRW XL(W3H)  
Price Level: 925 Quote ID: 1127201805

---

## Table of Contents

Description	Page
Cover Page .....	1
Table of Contents .....	2
Selected Options .....	3
Pricing - Single Vehicle .....	8



**Asheville Ford**  
 611 Brevard Rd., Asheville, North Carolina,  
 288062201  
 Office: 828-253-2731  
 Fax: 828-258-6012

**2019 F-350 Chassis 4x4 SD Crew Cab**  
 4x4 SD Crew Cab 179" WB DRW XL(W3H)  
 Price Level: 925 Quote ID: 1127201805

## Selected Options

Code	Description
<b>Base Vehicle</b>	
W3H	Base Vehicle Price (W3H)
<b>Packages</b>	
640A	<p>Order Code 640A</p> <p><i>Includes:</i></p> <ul style="list-style-type: none"> <li>- Engine: 6.2L 2-Valve SOHC EFI NA V8 (Flex-Fuel)</li> <li>- Transmission: TorqShift 6-Speed Automatic (6R140) Includes SelectShift.</li> <li>- 3.73 Axle Ratio</li> <li>- GVWR: 14,000 lb Payload Package</li> <li>- Tires: LT245/75Rx17E BSW PLUS A/S</li> <li>- Wheels: 17" Argent Painted Steel Hub covers/center ornaments not included.</li> <li>- HD Vinyl 40/20/40 Split Bench Seat Includes center armrest, cupholder, storage and driver's side manual lumbar.</li> <li>- Radio: AM/FM Stereo Includes 6-speakers.</li> </ul>
<b>Powertrain</b>	
99T	<p>Engine: 6.7L 4V OHV Power Stroke V8 Turbo Diesel B20</p> <p><i>Includes Diesel Exhaust Fluid (DEF) tank, Intelligent Oil-Life Monitor and manual push-button engine-exhaust braking.</i></p> <p><i>Includes:</i></p> <ul style="list-style-type: none"> <li>- Dual 78-AH 750 CCA Batteries</li> <li>- 220 Amp Extra Heavy-Duty Alternator</li> </ul>
44W	<p>Transmission: TorqShift 6-Speed Automatic (6R140). Includes SelectShift.</p>
X37	3.73 Axle Ratio
STDGV	GVWR: 14,000 lb Payload Package
<b>Wheels &amp; Tires</b>	
TD8	Tires: LT245/75Rx17E BSW PLUS A/S
64K	<p>Wheels: 17" Argent Painted Steel</p> <p><i>Hub covers/center ornaments not included.</i></p>
945	<p>Stainless Steel Wheel Covers (Pre-Installed)</p> <p><i>Custom accessory. Front and rear.</i></p>
<b>Seats &amp; Seat Trim</b>	
A	<p>HD Vinyl 40/20/40 Split Bench Seat</p> <p><i>Includes center armrest, cupholder, storage and driver's side manual lumbar.</i></p>
<b>Other Options</b>	
PAINT	Monotone Paint Application
179WB	179" Wheelbase

Prices and content availability as shown are subject to change and should be treated as estimates only. Actual base vehicle, package and option pricing may vary from this estimate because of special local pricing, availability or pricing adjustments not reflected in the dealer's computer system. See salesperson for the most current information.



**Asheville Ford**  
 611 Brevard Rd., Asheville, North Carolina,  
 288062201  
 Office: 828-253-2731  
 Fax: 828-258-6012

**2019 F-350 Chassis 4x4 SD Crew Cab**  
 4x4 SD Crew Cab 179" WB DRW XL(W3H)  
 Price Level: 925 Quote ID: 1127201805

## Selected Options (cont'd)

Code	Description
90L	<b>Power Equipment Group</b> <i>Deletes passenger side lock cylinder. Includes upgraded door-trim panel.</i> <i>Includes:</i> - Accessory Delay - Advanced Security Pack <i>Includes SecuriLock Passive Anti-Theft System (PATS) and inclination/intrusion sensors.</i> - Trailer Tow Mirrors w/Power Heated Glass <i>Includes manual telescoping, heated convex spotter mirror and integrated clearance lamps/turn signals.</i> - MyKey <i>Includes owner controls feature.</i> - Power Front & Rear Side Windows <i>Includes 1-touch up/down driver/passenger window.</i> - Power Locks - Remote Keyless Entry
213	<b>4x4 Electronic-Shift-On-The-Fly (ESOF)</b> <i>Includes manual-locking hubs and auto rotary control on instrument panel.</i>
52B	<b>Trailer Brake Controller</b> <i>Includes smart trailer tow connector. Verified to be compatible with electronic actuated drum brakes only.</i>
18B	<b>Platform Running Boards</b>
59H	<b>Center High-Mounted Stop Lamp (CHMSL)</b>
872	<b>Rear View Camera &amp; Prep Kit</b> Upfitters kit includes camera with mounting bracket, 14' jumper wire and camera mounting and aiming instructions. Kit requires video display option to be added to unit. Reference order guide for additional information. Related option content: 872, 585 and 96V. <i>Includes cab wiring, frame wiring to the rear most cross member and video display.</i>
STDRD	<b>Radio: AM/FM Stereo</b> <i>Includes 6-speakers.</i>

### Fleet Options

525	<b>Steering Wheel-Mounted Cruise Control (LPO)</b> Requires valid FIN code.
-----	--

### Emissions

425	<b>50-State Emissions System</b>
-----	----------------------------------

### Interior Colors

AS_01	<b>Medium Earth Gray</b>
-------	--------------------------

### Primary Colors

PQ_01	<b>Race Red</b>
-------	-----------------

### Upfit Options

Prices and content availability as shown are subject to change and should be treated as estimates only. Actual base vehicle, package and option pricing may vary from this estimate because of special local pricing, availability or pricing adjustments not reflected in the dealer's computer system. See salesperson for the most current information.



**Asheville Ford**  
 611 Brevard Rd., Asheville, North Carolina,  
 288062201  
 Office: 828-253-2731  
 Fax: 828-258-6012

**2019 F-350 Chassis 6D Crew Cab**  
 4x4 SD Crew Cab 179" WB DRW XL(W3H)  
 Price Level: 925 Quote ID: 1127201805

## Selected Options (cont'd)

Code	Description
PGNB-96A	<p>9' Knapheide Flatbed for Gooseneck</p> <p><i>PGNB-96A GOOSENECK PLATFORM            9' L FITS 60 CA DRW CHASSIS            FEATURES INCLUDE:            TAPERED HEADBOARD            CLASS V RECEIVER HITCH            7-PIN TRAILER PLUG AT RECEIVER            2-5/16" GOOSENECK BALL - 25,000 LB TOW CAPACITY            7-PIN TRAILER PLUG AT GOOSENECK            HEADBOARD MOUNTED RECESSED TAIL, BRAKE AND BACK UP LIGHTS            RUB RAILS            STAKE POCKETS            FACTORY UNDERCOATING            12GA TREADPLATE WRAP AROUND DECK</i></p> <p><i>FLATBED OPTIONS            UNDER BODY TOOLBOXES            TOOL BOX ASSY TBU3018A BLACK (30")            TOOL BOX ASSY TBU3618A BLACK (36")            1 REAR CAMERA HOOK UP FACTORY CAMERA</i></p>
WAT/DSS	Watauga County Upfit

Prices and content availability as shown are subject to change and should be treated as estimates only. Actual base vehicle, package and option pricing may vary from this estimate because of special local pricing, availability or pricing adjustments not reflected in the dealer's computer system. See salesperson for the most current information.





**Asheville Ford**  
 611 Brevard Rd., Asheville, North Carolina,  
 288062201  
 Office: 828-253-2731  
 Fax: 828-258-6012

**2019 F-350 Chassis 8D Crew Cab**  
 4x4 SD Crew Cab 179" WB DRW XL(W3H)  
 Price Level: 925 Quote ID: 1127201805

## Selected Options (cont'd)

Code	Description
	2019 FORD F-350 SUPERCAB EVP WEC EMERGENCY VEHICLE PRODUCTS Warehouse: GBKO Whelen EVP NCSA Contract # 2 Includes: 1 - GB2SP3 Legacy Light Bar 54" Red/White Duo with Rear Red/Amber Traffic Advisor. Up Charge 2 - MKAJ94 Mounting Strap Kit 3 - 295SA1 Whelen Siren Light 100 Watt 4 - SA319P Siren Speaker (1 Qty) 5 - SAK1 Speaker Bracket (1 Qty) GB2SP3 WEC FULL DUO RED/WHITE LEGACY Red/Amber T/A Rear Warehouse: GBKO Included in EVP Legacy 54" Light Bar Red/White Full Flood Front Red/Amber Rear Traffic Advisor MKAJ94 WEC ADJ LIGHTBAR MOUNT KIT #94, ADJ FEET AND STRAP Warehouse: GBKO Included in EVP Mounting Strap for Light Bar WEC-295SSA1 Whelen Single Tone Siren w/ Control Head Warehouse: GBKO SA315P Whelen 100W Compact Black Composite 122DB Speaker Warehouse: GBKO Included in EVP 100 Watt Speaker, Nylon Composite SAK1 WEC UNIVERSAL SPEAKER BRACKET Warehouse: GBKO Included in EVP Heavy-Duty Universal "L" Mounting Bracket FEN-FSM-40-RW FEN Fusion Surface Mount Red/White Warehouse: GBKO Fusion Surface Mount 2 Mounted in Grill Red/White FEN-FN-4016 FEN Fusion L Bracket Warehouse: GBKO 7170-0579-01 GJ Universal Sloped Front Console, Arm, Cup Holder Warehouse: GBKO Console Package Includes: Console Cup Holder Armrest INCLUDES FACE PLATE *7160-0339 Whelen Siren 295SSA1 *7160-0322 Motorola APX8000 INSTALL KIT MISC INSTALLATION SUPPLIES I.E. Warehouse: GBKO LOOM, WIRE, HARDWARE, CONNECTORS, BREAKER, ETC ***** INSTALL DSS INSTALLATION OF EQUIPMENT Warehouse: GBKO INSTALLATION TO BE PERFORMED AT THE DSS LOCATION. CUSTOMER TO PROVIDE VEHICLE AT THE APPOINTED TIME & PICK-UP SAME UPON COMPLETION OF THE INSTALL. DECAL DECALS Warehouse: GBKO INSTALL DECAL INSTALLATION Warehouse: GBKO INSTALLATION TO BE PERFORMED AT THE DSS LOCATION. CUSTOMER TO PROVIDE VEHICLE AT THE APPOINTED TIME & PICK-UP SAME UPON COMPLETION OF THE INSTALL.

Prices and content availability as shown are subject to change and should be treated as estimates only. Actual base vehicle, package and option pricing may vary from this estimate because of special local pricing, availability or pricing adjustments not reflected in the dealer's computer system. See salesperson for the most current information.



**Asheville Ford**  
 611 Brevard Rd., Asheville, North Carolina,  
 288062201  
 Office: 828-253-2731  
 Fax: 828-258-6012

**2019 F-350 Chassis 4x4 SD Crew Cab**  
 4x4 SD Crew Cab 179" WB DRW XL(W3H)  
 Price Level: 925 Quote ID: 1127201805

## Selected Options (cont'd)

### Code

### Description

*SAME UPON COMPLETION OF THE INSTALL.  
 \*\*\*\*\*  
 MISC  
 DO NOT ORDER (Radio From Motorola Solutions)  
 Warehouse: GBKO  
 Customer Order this Radio for F-350 Project*

Prices and content availability as shown are subject to change and should be treated as estimates only. Actual base vehicle, package and option pricing may vary from this estimate because of special local pricing, availability or pricing adjustments not reflected in the dealer's computer system. See salesperson for the most current information.



**Asheville Ford**  
 611 Brevard Rd., Asheville, North Carolina,  
 288062201  
 Office: 828-253-2731  
 Fax: 828-258-6012

**2019 F-350 Chassis 4x4 SD Crew Cab**  
 4x4 SD Crew Cab 179" WB DRW XL(W3H)  
 Price Level: 925 Quote ID: 1127201805

## Pricing - Single Vehicle

		<b>MSRP</b>
<i>Vehicle Pricing</i>		\$72,907.50
<i>Pre-Tax Adjustments</i>		
<b>Code</b>	<b>Description</b>	
Fleet	Fleet Concession	-\$7,200.00
DISCOUNT	DEALER DISCOUNT	-\$5,482.27
<b>Total</b>		<b>\$60,225.23</b>

Customer Signature \_\_\_\_\_

Acceptance Date \_\_\_\_\_

Prices and content availability as shown are subject to change and should be treated as estimates only. Actual base vehicle, package and option pricing may vary from this estimate because of special local pricing, availability or pricing adjustments not reflected in the dealer's computer system. See salesperson for the most current information.

**AGENDA ITEM 9:****EMERGENCY SERVICES MATTERS*****B. Bid Award Request for Communications Netclocks*****MANAGER'S COMMENTS:**

Mr. Will Holt, Emergency Services Director, will present quotes for replacement of the netclocks for the primary and back-up 911 locations. The current netclocks have reached their end-of-life cycle and are 100% reimbursable under 911 funding. Adequate funds have been budgeted in the current fiscal year to cover the purchase.

Staff recommends the Board approve the quote with MCA for \$20,683,88 for netclocks replacement. Board action is required.



# WATAUGA COUNTY

---

## Department of Emergency Services

*Will Holt, Emergency Services Director*

*184 Hodges Gap Road Suite D ♦ Boone, North Carolina 28607*

*Phone (828) 264-4235*

*FAX (828) 265-7617*

*Email: Will.Holt@watgov.org*

December 13, 2018

**To:** Board of Commissioners

**CC:** Deron Geouque, County Manager  
Anita Fogle, Clerk to the Board

**Subject:** Communications Center Netclocks

Board of Commissioners,

Please see the attached is the quote from MCA (our vendor for radio/phone maintenance) regarding the replacement of the netclocks for our primary and back-up 911 locations. The current netclocks have are at their end-of-life cycle and must be replaced, this replacement is fully funded by the 911 Board as allocated in Line Item 26-4330-425000 of this year's 911 Fund budget. The netclocks meet the requirement of legally traceable time for the Communications Center and all agencies served.

Respectfully,

Will Holt  
ES Director



121818 BCC Meeting  
 MOBILE COMMUNICATIONS AMERICA, INC.  
 4800 REAGAN DR  
 CHARLOTTE, NC 28206  
 Phone: 704-597-5220  
 Fax:

**QUOTATION**  
**444000023**

**Bill To:**  
 WATAUGA COUNTY COMMUNICATIONS  
 184 HODGES GAP RD STE D  
 BOONE, NC 28607-8635

**Ship To:**  
 WATAUGA COUNTY COMMUNICATIONS  
 WILL HOLT  
 184 HODGES GAP RD STE D  
 BOONE, NC 28607-8635

Date: 02/14/2018		Customer Rep: Bruce Williams		Terms: NET 30 DAYS	
Qty	Item	Description	Unit Price	Extended	
2	GP933-NG911	GPS COMMAND CENTER PACKAGE	8,075.00	16,150.00	
2	55676	MOUNTING CLAMP KIT, 3-1/2", 2 EACH CommScopeMfr P/N: DB365-OS"	65.00	130.00	
1	S&H	SHIPPING/ HANDLING	96.00	96.00	
2	FT-FR	FIELD TECH LABOR FLAT RATE	1,500.00	3,000.00	

Quote valid for 30 days from date above

Please contact customer representative by phone or email with any questions:

Customer Rep: Bruce Williams

Phone #:

Email: brucewilliams@callmc.com

Subtotal : \$19,376.00  
 Tax : \$1,307.88  
 Total Quote : \$20,683.88

Effective August 1, 2018, all credit card payments are subject to a 2% convenience fee

**TERMS****THESE TERMS AND CONDITIONS APPLY TO ALL TRANSACTIONS. LEASES, CONDITIONAL SALES, CHATTEL MORTGAGES, RETAIL INSTALLMENT CONTRACTS, AND RENTAL AGREEMENTS MAY CONTAIN APPLICABLE TERMS AND CONDITIONS PRINTED THERE**

1. **ACCEPTANCE.** This document is an offer by the Buyer, which will become a contract when acknowledged in writing by Mobile Communications America and the banking negotiation or other use of the down payment shall not constitute an acceptance hereof by Mobile Communications America (Seller hereinafter). It is agreed that sales are made only on the terms and conditions herein. Seller shall not be bound by terms and conditions in Buyer's purchase order or elsewhere unless expressly agreed to in writing. In the absence of written acceptance of these terms, acceptance of or payment for purchases hereunder shall constitute an acceptance of these terms and conditions. Any contract evidenced by this document is assigned to Mobile Communications America.
2. **DEFINITIONS.** All references to Seller herein shall mean Mobile Communications America, and all references to Buyer shall mean the Customer named in the attached document.
3. **SHIPPING AND HANDLING.** Shipping and Handling charges when shown separately in the attached document include (prepaid) domestic surface and airfreight which will be included on the invoice (e.g., UPS, Parcel Post, Common Carrier). Freight charges are subject to frequent changes and in considerations of Seller's agreement to hold to the charges stated, Buyer agrees to pay such amount without regard to the actual charges applicable at the time of shipment. It is understood that Seller will not have to provide Buyer with any copies of carrier freight bills
4. **DELIVERY AND TITLE.** Unless otherwise stated on the attached form, all deliveries are FOB Seller's business location. Shipping and delivery dates are best estimates only. Seller reserves the right to make deliveries in installments and the contract will be severable as to such installments. Delivery delay or default of any installment shall not relieve the Buyer of its obligation to accept and to pay for remaining deliveries. Claim for shipment shortage shall be deemed waived unless presented to Mobile Communications America in writing within forty-five (45) days of delivery of each shipment. **IN NO EVENT SHALL MOBILE COMMUNICATIONS AMERICA BE LIABLE FOR INCREASED COSTS, LOSS OF PROFITS OR GOOD WILL OR ANY OTHER INCIDENTAL OR CONSEQUENTIAL DAMAGES** due to late or non-delivery of products. Title to products sold shall pass to Buyer at the FOB point. Seller shall retain a security interest and the right of possession in the products until Buyer makes full payment. Buyer agrees to cooperate in whatever manner necessary to assist Seller in perfection on said security interest upon request.
5. **COMMERCIAL WARRANTY.** Mobile Communications America provides no warranty for products sold unless otherwise noted in writing on the attached form. Manufacturers of products sold provide warranties of varying periods and coverage. Written copies of manufacturer's warranties are available upon request.
6. **EQUIPMENT PERFORMANCE.** Because each radio system is unique, Seller disclaims liability for range, coverage, or operation of the system as a whole except by a separate written agreement by an officer of the Seller.
7. **PAYMENT.** The Buyer shall make payment in accordance with the terms stated on the attached document at Mobile Communications America, P.O. Box 37904, Dept. #125, Charlotte, NC, 28237-7904 or at such other place as Mobile Communications America may designate. Payment shall be made upon delivery unless stated otherwise on the attached document.
8. **TAXES.** Except for the amount, if any, of state and local tax stated on the attached document, the prices set forth herein are exclusive of any amount for Federal, State, and/or local excise, sales, use, property, retailer's occupation, or similar taxes. If any such excluded tax is determined to be applicable to this transaction or if Seller is required to pay or bear the burden thereof, the prices set forth herein shall be increased by the amount of such tax and any interest or penalty thereon, and the Buyer shall pay to the Seller the full amount of any such increase no later than ten (10) days after receipt of an invoice therefore.
9. **TERMINATION AND CANCELLATION**
- A. Seller shall not be liable for any delay or failure to perform due to any cause beyond its control. Causes include, but are not limited to, strikes, acts of God, acts of the Buyer, interruptions of transportation or inability to obtain labor, materials, or facilities, default of any supplier, or delays in FCC frequency authorization or license grant. The delivery schedule shall be considered extended by a period of time equal to the time lost because of any excusable delay. In the event Seller is unable to wholly or partially perform because of any cause beyond its control, Seller may terminate any contract without liability to the Buyer.
- B. Buyer may by written notice to Seller within fifteen (15) days of the date hereof cancel any contract arising hereunder, for other than the default of the Seller and at Seller's convenience, in which event Buyer shall pay Seller twenty percent (20%) of the total price of all products and accessories listed on the attached document as a restocking charge.
10. **TECHNICAL ASSISTANCE.** Warranties shall not be enlarged and no obligation or liability shall arise out of Seller's rendering of technical advice, facilities, or service in connection with Buyer's purchase of the products furnished.
11. **FCC MATTERS.** The Buyer is solely responsible for obtaining any licenses or other authorizations required by the Federal Communications Commission (FCC) and for complying with FCC rules and with the rules and regulations of any other federal, state, or local regulatory agency. Neither Seller nor any of its employees is an agent or representative of the Buyer in FCC matters or otherwise. Seller, however, may assist in the preparation of the license application.
12. **CONTROLLING LAW.** This document and the rights and duties of the parties shall be governed and interpreted according to the laws of the State of North Carolina.
13. **FINAL ACCEPTANCE.** Failure to make a claim within five (5) days after receipt of each product covered hereby shall constitute an irrevocable acceptance thereof.
14. **LIMITATION OF LIABILITY.** Seller's total liability is limited to the total price of the products sold hereunder. Buyer's sole remedy is to request Seller at Seller's option to either refund the purchase price, or to repair or replace products that are not as warranted. In no event will Seller be liable for incidental or consequential damages. No action shall be brought for any breach of this contract more than one (1) year after the accrual of such cause of action except for money due upon open account.
15. **WAIVER.** The failure of Seller to insist in any one or more instances, upon the performance of the terms, covenants, or conditions herein, or to exercise any right hereunder shall not be construed as a waiver or relinquishment of the future performance of any such term, covenant, or conditions or the future exercise of such right, but the obligation of the Buyer with respect to such future performance shall continue in force and effect.
16. **GENERAL**
- A. Buyer acknowledges that it has read and understands these terms and conditions and agrees to be bound by them, that it is the complete and exclusive statement of the agreement between the parties and supersedes all proposals, oral or written, and all other communications between the parties relating to the subject matter hereof.
- B. No modification hereof shall be binding upon Seller unless such modification is in writing signed by a duly authorized representative of Seller.
- C. If any part is contrary to, prohibited by, or deemed invalid under the applicable laws or regulations, such provision shall be deemed omitted to the extent so contrary prohibited or invalid, but remainder shall not be invalidated and shall be given effect so far as possible.

**IMPORTANT**

DIRECT INQUIRIES ABOUT THIS PROPOSAL/ORDER TO MOBILE COMMUNICATIONS AMERICA AT 4800 REAGAN DR., CHARLOTTE, NC 28206.

PLEASE SPECIFY SALES ORDER NUMBER

Proposal is valid for 30 days from date above.

20% Re-stocking Fee on All Returns

Delivery Lead Time Available Upon Request

Maintenance Contracts are Available

This Proposal is Subject to Mobile Communications America Standard Terms and Conditions (see attachment)

***Thank You for Choosing Mobile Communications America!***

**AGENDA ITEM 10:**

**TAX MATTERS**

***A. Monthly Collections Report***

**MANAGER'S COMMENTS:**

Mr. Larry Warren, Tax Administrator, will present the Monthly Collections Report and be available for questions and discussion.

The reports are for information only; therefore, no action is required.



**Monthly Collections Report****Watauga County**


Bank deposits of the following amounts have been made and credited to the account of Watauga County. The reported totals do not include small shortages and overages reported to the Watauga County Finance Officer

Monthly Report November 2018

	<u>Current Month</u> <u>Collections</u>	<u>Current Month</u> <u>Percentage</u>	<u>Current FY</u> <u>Collections</u>	<u>Current FY</u> <u>Percentage</u>	<u>Previous FY</u> <u>Percentage</u>
<b><u>General County</u></b>					
Taxes 2018	6,637,152.09	32.43%	17,090,334.27	55.27%	48.68%
Prior Year Taxes	47,967.80		200,357.67		
Solid Waste User Fees	600,772.48	33.73%	1,385,080.71	53.75%	48.30%
Green Box Fees	862.32	NA	2,568.88	NA	NA
<b>Total County Funds</b>	<b>\$7,286,754.69</b>		<b>\$18,678,341.53</b>		
<b><u>Fire Districts</u></b>					
Foscoe Fire	100,216.38	35.27%	277,776.59	60.02%	53.42%
Boone Fire	228,791.37	37.50%	511,133.36	57.26%	50.32%
Fall Creek Service Dist.	2,651.78	38.18%	5,238.13	55.19%	44.08%
Beaver Dam Fire	24,169.26	33.97%	55,654.48	54.15%	48.66%
Stewart Simmons Fire	40,716.97	25.37%	111,807.50	48.68%	42.59%
Zionville Fire	28,661.41	37.89%	66,276.85	58.31%	50.91%
Cove Creek Fire	59,046.74	37.88%	140,344.42	59.16%	52.11%
Shawneehaw Fire	24,178.29	39.45%	59,838.03	61.59%	52.65%
Meat Camp Fire	54,004.45	40.06%	124,081.85	60.20%	51.87%
Deep Gap Fire	48,702.94	37.67%	106,143.97	56.17%	50.12%
Todd Fire	16,645.98	40.70%	37,183.56	60.34%	52.77%
Blowing Rock Fire	99,164.68	35.16%	296,419.94	61.64%	52.89%
M.C. Creston Fire	1,809.05	42.21%	3,634.93	58.99%	52.23%
Foscoe Service District	21,493.03	43.24%	44,855.02	61.18%	53.62%
Beech Mtn. Service Dist.	9.98	0.68%	134.65	8.48%	26.64%
Cove Creek Service Dist.	79.00	25.32%	91.20	28.14%	28.14%
Shawneehaw Service Dist	1,327.10	32.05%	3,478.08	55.27%	45.86%
	<b>\$749,016.63</b>		<b>\$1,838,854.43</b>		
<b><u>Towns</u></b>					
Boone	958,922.85	21.96%	2,432,066.59	41.49%	38.12%
Municipal Services	9,499.23	10.47%	50,390.36	37.64%	30.16%
Boone MV Fee	NA	NA	NA	NA	NA
Blowing Rock	NA	NA	NA	NA	NA
Seven Devils	NA	NA	NA	NA	NA
Beech Mountain	NA	NA	NA	NA	NA
<b>Total Town Taxes</b>	<b>\$968,422.08</b>		<b>\$2,482,456.95</b>		
<b>Total Amount Collected</b>	<b>\$9,004,193.40</b>		<b>\$22,999,652.91</b>		



Tax Collections Director



Tax Administrator

**AGENDA ITEM 10:**

**TAX MATTERS**

***B. Refunds and Releases***

**MANAGER'S COMMENTS:**

Mr. Warren will present the Refunds and Releases Reports. Board action is required to accept the Refunds and Releases Reports.

11/30/2018 15:56  
Larry.Warren

WATAUGA COUNTY  
RELEASES - 11/01/2018 TO 11/30/2018

P 1  
tncrapt

OWNER NAME AND ADDRESS	CAT YEAR PROPERTY REASON	BILL	EFF DATE	JUR	REF NO	VALUE	CHARGE	AMOUNT
1001395 ADAMS, DALE D SR 131 DALE ADAMS RD SUGAR GROVE, NC 28679-9656	RE 2017	16584	11/30/2018			54,350	F07	27.18
	1972-85-5989-000			F07			G01	191.86
	REFUND RELEASE				6705			
								219.04
1001395 ADAMS, DALE D SR 131 DALE ADAMS RD SUGAR GROVE, NC 28679-9656	RE 2018	16681	11/30/2018			54,350	F07	27.18
	1972-85-5989-000			F07			G01	191.86
	TAX RELEASES				6704			
								219.04
1753241 BADEN, SANDRA BRADLEY 2194 LAKE FOREST CV NEBO, NC 28761	RE 2018	15652	11/30/2018			0	F04	233.80
	1965-82-8140-000			F04			G01	1,650.63
	REFUND RELEASE				6701		SWF	80.00
								1,964.43
1748243 COFFEY, BUSTER L. 6102 HOWARDS CREEK ROAD BOONE, NC 28607	PP 2015	783	11/30/2018			0	F09	.25
	1319			F09			G01	1.57
	TAX RELEASES				6696		F09L	.03
							G01L	.16
								2.01
1748243 COFFEY, BUSTER L. 6102 HOWARDS CREEK ROAD BOONE, NC 28607	PP 2016	705	11/30/2018			0	F09	.25
	1319			F09			G01	1.57
	TAX RELEASES				6697		F09L	.03
							G01L	.16
								2.01
1748243 COFFEY, BUSTER L. 6102 HOWARDS CREEK ROAD BOONE, NC 28607	PP 2017	639	11/30/2018			0	F09	.25
	1319			F09			G01	1.77
	TAX RELEASES				6698		F09L	.03
							G01L	.18
								2.23
1748243 COFFEY, BUSTER L. 6102 HOWARDS CREEK ROAD BOONE, NC 28607	PP 2018	589	11/30/2018			0	F09	.25
	1319			F09			G01	1.77
	TAX RELEASES				6699		F09L	.03
							G01L	.18
								2.23

11/30/2018 15:56  
Larry.Warren

WATAUGA COUNTY  
RELEASES - 11/01/2018 TO 11/30/2018

P 2  
tncrprpt

OWNER NAME AND ADDRESS	CAT YEAR PROPERTY REASON	BILL	EFF DATE	JUR	REF NO	VALUE CHARGE	AMOUNT
1774532 HANKS, ERICA L, TRUSTEE 3212 LAZY BRANCH RD CHARLOTTE, NC 28270	RE 2018 1869-79-5394-000 TAX RELEASES PROPERTY WAS DIVIDED REL AND REBILLED UNDER 1869795395000	486	11/30/2018	F08	6695	0 F08 G01	90.75 640.75 <hr/> 731.45
1634148 HARTLEY, WESLEY RYAN HARTLEY, TRACI O 3848 OLD US HIGHWAY 421 ZIONVILLE, NC 28698	RE 2018 1983-36-8675-000 TAX RELEASES INCORRECT SQUARE FOOTAGE ON OUTBUILDING	19220	11/30/2018	F06	6702	246,500 F06 G01	123.25 870.15 <hr/> 993.40
1782453 WALKER, AARON SCOTT + WALKER, MICHELLE LYNN 3430 GROAH AVE MIMS, FL 32754	RE 2018 1973-23-6996-000 TAX RELEASES DOUBLE BILLED	1000062	11/30/2018	F04	6703	0 F04 G01	6.00 42.36 <hr/> 48.36
1641925 WIMBERLEY, MARK D WIMBERLEY, IMA JEAN 1639 RIVERGATE DR JACKSONVILLE, FL 32223	PP 2018 282 TAX RELEASES Does not rent property anymore- Released PP Bill only-still owns propert	98	11/30/2018	C05	6700	0 G01	34.74
DETAIL SUMMARY	COUNT: 11	RELEASES - TOTAL				355,200	4,218.94

11/30/2018 15:56  
Larry.Warren

WATAUGA COUNTY  
RELEASES - 11/01/2018 TO 11/30/2018

P 3  
tncraprt

RELEASES - CHARGE SUMMARY FOR ALL CLERKS

YEAR	CAT	CHARGE	AMOUNT
2015	PP	F09 MEAT CAMP FIRE PP	.25
2015	PP	F09L MEAT CAMP FIRE LATE LIST	.03
2015	PP	G01 WATAUGA COUNTY PP	1.57
2015	PP	G01L WATAUGA COUNTY LATE LIST	.16
2015 TOTAL			2.01
2016	PP	F09 MEAT CAMP FIRE PP	.25
2016	PP	F09L MEAT CAMP FIRE LATE LIST	.03
2016	PP	G01 WATAUGA COUNTY PP	1.57
2016	PP	G01L WATAUGA COUNTY LATE LIST	.16
2016 TOTAL			2.01
2017	RE	F07 COVE CREEK FIRE RE	27.18
2017	RE	G01 WATAUGA COUNTY RE	191.86
2017	PP	F09 MEAT CAMP FIRE PP	.25
2017	PP	F09L MEAT CAMP FIRE LATE LIST	.03
2017	PP	G01 WATAUGA COUNTY PP	1.77
2017	PP	G01L WATAUGA COUNTY LATE LIST	.18
2017 TOTAL			221.27
2018	RE	F04 BEAVER DAM FIRE RE	239.80
2018	RE	F06 ZIONVILLE FIRE RE	123.25
2018	RE	F07 COVE CREEK FIRE RE	27.18
2018	RE	F08 SHAWNEEHAW FIRE RE	90.75
2018	RE	G01 WATAUGA COUNTY RE	3,395.70
2018	RE	SWF SANITATION USER FEE	80.00
2018	PP	F09 MEAT CAMP FIRE PP	.25
2018	PP	F09L MEAT CAMP FIRE LATE LIST	.03
2018	PP	G01 WATAUGA COUNTY PP	36.51
2018	PP	G01L WATAUGA COUNTY LATE LIST	.18
2018 TOTAL			3,993.65
SUMMARY TOTAL			4,218.94

11/30/2018 15:56  
Larry.Warren

WATAUGA COUNTY  
RELEASES - 11/01/2018 TO 11/30/2018

P 4  
tncraprt

RELEASES - JURISDICTION SUMMARY FOR ALL CLERKS

JUR	YEAR	CHARGE	AMOUNT
C05	2018	G01 WATAUGA COUNTY PP	34.74
		C05 TOTAL	34.74
F04	2018	F04 BEAVER DAM FIRE RE	239.80
F04	2018	G01 WATAUGA COUNTY RE	1,692.99
F04	2018	SWF SANITATION USER FEE	80.00
		F04 TOTAL	2,012.79
F06	2018	F06 ZIONVILLE FIRE RE	123.25
F06	2018	G01 WATAUGA COUNTY RE	870.15
		F06 TOTAL	993.40
F07	2017	F07 COVE CREEK FIRE RE	27.18
F07	2017	G01 WATAUGA COUNTY RE	191.86
F07	2018	F07 COVE CREEK FIRE RE	27.18
F07	2018	G01 WATAUGA COUNTY RE	191.86
		F07 TOTAL	438.08
F08	2018	F08 SHAWNEEHAW FIRE RE	90.75
F08	2018	G01 WATAUGA COUNTY RE	640.70
		F08 TOTAL	731.45
F09	2015	F09 MEAT CAMP FIRE PP	.25
F09	2015	F09L MEAT CAMP FIRE LATE LIST	.03
F09	2015	G01 WATAUGA COUNTY PP	1.57
F09	2015	G01L WATAUGA COUNTY LATE LIST	.16
F09	2016	F09 MEAT CAMP FIRE PP	.25
F09	2016	F09L MEAT CAMP FIRE LATE LIST	.03
F09	2016	G01 WATAUGA COUNTY PP	1.57
F09	2016	G01L WATAUGA COUNTY LATE LIST	.16
F09	2017	F09 MEAT CAMP FIRE PP	.25
F09	2017	F09L MEAT CAMP FIRE LATE LIST	.03
F09	2017	G01 WATAUGA COUNTY PP	1.77
F09	2017	G01L WATAUGA COUNTY LATE LIST	.18
F09	2018	F09 MEAT CAMP FIRE PP	.25
F09	2018	F09L MEAT CAMP FIRE LATE LIST	.03
F09	2018	G01 WATAUGA COUNTY PP	1.77
F09	2018	G01L WATAUGA COUNTY LATE LIST	.18
		F09 TOTAL	8.48
		SUMMARY TOTAL	4,218.94

Blank Page

**AGENDA ITEM 11:**

**OUT-OF-STATE TRAVEL REQUEST**

**MANAGER'S COMMENTS:**

Mr. Stephen Poulos, Parks and Recreation Director, will request the Board approve out-of-state travel for Keron Poteat, Recreation Specialist II, to take seniors to Bristol Lights and Christmas Village in Bristol, TN and to the Barter Theater in Abingdon, VA. Mr. Poulos will request permission after the fact due to his omission in submitting earlier.

Board approval is required.





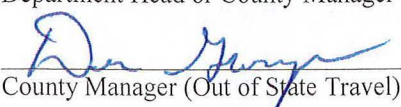
# Watauga County Travel Authorization and Travel Advance Request

	<b>Budget Account Number</b>
--	------------------------------

Name: Keron Poteat	Title: Recreation Specialist II	Department: WCPR
Destination: Bristol, TN	Meeting Dates: Dec. 12, 2018	
Is this out of state travel? <input checked="" type="radio"/> Yes <input checked="" type="radio"/> No If yes, Board of County Commissioners approval is required and must be signed by the County Manager.	Departure Date: Dec. 12, 2018	Return Date: Dec. 12, 2018
	Time 1 p.m.	Time 10 p.m.
	Purpose of Trip: Specialized Recreation Trip to the Bristol Lights & Christmas Village	
Overnight Accommodations Required? Yes _____ Rate per night/person \$ _____		
Name of Hotel/Motel _____ Government Discount <input type="checkbox"/> Yes <input type="checkbox"/> No		
Method of Transportation:		
Cost \$ _____ <input checked="" type="checkbox"/> County Vehicle <input type="checkbox"/> Personal Vehicle <input type="checkbox"/> Air		
<input type="checkbox"/> Other _____		
Explanation		


Estimated Expenses		Totals
* <b>REGISTRATION FEES:</b> Please indicate meals and/or banquets included in registration fee		\$
<b>MEALS:</b>	Breakfast	\$
	Lunch	\$
	Dinner	\$
* <b>LODGING:</b>	Single Rate	\$
* Other		
<b>Total</b>		<b>\$0</b>

\* Receipts Required for Reimbursement

Remarks: See attached.		
Are funds requested in advance: <input type="checkbox"/> Yes <input checked="" type="checkbox"/> No Amount \$ _____  Form is Mathematically Correct: <input type="checkbox"/> Yes <input type="checkbox"/> Approved as corrected  Finance Staff _____	If settlement has not been made on this advance within 20 working days after completion of travel, I authorize this amount to be deducted from my next paycheck.   Employee  Date Dec 11, 2018	I believe this trip to be necessary and beneficial to Watauga County and funds were provided for this purpose in this departments appropriate budget account.   Department Head or County Manager   County Manager (Out of State Travel)  Date 12-11-2018



# Register Now!



Watauga County Parks & Recreation's

## ROAD TRIPPIN'

Sponsored in part by the High County Senior Games

**Sky Top Apple Orchard**  
**Apple pickin' & hayride!**  
Leave WCP&R @ 9 a.m. Lunch on own

**Thursday, Sept. 20th**  
**\$7**

**Dixie Classic Fair**  
**Crafters, exhibits & food!**  
Leave WCP&R @ 9 a.m. Lunch on own

**Tuesday, Oct. 2nd**  
**\$5**

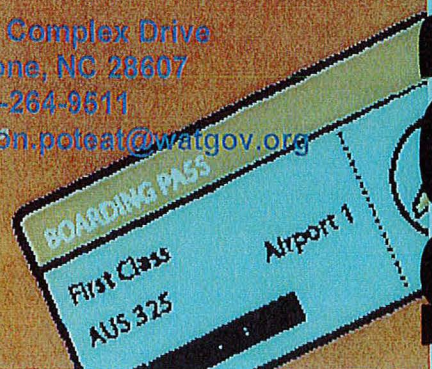

**Southern Christmas Show**  
**Holiday shopping spree!**  
Leave WCP&R @ 8 a.m. Lunch on own

**Tuesday, Nov. 13th**  
**\$15**

**"Elf" at Barter Theater**  
**Holiday hilarity!**  
Leave WCP&R @ 10 a.m. Lunch on own

**Thursday, Dec. 13th**  
**\$35**

231 Complex Drive  
Boone, NC 28607  
828-264-9511  
[keron.poteat@watgov.org](mailto:keron.poteat@watgov.org)



**Space is limited**





# Watauga County Travel Authorization and Travel Advance Request

	Budget Account Number	
--	-----------------------	--

Name: Keron Poteat	Title: Recreation Specialist II	Department: WCPR
Destination: Abingdon, VA	Meeting Dates: Dec. 13, 2018	
Is this out of state travel? <input checked="" type="radio"/> Yes <input type="radio"/> No If yes, Board of County Commissioners approval is required and must be signed by the County Manager.	Departure Date: Dec. 13, 2018	Return Date: Dec. 12, 2018
	Time 10:30 a.m.	Time 6 p.m.
Purpose of Trip: Senior Trip to the Barter Theater		
Overnight Accommodations Required? Yes <span style="margin-left: 150px;">Rate per night/person \$</span>		
Name of Hotel/Motel _____ Government Discount <input type="checkbox"/> Yes <input type="checkbox"/> No		
Method of Transportation:		
Cost \$ _____ <input type="checkbox"/> County Vehicle <input type="checkbox"/> Personal Vehicle <input type="checkbox"/> Air <input type="checkbox"/> Other _____ <div style="text-align: center; margin-top: 5px;">Explanation</div>		

Estimated Expenses		Totals
<b>* REGISTRATION FEES:</b>		
Please indicate meals and/or banquets included in registration fee		
	\$	
<b>MEALS:</b>	Breakfast	\$
	Lunch	\$
	Dinner	\$
<b>* LODGING:</b>	Single Rate	\$
<b>* Other</b>		
<b>Total</b>		<b>\$0</b>


\* Receipts Required for Reimbursement

Remarks: See attached.		
Are funds requested in advance: <input type="checkbox"/> Yes <input checked="" type="checkbox"/> No Amount \$ _____  Form is Mathematically Correct: <input type="checkbox"/> Yes <input type="checkbox"/> Approved as corrected	If settlement has not been made on this advance within 20 working days after completion of travel, I authorize this amount to be deducted from my next paycheck.  <div style="text-align: center;">                       _____                      Employee                 </div> Date December 11, 2018	I believe this trip to be necessary and beneficial to Watauga County and funds were provided for this purpose in this departments appropriate budget account.  <div style="text-align: center;">                       _____                      Department Head or County Manager                      County Manager (Out of State Travel)                 </div> Date 12-11-2018
Finance Staff		



SEPT  
OCT  
NOV  
DEC

Activities, arts &  
crafts, sports,  
recreation & more!



IT'S GONNA BE FUN!

WATAUGACOUNTY PARKS AND

# SPECIALIZED RECREATION

Friday, 9/25 10 am-12 pm  
Fall Craft Connection \$5

Friday, 10/5 10 am-12:15 pm

Life Lessons from Trees & Plants

Sundays in October 3:30-4:30 pm

Abilities Tennis Clinics

Thursday, 11/8 5-7 pm

Pre-Game Dance Party, \$5

Wednesday, 12/12 1-10 pm

Speedway in Lights Trip, \$20

Watauga County Parks & Recreation

231 Complex Drive, Boone 28607

828.264.9511

[keron.poteat@watgov.org](mailto:keron.poteat@watgov.org)





Blank Page

**AGENDA ITEM 12:****MISCELLANEOUS ADMINISTRATIVE MATTERS*****A. Boards and Commissions*****MANAGER'S COMMENTS:****Watauga Medical Center Board of Trustees**

The Watauga Medical Center Board of Trustees has recommended Ms. Kim Miller, Mr. Kent Tarbutton, and Ms. Jan Winkler for re-appointment as Board Trustees. Each of their terms would be effective January 1, 2019, through December 31, 2021. These are second readings.

**Adult Care Home Community Advisory Committee**

Ms. Janet Specht has indicated willingness to serve a one-year appointment to the Watauga County Adult Care Home Community Advisory Committee to fill a vacant seat. This is a first reading.

**Boone Rural Fire Protection Service District Board****Watauga County Planning Board**

Each Commissioner nominates a representative to the Watauga County Planning Board and the Boone Rural Fire Protection Service District Board whose terms run concurrent with the term of the appointing Commissioner. Planning Board members must live within the appointing Commissioners District and action must be taken by the entire Board of Commissioners to make these appointments. Boone Rural Fire Service District Board members must own property and reside within that Fire Service District.



Chuck Mantooh, FACHE  
President & CEO

November 12, 2018

Mr. Deron Geouque  
Watauga County Manager  
814 West King Street, Suite 205  
Boone, NC 28607

Dear Deron:

The Watauga Medical Center, Inc. Board of Trustees at their October 25, 2018 meeting unanimously approved submitting the following names to be considered by the Watauga County Commissioners for appointment to the Board of Trustees:

Kim Miller  
Kent Tarbutton  
Jan Winkler

The appointment will be for a three year term beginning January 1, 2019 and ending December 31, 2021.

Thank you for your assistance with this process and please contact me should you have any questions.

Sincerely,

A handwritten signature in blue ink, appearing to read "Chuck Mantooh", is written over a light blue circular stamp.

Chuck Mantooh

Brenda Lyerly  
Chair of the Board

Johnny Riddle  
Vice-Chair



Chris Jones  
Secretary

121818 BCC Meeting  
Valerie Jaynes  
Treasurer

468 New Market Blvd.  
Boone, NC 28607

[www.regiond.org](http://www.regiond.org)

Voice: 800-735-8262

Phone: 828-265-5434  
Fax: 828-265-5439

December 5, 2018

Clerk to the Board  
Ms. Anita J. Fogle  
814 West King Street, Suite 205  
Boone, North Carolina 28607



Dear Ms. Fogle,

Ms. Janet Specht has indicated her willingness to be appointed for a one-year term to the Watauga County Adult Care Home Community Advisory Committee for Long Term Care. Currently, one vacancy exists on the committee. I have enclosed an updated committee roster for your information.

Please submit Ms. Specht's name to the Commissioners for their consideration and let me know their decision at your earliest convenience. Ms. Specht's application is enclosed. If you have any questions or concerns, please do not hesitate to contact me. Thank you for your attention to this matter.

Sincerely,

Stevie M. John  
Regional Ombudsman

Enclosures:  
Application  
Roster



## Community Advisory Committee VOLUNTEER APPLICATION

Thank you for your interest in the Community Advisory Committee. If you are a county resident, at least 18 years old, and willing to volunteer your time and expertise to your community, please complete and submit this application.

NAME: <i>Janet Specht</i>		
ADDRESS: <i>229 Juniper Dr</i>		
CITY: <i>Boone</i>	STATE: <i>NC</i>	ZIP: <i>28607</i>
HOME PHONE: <i>Cell</i> <i>(319) 331-7310</i>	WORK PHONE: <i>( )</i>	EMAIL: <i>Spechtj1k@gmail.com</i>
PLACE OF EMPLOYMENT: <i>Retired</i>		
COUNTY OF RESIDENCE: <i>Watauga</i>	Do you serve on any other Boards? <i>Cashew Bread Ministries Board</i>	
Why are you interested in volunteering on the Community Advisory Committee? <i>My back ground is aging + long term care I want to do what I can do to help elders have the best life they can have</i>		
Please list any work, volunteer and/or educational experience that you would like us to consider in the review of your application. Feel free to attach a resume. <i>I was the Director of Nursing in an 800 long term care facility for 29 years I did my post doctoral study in Gerontology + I taught gerontological nursing to nursing students for 17 years with clinical experiences in nursing homes I was Director of the Hartford Center for Gerontological Excellence at the University of Iowa for 3 years. <del>I co-owned an alternative living facility for persons with dementia for 5 1/2 years.</del> <i>Care of older persons is my passion.</i></i>		

Do you have a <b>family member</b> (spouse, son, daughter, mother, father, sister, brother, or in-laws of these) who resides in a facility that might be visited by the committee on which you are interested in serving?	YES	<input checked="" type="radio"/> NO
Do you have a financial interest in a facility that might be visited by the committee on which you are interested in serving?	YES	<input checked="" type="radio"/> NO
Are you an employee of or serving on a governing board of a facility that might be visited by the committee on which you are interested in serving?	YES	<input checked="" type="radio"/> NO
Do you provide paid services of any kind to a resident or staff person in a facility that might be visited by the committee on which you are interested in serving?	YES	<input checked="" type="radio"/> NO
Are you a public official?	YES	<input checked="" type="radio"/> NO
Are you available to complete 15 hours of initial orientation prior to assuming any official responsibilities on the committee? Initial training includes a full-day (8 hours) of classroom training; completion of a home- study assignment (average time-2 hours over 30 day period), and facility orientation(s) (average of 5 hours).	<input checked="" type="radio"/> YES	NO
Are you available for a minimum of 8 hours every quarter (i.e. every 3 months) to visit facilities in your county?	<input checked="" type="radio"/> YES	NO
Are you available to attend a one hour quarterly committee meeting in your county during business hours?	<input checked="" type="radio"/> YES	NO
Are you willing to complete 10 hours of continuing education per year (provided by the Ombudsman Program)?	<input checked="" type="radio"/> YES	NO
Do you understand that no monetary reimbursement will be provided for expenses incurred (i.e. mileage) by committee volunteers?	<input checked="" type="radio"/> YES	NO
Have you been convicted of any criminal or civil offenses that relate to the abuse, neglect or exploitation of children and/or adults; drug misuse; fire arm violations; physical or sexual assault; murder or other violent crime?	YES	<input checked="" type="radio"/> NO

**With my signature, I affirm that I have thoroughly read and understand the information provided in this packet. I affirm that the information I have provided in this volunteer application is accurate to the best of my knowledge.**

SIGNATURE: Paul K. Speck DATE: 7/24/18

# Watauga County Adult Care Home Advisory Board

Angie Greene 795 Greenway Drive Boone, NC 28607 (828) 264-8021	Glenda Hodges 810 Parkcrest Dr. Boone, NC 28607 (828) 264-8529
Harold Eller 924 Old Hwy 421 South Boone, NC 28607 (828) 262-5188	Pat Taylor 163 Shadowline Drive Boone, NC 28607 (828) 264-4193

## Resident Advocate:

**Stevie John, Ombudsman**  
 High Country Area Agency on Aging  
 828-265-5434 ext. 126  
 866-219-3643 (toll free)

## Regulatory Agencies:

Watauga County Department of Social Services  
 Adult Care Home Specialist 828-265-8100

Division of Health Service Regulation: 800-624-3004

**AGENDA ITEM 12:**

**MISCELLANEOUS ADMINISTRATIVE MATTERS**

***B. Announcements***

**MANAGER'S COMMENTS:**

The January 1, 2019, Board meeting has been cancelled and, therefore, the next regular meeting of the Board will be Tuesday, January 15, 2019, at 5:30 P.M.

**AGENDA ITEM 13:**

**PUBLIC COMMENT**

**AGENDA ITEM 14:**

**BREAK**

**AGENDA ITEM 15:**

**CLOSED SESSION**

Attorney/Client Matters – G. S. 143-318.11(a)(3)